
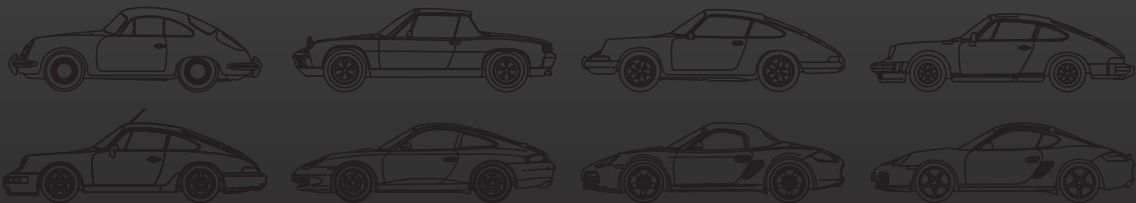


◆ **Dansk** 
ORIGINAL
by JP Group Automotive

PORSCHE[®]



911 G



**EXCLUSIVE HIGH QUALITY
SPARE PARTS AND ACCESSORIES**

◆ Dansk ORIGINAL



by JP Group Automotive

Exclusive high quality spare parts and accessories for Porsche®





JP GROUP COMPANY

For about 50 years JP Group a/s and our manufacturing company Johs. Pedersen a/s have been recognised worldwide by enthusiasts with the high quality brands:



within spare parts for VW, Porsche and Mercedes aftermarket.

Furthermore, during 2020 we made a strategic distribution alliance with  regarding European master distribution of the famous EMPI range of accessories and performance parts. This now also includes the entire  carburetor range. Our consolidated range thereby consists of more than 11.000 part numbers for above mentioned classic cars and is constantly expanding.

A STRONG FAMILY AND AN EXTENSIVE PRODUCT RANGE

With our extensive in-house production, we are also proud of being OE manufacturer, and our product range covers high quality components for a very wide spectrum of product groups. Main focus in our production is OE quality metal stamping parts such as exhaust, heat exchangers, body parts, fuel and oil tanks and a wide range of technical CNC machined classic spare parts.

In our factory situated in Viborg in the very centre of Jutland, Denmark, we focus on importing a range of product groups from worldwide classic parts production partners, whom we have granted approval of manufacturing our parts. Many are existing or former OE industries, who provide us with parts for various product groups like engines, brakes, interior and exterior parts, steering and suspension as well as an electrical parts range.

CONSTANT NEW DEVELOPMENTS

Our R&D (Research & Development) work closely together with our classic product management. Based on parts, which are no longer available, and based on valued customers feedback we develop and add to the classic range on a constant basis. This leads to introducing a vast number of new parts for classic cars every year. Many of those new parts are hard-to-find spare parts or even NOS (New Old Stock) parts, which JP Group offers on an exclusive basis - all of which leads to keeping both Oldtimer & Youngtimer cars in operation.

THE CLASSIC PORSCHE RANGE

- 356
- 914
- 912
- 911F
- 911G
- 964
- 993
- 996
- 997
- Boxster, 986, 987
- 924, 944, 968
- 928
- 959



SERVICE

Quick and professional export delivery worldwide. Our packaging expertise combined with our experienced and skilled personnel, guarantees quick and reliable service. You will not only receive your order quickly, but each product will arrive safely, in a high quality package, which is suitable for parcel delivery towards the end consumer.

HIGHEST QUALITY SPARE PARTS


AT A FRACTION OF THE COST!

Our highly skilled technical quality departments ensure a constant focus on a first class quality level. Global sourcing from OE production partners supplying worldwide to the passenger car industry! Extensive engineering and R&D department developing and testing performance and sports exhaust systems, metal body parts etc. We produce our own products in several countries for both the OES and aftermarket spare parts for passenger cars and light commercial vehicles.

FOCUS ON QUALITY!

To meet the expectations of our customers and to ensure a high quality of all our products, we have established quality departments in Denmark and other key manufacturing countries. We also conduct sample tests and provide long-term durability testing - in a laboratory as well as with installation in cars. Last but not least our quality system is certified with ISO 9001.





PRODUCTION FACILITIES

Our production in Denmark is 15,000 m² equipped with the most modern hightech 3D laser cutting robots as well as fully automatic welding robots. We produce in aluminized and stainless materials. Most of our exhaust boxes and body parts are produced with semi-automatic hydraulic presses. Alongside hand craftsmanship this insures the original design and high quality level.








WAREHOUSE/LOGISTICS

25,000 m² modern warehouse with the newest technology in picking/handling spare parts. More than 1,2 million picks are executed per year.





TEST FACILITIES

We have our own in-house development and testing center for both durability and performance testing. A roller-dyno allows not only performance testing, but also ensures the right back pressure is kept and thereby secures maximum engine life time.






3D CENTER

We are utilising the latest technology in our development and production by means high-tech complex 3D scanning and printing equipment, which can be considered as the platform and as the basic foundation for producing tools in a faster and more economical way than the traditional way of doing a tooling-up process.

In addition the 3D method is used to validate ongoing production to ensure all specifications and tolerances are kept and respected.





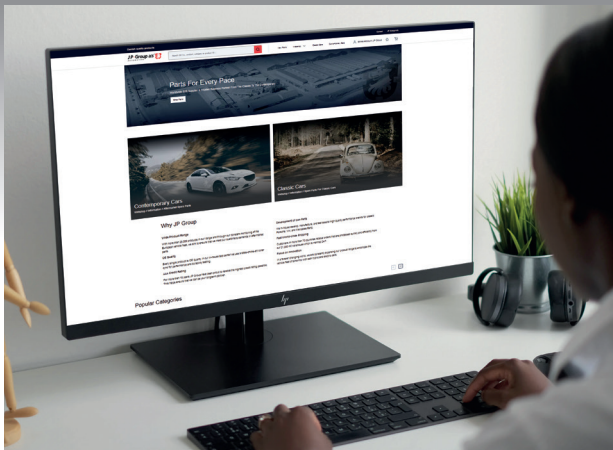
SHOWROOM

Photos from our 1.200 m² state of the art showroom in our headquarter in Viborg, Denmark. We exhibit different classic cars. The cars are being used for development and testing purposes in our development and testing center.



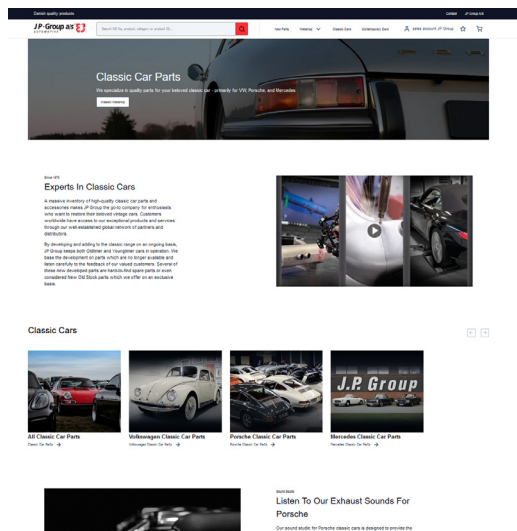


WEBSHOP/WEBSITE



Our new webshop contains more than 3.000 Classic spare parts for Porsche! As a B2B customer you get easy access to the parts, prices, uploads and more advantages:

- Extensive filter search - the most sophisticated and detailed search structure available in the industry
- Search on exact part no., OE ref., text etc.
- Easy ordering, upload of Excel files
- Favorite
- Stock watch list
- Back orders and much more...



As a customer you can get our API solution which gives you the full data package with automatic updates, so you will be totally updated at all times with assortment, news, product photos etc..

Our support team is always ready to help you with questions and will help you in any way possible.

SOCIAL MEDIA



@ssiexhaust
@danskoriginal
@jpgroupclassic

Scan and follow JP Group on social media. We share news and updates from our own production, installation videos, stories from the daily work with our Classic brands and products and much more.

www.jpgroup.dk

4 STRONG BRANDS



Original style exhausts, heat exchangers, body parts, oil & fuel tanks and various metal stamping parts

a) Exclusive original quality exhaust systems with EEC/TÜV approvals and at aftermarket prices!

b) Our widest range of body parts in original quality for the 356, 914, 912 and all the 911's models. We have invested and still do, like no one else in this industry, producing both "weld-on" repair panels as well as "direct OE fit" body parts such as fenders, hoods, quarter panels and oil + fuel tanks.



Performance sports exhausts

Our high quality range of sports exhausts produced at your choice of painted deep draw steel or polished/glass bead stainless steel. Sports exhausts mean great sound and high performance, and a great look when adding one of our tail pipes. "SOUND" systems are produced with "valve exhausts", enabling you to drive with both original alike sound, and by using a switch, with a throaty sport sound. SEXP systems are extra loud and without TÜV approval for street use. Stainless steel components are generally made in AISI 304 which is the highest grade available.

State of the art heat exchangers and exhausts

State of the art heat exchanger and exhaust design and finish all made entirely of titanium stabilized AISI 321/EN4531 stainless steel, meaning long life even in the severest conditions (road salt). A range of oversize Ø41 mm performance heat exchangers are recently also available.

General spare parts

A strong family of spare parts within cooling, engine, exterior, interior, suspension, brake, and electrical components.



German/Danish engineering

We are original equipment spare part supplier to Porsche®. Dansk is an OE brand name and we produce: Original standard. All produced according to the highest standards! For Porsche® 356, 912, 914, 924, 944, 911 (964, 993, 996, 997), Cayenne, Boxster, 986 & 987, Cayman and Panamera models.

OEM NUMBERS

We do a detailed research in order to find original and other well-known brand part numbers to add to our administrative system as valid cross reference no., so whenever available we specify the original manufacturer no. However, please note that OEM no. are only for your convenience and are for reference only and not to be understood as an OEM part! The entire classic catalogue is also fully and even more updated on our website www.jpgroupclassic.com. Please choose your vehicle VW, Porsche or Mercedes and then enter no. according to the below structure.

PART NUMBER SYSTEM

The JP Group part no. consists of 10 digits, e.g. 1680300170.

Digits 1 and 2 (16) indicate the main car make, in this case Porsche.

Digits 3, 4 and 5 (803) indicate the product group, in this case wing, front.

Digits 6, 7 and 8 (001) indicate the given part number. Numbers from 1 to 500 refers directly to the product group. Numbers from 501-999 cover items related to the product group.

Digit 9 indicates whether it is standard, set, left or right, in this case the right side:

0 = Standard

1 = Set

5 = Left set

6 = Right set

7 = Left

8 = Right

Digit 10 indicates the product brand:

0 = Classic brands

1 = Classic brands

2 = Premium brand

3 = Alternative brand

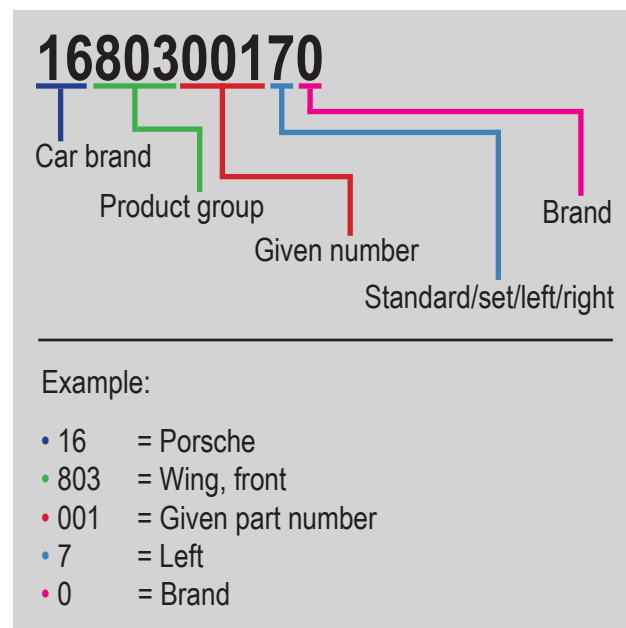
4 = Alternative brand

5 = Alternative brand

6 = No name brand

7 = Premium brand

8 = EMPI (Empi, PMO, JayCee or Bugpack)



CAR BRAND / PRODUCT GROUP

CAR BRAND

11	VAG (VW/AUDI/SEAT/SKODA)
12	OPEL
13	MERCEDES
14	BMW
15	FORD
16	PORSCHE
30	ALFA ROMEO
31	CITROEN
32	DAEWOO
33	FIAT
34	HONDA
35	HYUNDAI
36	KIA
37	LAND ROVER
38	MAZDA
39	MITSUBISHI
40	NISSAN
41	PEUGEOT
42	PROTON
43	RENAULT
44	ROVER
45	SAAB
46	SUBARU
47	SUZUKI
48	TOYOTA
49	VOLVO
50	CHRYSLER
51	DACIA
52	DAIHATSU
53	IVECO
54	JAGUAR
55	JEEP
56	LADA
57	LANCIA
58	LEXUS
59	MG
60	MINI
61	SMART
62	SSANGYONG
63	CHEVROLET
64	ISUZU
79	ANDRE
81	VW CLASSIC
82	PORSCHE CLASSIC
83	MERCEDES CLASSIC
89	ANDRE CLASSIC
98	STYLING
99	UNIVERSAL

ENGINE PARTS

100	ENGINE COMPLETE
101	CYLINDER BLOCK AND PARTS
102	PISTONS
103	PISTON RINGS
104	CRANKSHAFT AND PARTS
105	CRANKSHAFT MAIN BEARINGS
106	ROD BEARINGS
107	PISTON/CYLINDER SET
108	CONNECTING ROD AND PARTS
110	MISCELLANEOUS CYLINDER BLOCK PARTS
111	CYLINDER HEAD AND PARTS
112	CAMSHAFT AND PARTS
113	VALVES AND PARTS
114	CAM FOLLOWERS
115	ROCKER ARM

116	PUSH ROD
120	MISCELLANEOUS CYLINDER HEAD PARTS
121	TIMING BELT
122	TENSIONER FOR TIMING BELT
123	TENSIONER DAMPER FOR TIMING BELT
124	COVER FOR TIMING BELT
125	TIMING CHAIN
126	TIMING CHAIN TENSIONER
129	OIL SUMP
131	OIL PUMP
132	OIL DIPSTICK AND SUPPORT
135	OIL COOLER
136	OIL FILLER CAP / PIPE
137	OIL PIPES AND HOSES
138	OIL DRAIN PLUG
140	MISCELLANEOUS TIMING/OIL PARTS
141	WATER PUMP AND PARTS
142	RADIATOR AND PARTS
143	RADIATOR HOSES
144	WATER PIPES
145	WATER FLANGES AND THERMOSTAT HOUSING
146	THERMOSTAT
147	EXPANSION TANK
148	EXPANSION TANK CAP
149	FAN/VISCOUS COUPLING FOR FAN
150	MISCELLANEOUS COOLING PARTS
151	CARBURETOR AND PARTS
152	FUEL PUMP
153	FLANGE FOR AIR INTAKE
154	THROTTLE VALVE CONTROL UNIT
155	INJECTOR AND PARTS
156	FUEL TANK AND PARTS
157	FUEL GAUGE
158	SENDER FOR FUEL GAUGE
160	MISCELLANEOUS INTAKE PARTS
171	VACUUM PUMP
174	TURBO
175	INTERCOOLER
176	OIL PRESSURE PIPE
177	PARTS FOR TURBO/INTERCOOLER
179	RUBBER MOUNT FOR ENGINE
180	V-BELTS
181	RIBBED BELTS
182	TENSIONER FOR BELTS AND FAN CLUTCH
183	BELT PULLEY
185	OIL FILTER
186	AIR FILTER
187	FUEL FILTER
189	ENGINE GASKET SET - COMPLETE
190	CYLINDER HEAD GASKET SET
191	CYLINDER BLOCK GASKET
192	VALVE COVER GASKET
193	CYLINDER HEAD GASKET
194	OIL SUMP GASKET
195	OIL SEALS
196	ENGINE GASKETS (FOR WATER FLANGE/INTAKE/EXH./MAN.)
199	MISCELLANEOUS ENGINE PARTS

CAR BRAND / PRODUCT GROUP

EXHAUST SYSTEM

200	EXHAUST SYSTEM COMPLETE
201	MANIFOLD
202	FRONT PIPE
203	CATALYTIC CONVERTER
204	INTERMEDIATE PIPE
205	INTERMEDIATE EXHAUST
206	REAR EXHAUST
207	TAIL PIPE
208	SPORTS EXHAUST
209	CATALYTIC CONVERTER - UNIVERSAL
211	GASKET FOR EXHAUST
212	GASKET FOR CATALYTIC CONVERTER
213	GASKET SET FOR EXHAUST
214	EXHAUST CLAMP
215	CONNECTION PIPE
216	EXHAUST BRACKET
217	MOUNTING KIT FOR EXHAUST
231	HEAT EXCHANGER (AIR COOLED MODELS)
232	HEAT CONTROL BOX
233	J-TUBE
234	MOUNTING FOR HEAT EXCHANGER
235	HEATER HOSE
241	FLEX PIPE WITH INTERLOCK INNER LINER
242	FLEX PIPE WITH BRAIDED INNER LINER
243	FLEX PIPE WITHOUT INNER LINER
244	FLEX PIPE WITH WELDED ENDS
245	FLEX PIPE, OVAL, WITHOUT WELDED ENDS
246	FLEX PIPE - UNIVERSAL
247	CONVELUTED TUBE
248	SPECIAL APPLICATIONS
250	MISCELLANEOUS EXHAUST PARTS

HEATING AND AIR CONDITIONING

261	BLOWER FOR HEATER
262	RESISTOR FOR BLOWER
263	HEAT EXCHANGER (WATER COOLED MODELS)
264	HEATER VALVE
271	COMPRESSOR
272	CONDENSER
273	EVAPORATOR
274	DRIER
275	PRESSURE SWITCH FOR AIR CONDITION
280	MISCELLANEOUS HEATING PARTS
281	INTERIOR AIR FILTER

CLUTCH AND TRANSMISSION

301	CLUTCH PRESSURE PLATE
302	CLUTCH DISC
303	CLUTCH RELEASE BEARING
304	CLUTCH SET
305	SLAVE CYLINDER
306	MASTER CYLINDER
307	CLUTCH OPERATING LEVER AND SHAFT
310	MISCELLANEOUS CLUTCH PARTS
311	GEAR BOX COMPLETE
312	GEAR SHIFT HOUSING
313	SYNCHRO RING FOR GEAR BOX
314	BEARING FOR GEAR BOX
315	BUSHING FOR GEAR SHIFT
316	GEAR SHIFT LEVER AND ROD
317	REPAIR KIT FOR GEAR SHIFT
318	FILTER FOR GEAR BOX
319	HYDRAULIC FILTER FOR GEAR BOX
320	GASKET FOR GEAR BOX
321	OIL SEAL FOR GEAR BOX
322	GEAR SHIFT KNOB
323	BOOT FOR GEAR SHIFT KNOB
324	RUBBER MOUNT FOR GEAR BOX
330	MISCELLANEOUS TRANSMISSION PARTS

FRONT AXLE

400	FRONT AXLE/FRAME HEAD
401	TRACK CONTROL ARM/WISHBONE
402	RUBBER MOUNT, TRACK CONTROL ARM/WISHBONE
403	BALL JOINT
404	CONNECTING LINK
405	STABILIZER AND PARTS
406	GROMMET FOR STABILIZER
410	MISCELLANEOUS TRACK CONTROL ARM/WISHBONE PARTS
411	WHEEL BEARING HOUSING
412	WHEEL BEARING
413	WHEEL BEARING SET
414	WHEEL HUB
415	ROTOR FOR SPEED SENSOR, ABS
420	MISCELLANEOUS WHEEL BEARING PARTS
421	SHOCK ABSORBER
422	COIL SPRING/TORSION SPRING/LEAF SPRING
423	STRUT MOUNT
424	STRUT MOUNT WITH BEARING
425	SPRING SEAT
426	RUBBER STOP FOR SHOCK ABSORBER
427	BOOT FOR SHOCK ABSORBER
430	MISCELLANEOUS SUSPENSION PARTS
431	DRIVE SHAFT/DRIVE SHAFT, COMPLETE
432	CV JOINT, OUTER
433	CV JOINT KIT, OUTER
434	CV JOINT, INNER
435	CV JOINT KIT, INNER
436	AXLE BOOT, OUTER
437	AXLE BOOT, INNER
440	MISCELLANEOUS DRIVE SHAFT PARTS
442	STEERING GEAR
443	STEERING GEAR, POWER STEERING
444	TIE ROD
445	TIE ROD WITHOUT END (AXIAL JOINT)
446	TIE ROD END
447	PROTECTION BOOT/SLEEVE
448	RUBBER MOUNT FOR STEERING GEAR
449	JOINT SHAFT
450	STEERING DAMPER
451	POWER STEERING PUMP
452	OIL TANK FOR POWER STEERING
455	STEERING WHEEL
456	STEERING COLUMN AND PARTS
460	MISCELLANEOUS STEERING PARTS

CAR BRAND / PRODUCT GROUP

REAR AXLE

500	REAR AXLE BEAM
501	RUBBER MOUNT FOR REAR AXLE BEAM
502	TRACK CONTROL ARM/WISHBONE
503	RUBBER MOUNT, TRACK CONTROL ARM/WISHBONE
504	STABILIZER AND PARTS
505	CONNECTING LINK
510	MISCELLANEOUS REAR AXLE PARTS
511	WHEEL BEARING HOUSING
511	WHEEL BEARING HOUSING
512	WHEEL BEARING
513	WHEEL BEARING SET
514	WHEEL HUB/STUB AXLE
515	ROTOR FOR SPEED SENSOR, ABS
520	MISCELLANEOUS WHEEL BEARING PARTS
521	SHOCK ABSORBER
522	COIL SPRING/TORSION BAR/LEAF SPRING
523	STRUT MOUNT
524	STRUT MOUNT WITH BEARING
525	SPRING SEAT
526	RUBBER STOP FOR SHOCK ABSORBER
527	BOOT FOR SHOCK ABSORBER
530	MISCELLANEOUS SUSPENSION PARTS
531	DRIVE SHAFT, COMPLETE
532	CV JOINT, OUTER
533	CV JOINT KIT, OUTER
534	CV JOINT, INNER
535	CV JOINT KIT, INNER
536	AXLE BOOT, OUTER
537	AXLE BOOT, INNER
538	JOINT, PROPELLER SHAFT
539	DRIVE SHAFT BEARING AND MOUNTING
540	MISCELLANEOUS DRIVE SHAFT PARTS

WHEEL AND BRAKE

600	STEEL WHEEL
601	ALU WHEEL
602	WHEEL CAP
603	WHEEL COVER
604	WHEEL BOLTS/NUTS
610	MISCELLANEOUS WHEEL PARTS
611	MASTER BRAKE CYLINDER
612	BRAKE FLUID TANK AND CAP
613	WHEEL CYLINDER
614	BRAKE PRESSURE REGULATOR
615	BRAKE LINE
616	BRAKE HOSE FRONT
617	BRAKE HOSE REAR
618	BRAKE BOOSTER
619	BRAKE CALIPER FRONT
620	BRAKE CALIPER REAR
630	MISCELLANEOUS HYDRAULIC BRAKE PARTS
631	BRAKE DISC FRONT
632	BRAKE DISC REAR
633	BRAKE DISC CONVERSION KIT
634	BRAKE DRUM FRONT
635	BRAKE DRUM REAR
636	BRAKE PADS FRONT
637	BRAKE PADS REAR
638	BRAKE SHOES FRONT
639	BRAKE SHOES REAR
640	MOUNTING KIT FOR BRAKE
642	DUST PLATE FRONT
643	DUST PLATE REAR
650	MISCELLANEOUS MECHANICAL BRAKE PARTS

CABLES, HANDBRAKE AND PEDAL

701	ACCELERATOR CABLE
702	CLUTCH CABLE
703	HANDBRAKE CABLE
704	CHOKE CABLE
705	HEATER CABLE
706	SPEEDOMETER CABLE
707	HOOD CABLE
708	FUEL FLAP RELEASE CABLE
709	GEAR SHIFT SELECTOR CABLE
710	BOWDEN CABLE
711	BACK REST CABLE
720	MISCELLANEOUS CABLE PARTS
721	PEDAL
722	PEDAL PAD
725	HAND BRAKE LEVER
726	HAND BRAKE LEVER HANDLE/BOOT
730	MISCELLANEOUS PEDAL / HAND BRAKE PARTS

BODY

801	BONNET
802	TAILGATE
803	WING, FRONT
804	WING, REAR
805	FRONT PANEL
806	REAR PANEL
807	DOOR, FRONT
808	DOOR, REAR
809	DOOR PLATE
810	LOWER PANEL, OUTER
811	FUEL FLAP
812	GAS SPRING FOR HOOD
813	SOUND Baffle AND LINING
814	CONVERTIBLE HOOD AND PARTS
815	RUNNING BOARD AND PARTS
816	INSCRIPTION/EMBLEM
817	JACK SUPPORT PANEL
818	HEATING CHANNEL
819	PILLAR AND PARTS
820	MISCELLANEOUS OUTER BODY PARTS
821	INNER FRONT PANEL
822	INNER REAR PANEL
823	INNER WHEEL HOUSE, FRONT
824	INNER WHEEL HOUSE, REAR
825	LOWER PANEL, INNER
826	ENGINE TIN
827	BATTERY BOX/TRAY
831	FLOOR PLATE
840	MISCELLANEOUS INNER BODY PARTS
841	FRONT BUMPER
842	REAR BUMPER
843	FRONT BUMPER CORNER AND MOULDING
844	REAR BUMPER CORNER AND MOULDING
845	GRILLE

LIST OF CONTENT

EXHAUST.....

- SPORTS EXHAUST
- STANDARD EXHAUST
- MOUNTING PARTS
- UNIVERSAL
- MISCELLANEOUS

BODY PARTS.....

- BONNET
- TAILGATE
- BODY PANEL
- BODY PARTS
- BUMPER
- DOOR

BRAKES.....

- BRAKE DISC
- BRAKE DRUM
- BRAKE CALIBER
- BRAKE PADS & ACCESSORIES
- BRAKE SHOES & ACCESSORIES
- BRAKE LINES & HOSES
- BRAKE CYLINDERS & PRESSURE REGULATION
- HANDBRAKE & PARKING BRAKE
- BRAKE BOOSTER
- SPLASH PANEL
- CABLES
- VACUUM PUMP
- WHEEL SPEED SENSOR
- ACCESSORY KITS
- MISCELLANEOUS

CABLES.....

- ACCELERATOR CABLE
- CLUTCH CABLE
- HANDBRAKE CABLE
- SPEEDOMETER CABLE
- HEATER CABLE
- MISCELLANEOUS

COOLING/HEATING.....

- RADIATOR
- EXPANSION TANK
- HEATING
- AIRCONDITION
- MISCELLANEOUS

ELECTRIC.....

- WIPER MOTOR
- WIPER SYSTEM/ACCESSORIES
- BULB
- SWITCH
- LAMP
- RADIO
- HARNESS
- CONTROL UNIT/RELAY/FUSE
- GAUGE
- COOLING
- ELECTRIC PARTS
- BATTERY
- WASHER FLUID PUMP
- WIPER ARM
- WIPER BLADE
- WINDOWS WASHER RESERVOIR
- WIPER LINKAGE
- ALTERNATOR
- STARTER
- IGNITION
- MISCELLANEOUS

ENGINE.....

- TURBOCHARGER
- FUEL & ENGINE MANAGEMENT
- CYLINDER HEAD
- ENGINE MOUNT
- CRANKCASE
- IGNITION/PREHEAT
- CARBURETTOR
- ENGINE GASKET
- ENGINE SENSOR
- ALTERNATOR
- STARTER
- ENGINE LUBRICATION
- ENGINE COOLING
- ENGINE TIMING
- BELT DRIVE
- MISCELLANEOUS

LIST OF CONTENT

EXTERIOR/RUBBER SEALS.....

- RUNNING BOARD
- TRIM
- RUBBER SEAL
- WINDOW
- HANDLE & LOCK
- MIRROR
- WIPER
- ROOF RACK
- BONNET
- TAILGATE
- BODY PANEL
- BODY PARTS
- BUMPER
- GAS SPRING
- SPOILER
- GRILLE
- DOOR
- FUEL TANK
- EMBLEM & STICKER
- TOW BAR
- MISCELLANEOUS

FILTER.....

- AIR FILTER
- FUEL FILTER
- OIL FILTER
- INTERIOR FILTER
- HYDRAULIC FILTER
- MISCELLANEOUS

INTERIOR.....

- FLOOR MAT
- WINDOW LIFT & WINDER
- DOOR PANEL
- SUN VISOR
- RUNNING BOARD
- TRIM
- RUBBER SEAL
- WINDOW
- HANDLE & LOCK
- MIRROR
- WIPER
- DOOR HANDLE
- SEATS
- LOCKS
- REAR VIEW MIRROR
- INTERIOR TRIM
- STORAGE
- PEDAL
- MISCELLANEOUS

STEERING & SUSPENSION.....

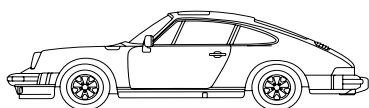
- WHEEL
- DAMPING
- STEERING GEAR
- DUST COVER KIT, DAMPING
- STEERING WHEEL
- WHEEL BEARING
- BALL JOINT & CONTROL ARM
- STABILIZER & TORSION
- TIE ROD & ENDS
- FRAME HEAD
- DRIVE SHAFT
- AXLE
- MISCELLANEOUS

TRANSMISSION.....

- CLUTCH
- DRIVETRAIN
- DRIVE SHAFT
- GASKET
- MOUNTING
- OIL COOLER
- GEAR LEVER & PARTS
- MISCELLANEOUS

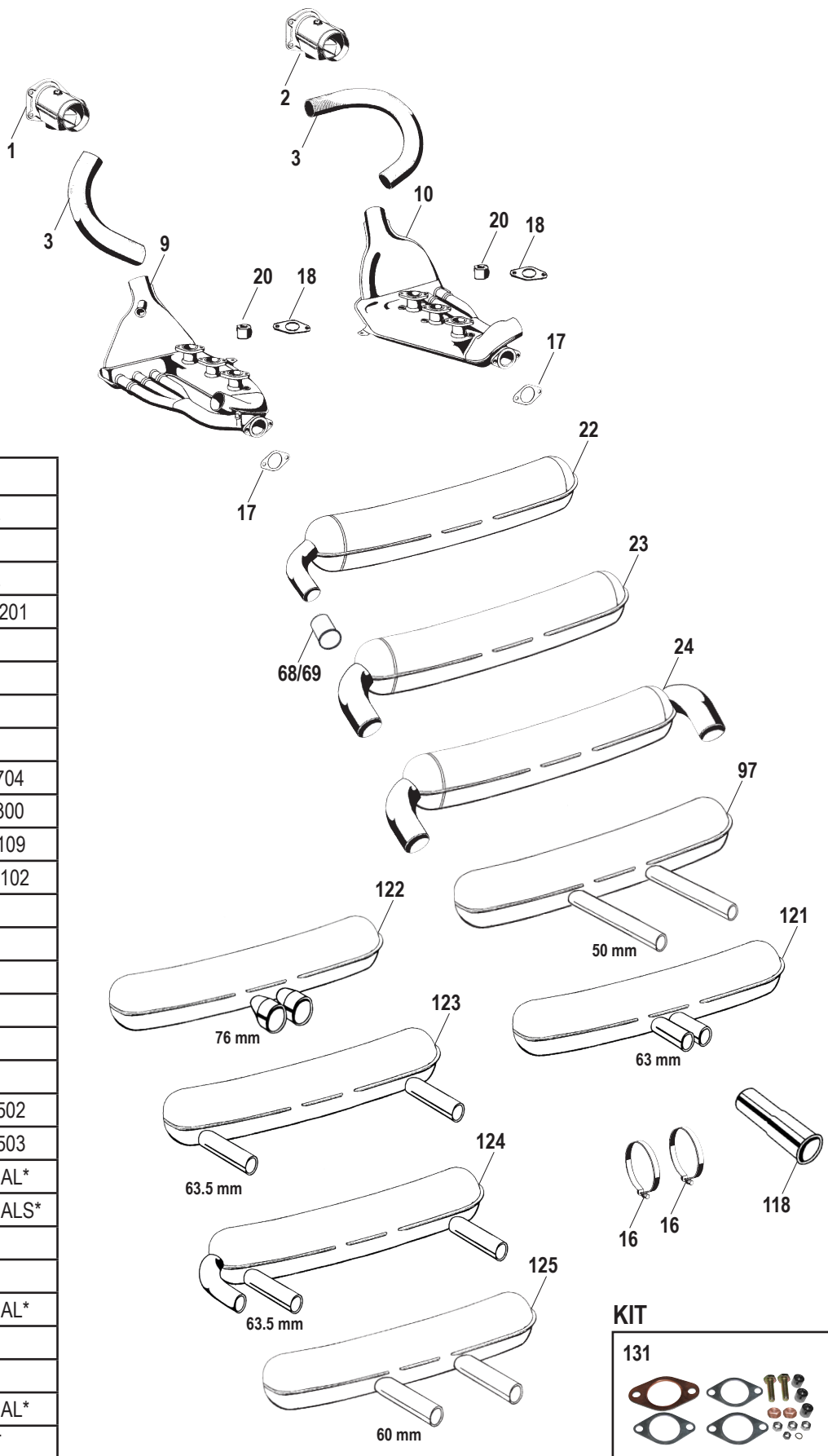
REFERENCE LIST.....

EXHAUST

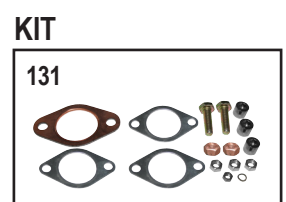


EXHAUST

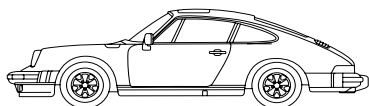
911/911 S/911 Carrera, 2.7 Eng., 8/73-7/75



1	1623200270	90.001
1	1623200970	90.001OE
2	1623200280	90.002
2	1623200980	90.002OE
3	1628000100	93021162201
9	1623102370	91.011
9	1623102470	91.011S
10	1623102380	91.012
10	1623102480	91.012S
16	1621400801	90111115704
17	1621100700	90111119300
18	1621100800	93011119109
20	1623400100	99908500102
22	1620607900	92.211
22	1620608400	92.211S
22	1620609100	92.211OE
23	1620603500	92.511S
23	1620605400	92.511
24	1620604100	92.511SD
68	1620700400	90111124502
69	1620700500	90111124503
97	1620605800	92.510DUAL*
97	1620605700	92.510DUALS*
118	1620704800	92.900S
121	1620612200	91.410*
122	1620610000	92.520DUAL*
123	1620801700	92.212A*
124	1620612100	92.212B*
125	1620610700	92.515DUAL*
131	1621701410	91.011KIT

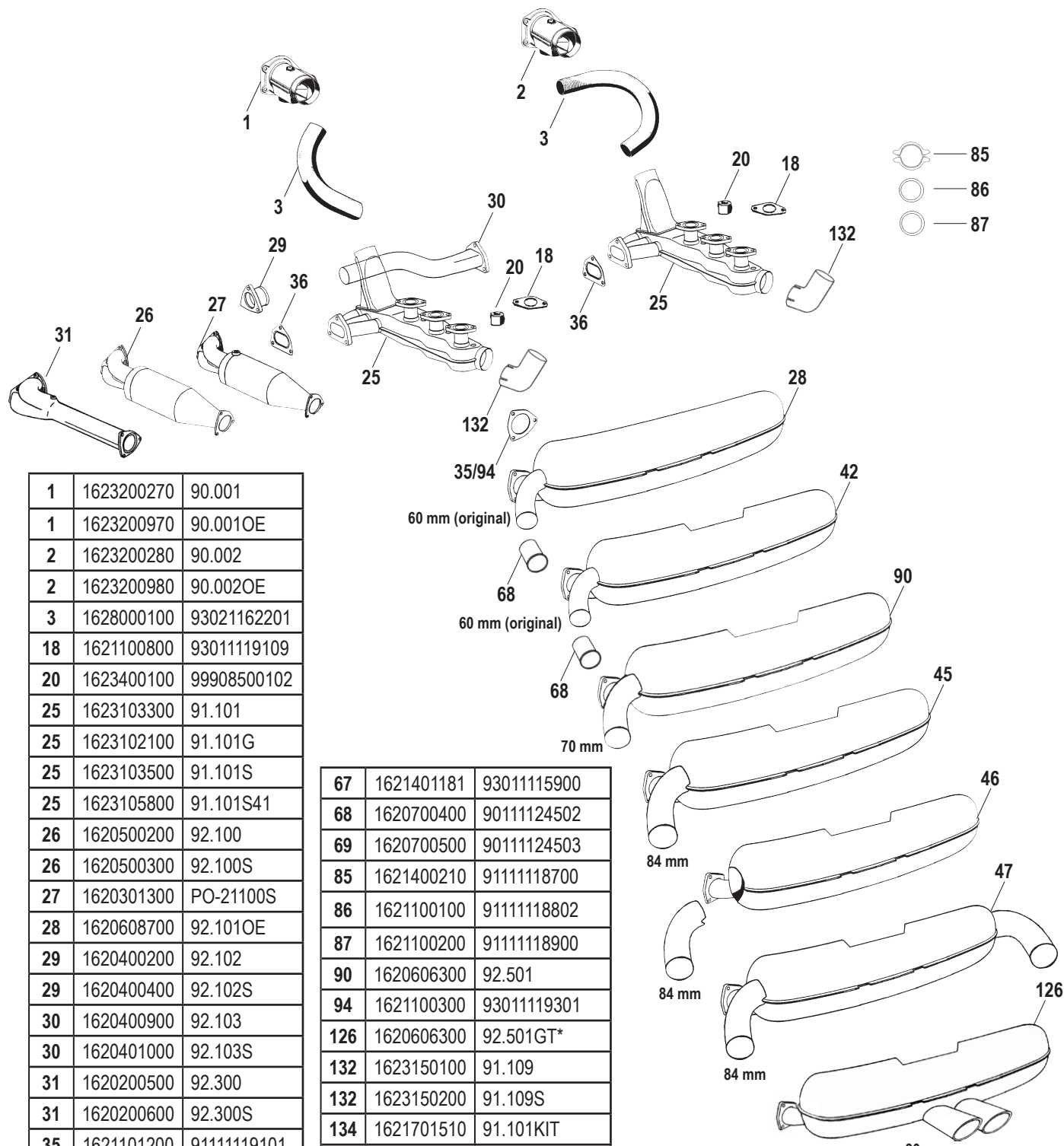


*Use 591096-GT for correct fit



EXHAUST

911 SC/911 Carrera/930, 2.7-3.0 Eng., 8/75-7/83 (not turbo)


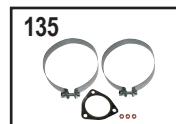
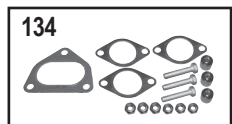


- 85
- 86
- 87

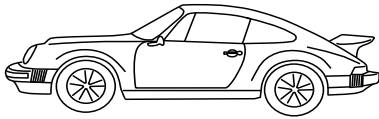
1	1623200270	90.001
1	1623200970	90.001OE
2	1623200280	90.002
2	1623200980	90.002OE
3	1628000100	93021162201
18	1621100800	93011119109
20	1623400100	99908500102
25	1623103300	91.101
25	1623102100	91.101G
25	1623103500	91.101S
25	1623105800	91.101S41
26	1620500200	92.100
26	1620500300	92.100S
27	1620301300	PO-21100S
28	1620608700	92.101OE
29	1620400200	92.102
29	1620400400	92.102S
30	1620400900	92.103
30	1620401000	92.103S
31	1620200500	92.300
31	1620200600	92.300S
35	1621101200	91111119101
36	1621101000	93011119203
42	1620609400	92.201
42	1620609600	92.201S
45	1620606400	92.502S
46	1620606500	92.502SL
47	1620604400	92.502SD

67	1621401181	93011115900
68	1620700400	90111124502
69	1620700500	90111124503
85	1621400210	91111118700
86	1621100100	91111118802
87	1621100200	91111118900
90	1620606300	92.501
94	1621100300	93011119301
126	1620606300	92.501GT*
132	1623150100	91.109
132	1623150200	91.109S
134	1621701510	91.101KIT
135	1621700210	92.201KIT
136	1621701910	92.210KIT

KITS

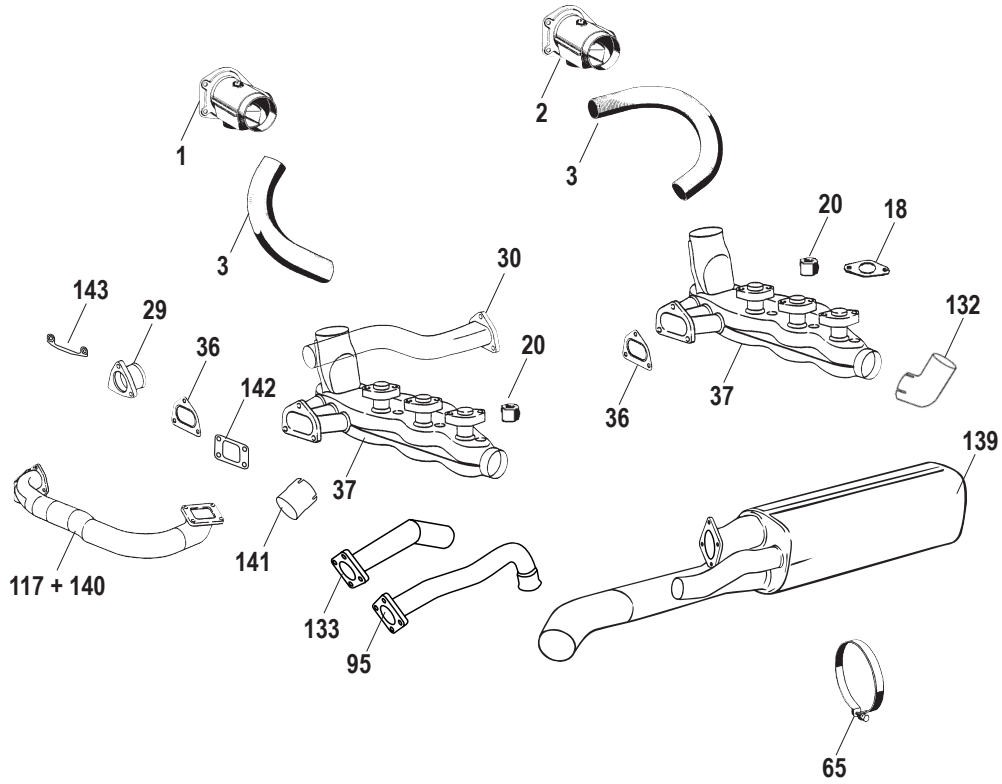


*Use 591096-GT for correct fit



EXHAUST

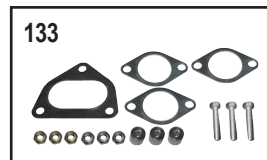
911 SC/Turbo (930 Turbo), 3.0 Eng., 01/75-12/77

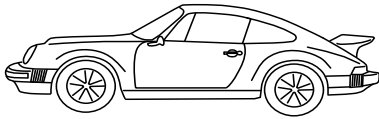


1	1623200270	90.001
1	1623200970	90.001OE
2	1623200280	90.002
2	1623200980	90.002OE
3	1628000100	93021162201
18	1621100800	93011119109
20	1623400100	99908500102
29	1620400200	92.102
29	1620400400	92.102S
30	1620400900	92.103
30	1620401000	92.103S
36	1621101000	93011119203
37	1623103600	91.103
37	1623103800	91.103S
37	1623105900	91.103S41
65	1621401000	93011115500
95	1620650400	92.204S-1

117	1620200700	92.205S
132	1623150100	91.109
132	1623150200	91.109S
133	1621701610	91.103KIT
139	1620608800	92.202S
140	1620200800	92.205SS
141	1623250200	90.009
142	1621101300	93012319201
143	1621600100	93012311402

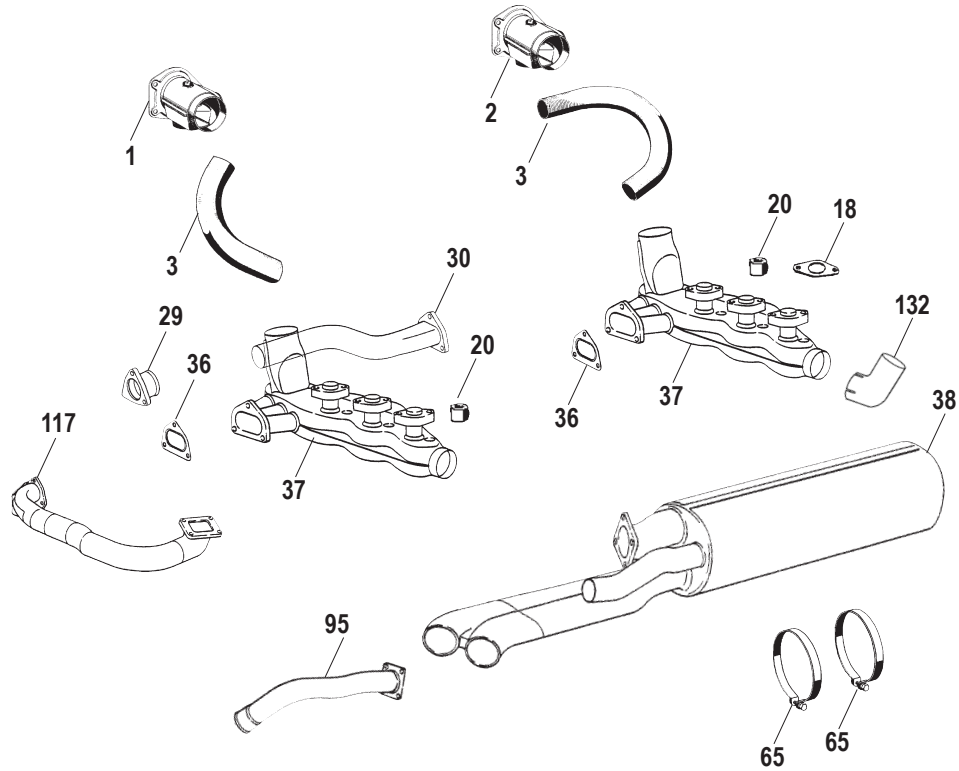
KITS





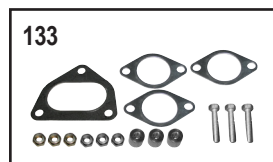
EXHAUST

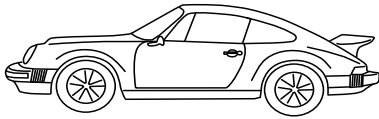
911 SC/Turbo (930 Turbo), 3.3 Eng., 8/78-7/83



1	1623200270	90.001
1	1623200970	90.001OE
2	1623200280	90.002
2	1623200980	90.002OE
3	1628000100	93021162201
20	1623400100	99908500102
29	1620400200	92.102
29	1620400400	92.102S
30	1620400900	92.103
30	1620401000	92.103S
36	1621101000	93011119203
37	1623103600	91.103
37	1623103800	91.103S
37	1623105900	91.103S41
38	1620608200	92.204S
65	1621401000	93011115500
95	1620650400	92.204S-1
117	1620200700	92.205S
132	1623150100	91.109
132	1623150200	91.109S
133	1621701610	91.103KIT

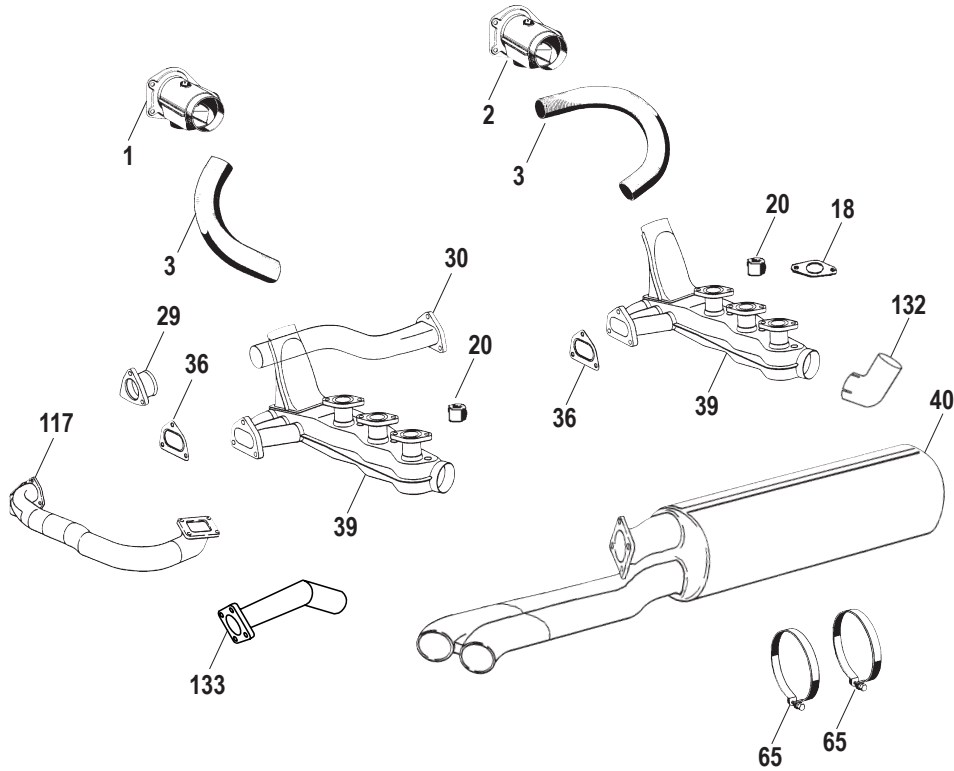
KITS







EXHAUST

911 SC/Turbo (930 Turbo), 3.3 Eng., 8/83-7/89



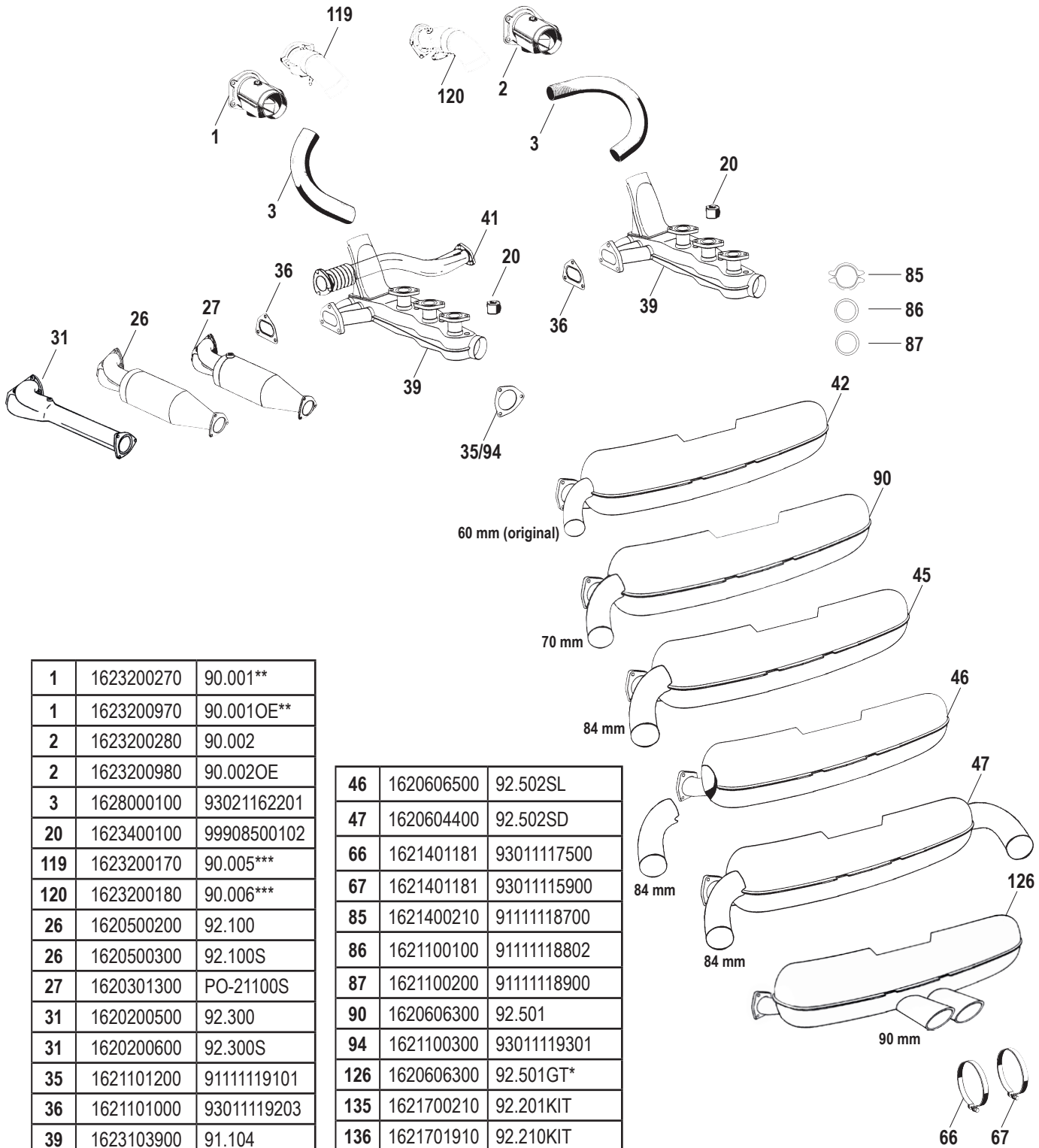
1	1623200270	90.001
1	1623200970	90.001OE
2	1623200280	90.002
2	1623200980	90.002OE
3	1628000100	93021162201
20	1623400100	99908500102
29	1620400200	92.102
29	1620400400	92.102S
30	1620400900	92.103
30	1620401000	92.103S
36	1621101000	93011119203
39	1623103900	91.104
39	1623104000	91.104S
40	1620608900	92.203S
65	1621401000	93011115500
117	1620200700	92.205S
132	1623150200	91.109S
133	1620650100	92.209S
138	1621701710	91.104KIT





EXHAUST



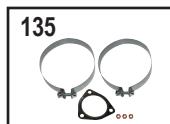
911 Carrera, 3.2 Eng., 8/83-7/89



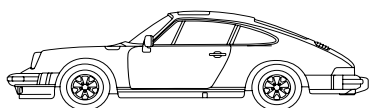
1	1623200270	90.001**
1	1623200970	90.001OE**
2	1623200280	90.002
2	1623200980	90.002OE
3	1628000100	93021162201
20	1623400100	99908500102
119	1623200170	90.005***
120	1623200180	90.006***
26	1620500200	92.100
26	1620500300	92.100S
27	1620301300	PO-21100S
31	1620200500	92.300
31	1620200600	92.300S
35	1621101200	91111119101
36	1621101000	93011119203
39	1623103900	91.104
39	1623104000	91.104S
41	1620400800	92.104S
42	1620609400	92.201
42	1620609600	92.201S
42	1620607400	92.201OE
45	1620606400	92.502S

46	1620606500	92.502SL
47	1620604400	92.502SD
66	1621401181	93011117500
67	1621401181	93011115900
85	1621400210	91111118700
86	1621100100	91111118802
87	1621100200	91111118900
90	1620606300	92.501
94	1621100300	93011119301
126	1620606300	92.501GT*
135	1621700210	92.201KIT
136	1621701910	92.210KIT
138	1621701710	91.104KIT

KITS

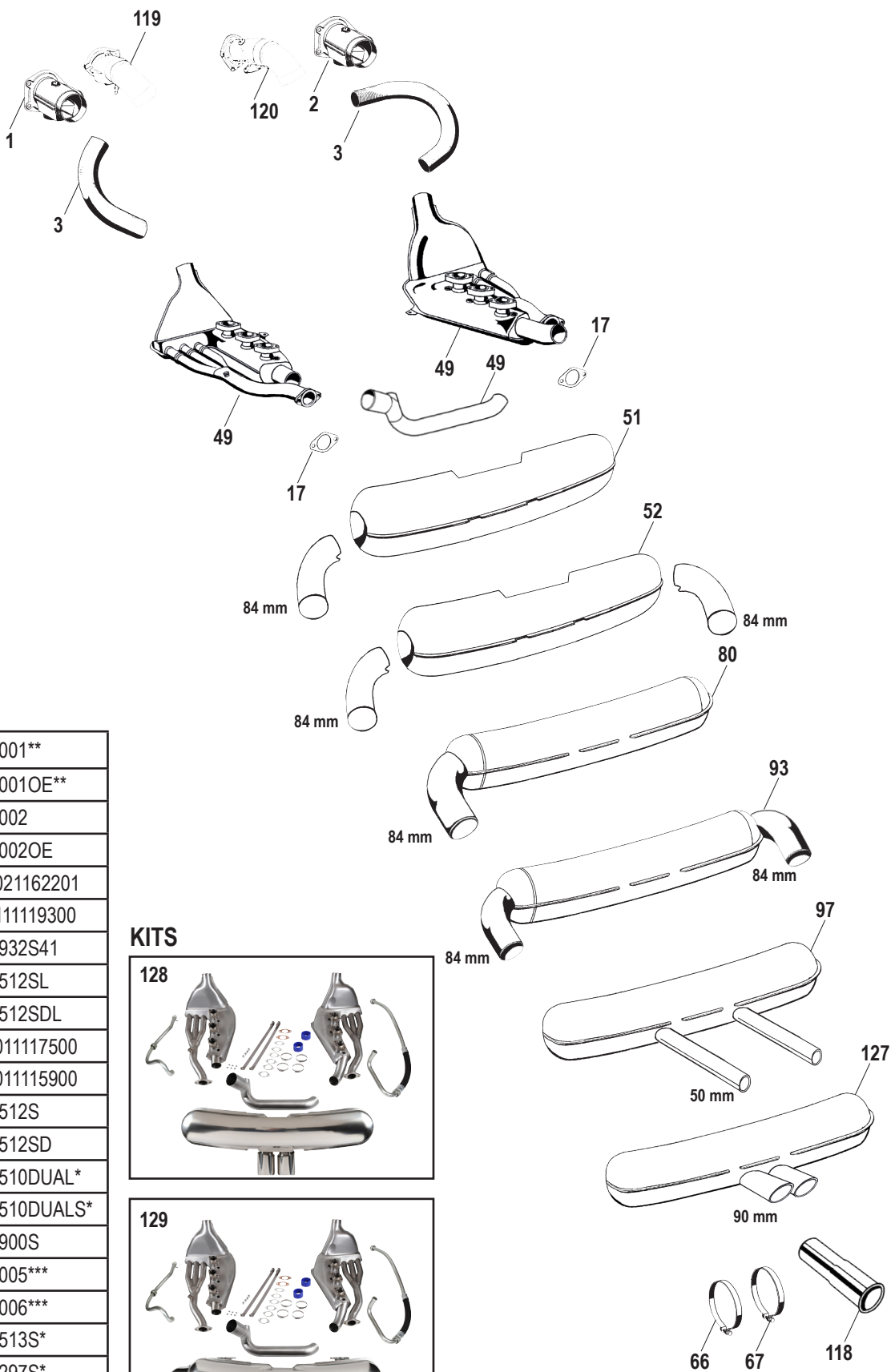


*Use 591096-GT for correct fit **Without automatic heating ***With automatic heating (86-89)



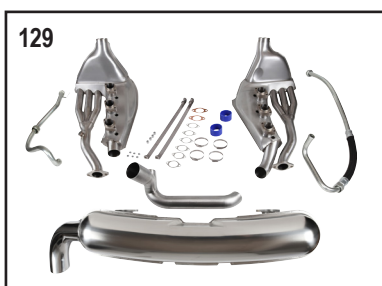
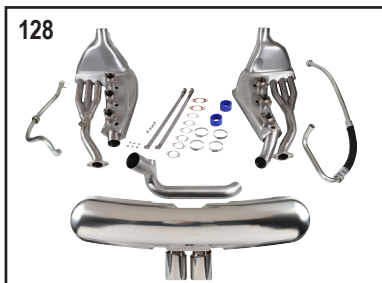
EXHAUST

911 Carrera, 3.2 Eng., 8/83-7/89, SPORT - FREE FLOW


















1	1623200270	90.001**
1	1623200970	90.001OE**
2	1623200280	90.002
2	1623200980	90.002OE
3	1628000100	93021162201
17	1621100700	90111119300
49	1623107210	91.932S41
51	1620603700	92.512SL
52	1620604300	92.512SDL
66	1621401181	93011117500
67	1621401181	93011115900
80	1620604900	92.512S
93	1620605000	92.512SD
97	1620605800	92.510DUAL*
97	1620605700	92.510DUALS*
118	1620704800	92.900S
119	1623200170	90.005***
120	1623200180	90.006***
127	1620614200	92.513S*
128	1620802410	92.297S*
129	1620802210	92.299S

KITS





















*Use 591096-GT for correct fit **Without automatic heating ***With automatic heating (86-89)









Description	Item no.	Application	Engine	Year	Criteria / Information
 <p>Exhaust conversion set, free-flow, with two loose Ø84 mm tail pipes. Including heat exchangers and oil pipes</p>	<p>1620000110 For reference: 92.289SD</p> <p>Dansk MOTORSPORT</p>	Porsche 911	2.7-3.0	08/73-07/83	Exhaust System: with twin tailpipe Heating/Cooling: with heating Specification: Tail pipes Ø84 mm Material: Stainless Steel
 <p>Exhaust conversion set, free-flow, with one Ø84 mm tail pipe (built-in modification needed). Including heat exchangers and oil pipes</p>	<p>1620000310 For reference: 92.289S</p> <p>Dansk MOTORSPORT</p>	Porsche 911	2.7-3.0	08/73-07/83	Exhaust System: Single tailpipe Heating/Cooling: with heating Specification: Tail pipe Ø84 mm Material: Stainless Steel
 <p>Exhaust conversion set, free-flow, with one Ø84 mm tail pipe. IMPORTANT: Major modification needed on engine tin ware when installing on 3,2 l engines.</p>	<p>1620000510 For reference: 92.290S</p> <p>Dansk MOTORSPORT</p>	Porsche 911	3.2	08/83-07/89	Exhaust System: Single tailpipe Heating/Cooling: with heating Specification: Tail pipe Ø84 mm Material: Stainless Steel
 <p>Exhaust conversion set, free-flow, with one Ø60 mm tail pipe. Made of stainless steel. Including heat exchangers and oil pipes</p>	<p>1620000810 For reference: 92.289SSI</p> <p></p>	Porsche 911	2.7-3.0	08/73-07/83	Heating/Cooling: with heating Exhaust System: Single tailpipe Specification: Tail pipe Ø60 mm Material: Stainless Steel









Description	Item no.	Application	Engine	Year	Criteria / Information
 <p>Exhaust set, with two Ø84 mm tail pipes. Made of polished stainless steel. Including heat exchangers</p>	1620000910 For reference: 92.287SD 	Porsche 911	2.7-3.0	08/73-07/83	Heating/Cooling: with heating Exhaust System: with twin tailpipe Specification: Tail pipes Ø84 mm Material: Stainless Steel Surface: Polished
 <p>Exhaust set, with two Ø84 mm tail pipes. Made of polished stainless steel. Including heat exchangers</p>	1620001010 For reference: 92.288SD 	Porsche 911	3.2	08/83-07/89	Heating/Cooling: with heating Exhaust System: with twin tailpipe Specification: Tail pipes Ø84 mm Material: Stainless Steel Surface: Polished
 <p>Racing tube set replacing the heat exchangers (no heating function), with connecting tubes. Made of stainless steel</p>	1620101010 For reference: 91.022S 	Porsche 911	2.0-2.7	10/64-01/79	Heating/Cooling: without heating Specification: Racing tubes Quantity Unit: Set Material: Stainless Steel
 <p>Pre-silencer without baffling, Sport. Made of steel with grey paint</p>	1620200500 For reference: 92.300 93011118300 93011118303 	Porsche 911 (not Turbo)	2.7-3.2	08/75-07/89	Specification: Without baffling Material: Steel Surface: Painted Colour: grey
 <p>Pre-silencer without baffling, Sport. Made of polished stainless steel</p>	1620200600 For reference: 92.300S 93011118300 93011118303 	Porsche 911 (not Turbo)	2.7-3.2	08/75-07/89	Specification: Without baffling Material: Stainless Steel Surface: Polished









Description	Item no.	Application	Engine	Year	Criteria / Information
 <p>Turbo bypass pipe. Made of stainless steel with grey paint</p>	1620200700 <i>For reference:</i> 92.205S 93011100302 93011100304 93011100305 Dansk ORIGINAL	Porsche 911 Turbo Porsche 964 Turbo	3.0-3.3 3.3-3.6	01/75-07/89 08/90-09/93	Fitting Position: Centre Exhaust System: for rear muffler Material: Stainless Steel Surface: Painted Colour: grey
 <p>Turbo bypass pipe. Made of glass bead blasted stainless steel</p>	1620200800 <i>For reference:</i> 92.205SS 93011100302 93011100304 93011100305 Dansk ORIGINAL	Porsche 911 Turbo Porsche 964 Turbo	3.0-3.3 3.3-3.6	01/75-07/89 08/90-09/93	Fitting Position: Centre Material: Stainless Steel Surface: Blasted Exhaust System: for rear muffler
 <p>Catalytic converter, Sport, 100 cells. Made of polished stainless steel</p>	1620301300 <i>For reference:</i> PO-92100S 93011323025 Dansk ORIGINAL	Porsche 911	2.7-3.2	08/75-07/89	Number of pockets: 100 Material: Stainless Steel Surface: Polished
 <p>Connecting pipe set from racing heat exchanger to standard exhaust. Made of stainless steel</p>	1620400110 <i>For reference:</i> 91.021S Dansk MOTORSPORT	Porsche 911	2.0-2.7	10/64-07/75	Fitting Position: Left Rear Fitting Position: Right Rear Exhaust System: for rear muffler Quantity Unit: Set Material: Stainless Steel
 <p>Connector flange for cross over pipe. Made of steel with grey paint</p>	1620400200 <i>For reference:</i> 92.102 93011115701 Dansk ORIGINAL	Porsche 911 SC Turbo Porsche 911 SC/911 Carrera	3.3 2.7-3.0	09/77-07/89 08/75-07/83	Trim Level: Connecting piece Exhaust System: for front muffler Fitting Position: Centre Surface: Painted Colour: grey









Description	Item no.	Application	Engine	Year	Criteria / Information
 <p>Connector flange for cross over pipe. Made of polished stainless steel</p>	1620400400 <i>For reference:</i> 92.102S 93011115701 Dansk ORIGINAL 	Porsche 911 SC Turbo Porsche 911 SC/911 Carrera	3.3 2.7-3.0	09/77-07/89 08/75-07/83	Trim Level: Connecting piece Exhaust System: for front muffler Fitting Position: Centre Material: Stainless Steel Surface: Blank
 <p>Exhaust cross over pipe. Made of polished stainless steel</p>	1620400800 <i>For reference:</i> 92.104S 93011116905 93011116907 Dansk ORIGINAL 	Porsche 911 Carrera	3.2	08/83-07/89	Specification: Cross over pipe Fitting Position: Centre Exhaust System: for front muffler Material: Stainless Steel Surface: Polished
 <p>Exhaust cross over pipe. Made of steel with grey paint</p>	1620400900 <i>For reference:</i> 92.103 93011116302 Dansk ORIGINAL 	Porsche 911 Porsche 911 Turbo Porsche 911 Turbo	2.7-3.0 3.0 3.3	08/75-10/83 01/75-12/77 09/77-07/89	Specification: Cross over pipe Fitting Position: Centre Exhaust System: for front muffler Surface: Painted Colour: grey
 <p>Exhaust cross over pipe. Made of polished stainless steel</p>	1620401000 <i>For reference:</i> 92.103S 93011116302 Dansk ORIGINAL 	Porsche 911 Porsche 911 Turbo Porsche 911 Turbo	2.7-3.0 3.0 3.3	08/75-10/83 01/75-12/77 09/77-07/89	Specification: Cross over pipe Fitting Position: Centre Exhaust System: for front muffler Material: Stainless Steel Surface: Polished
 <p>Racing tube set from racing heat exchanger (91.019S/91.020S) without heating function to exhaust, 2 pieces. Made of steel with heat resistant grey paint</p>	1620401110 <i>For reference:</i> 92.213 Dansk MOTORSPORT 	Porsche 911 S (mech. injection) Porsche 911 S (mech. injection) Porsche 911 T/E/S (not mech. injection) Porsche 911/911 S/911 Carrera	2.4 2.7 2.0-2.4 2.7	08/71-07/73 08/73-07/75 10/64-07/73 08/73-07/75	Specification: Racing tubes Fitting Position: Centre Exhaust System: for rear muffler Quantity Unit: Set Surface: Painted Colour: grey

Description	Item no.	Application	Engine	Year	Criteria / Information
 <p>Pre-silencer. Made of steel with grey paint. With TÜV/EEC approval</p>	1620500200 <i>For reference:</i> 92.100 93011118301 93011118303 	Porsche 911 Carrera Porsche 911 SC/911 Carrera	3.2 2.7-3.0	08/83-07/89 08/75-07/83	Material: Steel Surface: Painted Colour: grey Registration Type: TÜV®/GS approved
 <p>Pre-silencer. Made of polished stainless steel. With TÜV/EEC approval</p>	1620500300 <i>For reference:</i> 92.100S 93011118301 93011118303 	Porsche 911 Carrera Porsche 911 SC/911 Carrera	3.2 2.7-3.0	08/83-07/89 08/75-07/83	Material: Stainless Steel Surface: Polished Registration Type: TÜV®/GS approved
 <p>Exhaust rear, Sport, with one Ø70 mm tail pipe. Made of polished stainless steel. With TÜV/EEC approval</p>	1620603500 <i>For reference:</i> 92.511S 911111102501 	Porsche 911/911 S/911 Carrera	2.7	08/73-07/75	Exhaust System: Single tailpipe Specification: Tail pipe Ø70 mm Material: Stainless Steel Surface: Polished Registration Type: TÜV®/GS approved
 <p>Exhaust rear, Sport, with one Ø84 mm tail pipe. Made of polished stainless steel. With TÜV/EEC approval</p>	1620603700 <i>For reference:</i> 92.512SL 93011104300 	Porsche 911 Carrera SPORT	3.2	08/83-07/89	Exhaust System: Single tailpipe Specification: Loose tail pipe Specification: Tail pipe Ø84 mm Material: Stainless Steel Surface: Polished Registration Type: TÜV®/GS approved
 <p>Exhaust rear, Sport, with two Ø70 mm tail pipes. Made of polished stainless steel. With TÜV/EEC approval</p>	1620604100 <i>For reference:</i> 92.511SD 911111102501 	Porsche 911/911 S/911 Carrera	2.7	08/73-07/75	Exhaust System: Twin Tailpipe Specification: Tail pipes Ø70 mm Material: Stainless Steel Surface: Polished Registration Type: TÜV®/GS approved

Description	Item no.	Application	Engine	Year	Criteria / Information
 <p>Exhaust rear, Sport, with two Ø84 mm loose tail pipes. Made of polished stainless steel</p>	1620604300 <i>For reference:</i> 92.512SDL 93011104300 	Porsche 911 Carrera SPORT	3.2	08/83-07/89	Exhaust System: with twin tailpipe Specification: Loose tail pipes Specification: Tail pipes Ø84 mm Material: Stainless Steel Surface: Polished
 <p>Exhaust rear, Sport, with two Ø84 mm tail pipes. Made of polished stainless steel. With TÜV/EEC approval</p>	1620604400 <i>For reference:</i> 92.502SD 93011102200 93011104300 	Porsche 911 Carrera Porsche 911 SC/911 Carrera	3.2 2.7-3.0	08/83-07/89 08/75-07/83	Exhaust System: with twin tailpipe Specification: Tail pipes Ø84 mm Material: Stainless Steel Surface: Polished Registration Type: TÜV®/GS approved
 <p>Exhaust rear, Sport, with one Ø84 mm tail pipe. Heat exchanger conversion is necessary. Made of polished stainless steel</p>	1620604900 <i>For reference:</i> 92.512S 93011104300 	Porsche 911 Carrera Sport	3.2	08/83-07/89	Exhaust System: Single tailpipe Specification: Tail pipe Ø84 mm Material: Stainless Steel Surface: Polished
 <p>Exhaust rear, Sport, with two Ø84 mm tail pipes. Heat exchanger conversion is necessary. Made of polished stainless steel</p>	1620605000 <i>For reference:</i> 92.512SD 93011104300 	Porsche 911 Carrera Sport	3.2	08/83-07/89	Exhaust System: with twin tailpipe Specification: Tail pipes Ø84 mm Material: Stainless Steel Surface: Polished









Description	Item no.	Application	Engine	Year	Criteria / Information
 <p>Exhaust rear, Sport, with one Ø70 mm tail pipe. Made of steel with grey heat resistant paint, tail pipe of polished stainless steel. With TÜV/EEC approval</p>	1620605400 For reference: 92.511 	Porsche 911/911 S/911 Carrera	2.7	08/73-07/75	Exhaust System: Single tailpipe Specification: Tail pipe Ø70 mm Material: Steel Material: Stainless Steel Surface: Painted Registration Type: TÜV®/GS approved
 <p>Exhaust rear, Sport, with two Ø50 mm tail pipes. Made of steel with grey heat resistant paint</p>	1620605800 For reference: 92.510DUAL 	Porsche 911	2.0-2.7	10/64-07/75	Exhaust System: with twin tailpipe Specification: Tail pipes L 230 mm Specification: Tail pipes Ø50 mm Material: Steel Surface: Painted Colour: grey
 <p>Exhaust rear, Sport, with one Ø70 mm polished stainless steel tail pipe. Made of steel with grey heat resistant paint. With TÜV/EEC approval for 2.7 L and 3.0 L engine</p>	1620606300 For reference: 92.501 	Porsche 911 Carrera Porsche 911 SC/911 Carrera	3.2 2.7-3.0	08/83-07/89 08/75-07/83	Exhaust System: Single tailpipe Specification: Tail pipe Ø70 mm Material: Steel Material: Stainless Steel Surface: Painted Surface: Polished Colour: grey
 <p>Exhaust rear, Sport, with one Ø84 mm tail pipe. Made of polished stainless steel. With TÜV/EEC approval</p>	1620606400 For reference: 92.502S 93011102200 93011104300 	Porsche 911 Carrera Porsche 911 SC/911 Carrera	3.2 2.7-3.0	08/83-07/89 08/75-07/83	Exhaust System: Single tailpipe Specification: Tail pipe Ø84 mm Material: Stainless Steel Surface: Polished Registration Type: TÜV®/GS approved

Description	Item no.	Application	Engine	Year	Criteria / Information
 <p>Exhaust rear, Sport, with one Ø84 mm loose tail pipe. Made of polished stainless steel. With TÜV/EEC approval</p>	1620606500 <i>For reference:</i> 92.502SL 93011102200SL 93011104300SL 	Porsche 911 Carrera Porsche 911SC/911 Carrera	3.2 2.7-3.0	08/83-07/89 08/75-07/83	Exhaust System: Single tailpipe Specification: Loose tail pipe Specification: Tail pipe Ø84 mm Material: Stainless Steel Surface: Polished Registration Type: TÜV®/GS approved
 <p>Exhaust rear, Racing, with two Ø70 mm tail pipes. Made of steel with grey heat resistant paint. Not approved for street use. 92.213 needed for fitting the exhaust on 91.019S and 91.020S</p>	1620607000 <i>For reference:</i> 92.212 	Porsche 911 S (mech. injection) Porsche 911 S (mech. injection) Porsche 911 T/E/S (not mech. injection) Porsche 911/911 S/911 Carrera	2.4 2.7 2.0-2.4 2.7	08/71-07/73 08/73-07/75 10/64-07/73 08/73-07/75	Exhaust System: with twin tailpipe Specification: Racing Specification: Tail pipes Ø70 mm Material: Steel Surface: Aluminium zinc coated Surface: Painted Colour: grey Registration Type: without TÜV® certificate Additionally required articles (article numbers): 1620401110
 <p>Exhaust rear, with one Ø60 mm tail pipe and chrome tip. Made of stainless steel with grey heat resistant paint. With TÜV/EEC approval</p>	1620607400 <i>For reference:</i> 92.201OE 93011104300 	Porsche 911 Carrera	3.2	08/83-07/89	Specification: OE Specification: Tail pipe Ø60 mm Exhaust System: Single tailpipe Material: Stainless Steel Surface: Painted Registration Type: TÜV®/GS approved
 <p>Exhaust rear, with one Ø60 mm tail pipe and chrome tip. Made of steel with grey heat resistant paint. With TÜV/EEC approval</p>	1620607900 <i>For reference:</i> 92.211 91111102501 	Porsche 911 Porsche 911 (conversion - without TÜV)	2.7 3.0	08/73-07/75 08/75-07/83	Exhaust System: Single tailpipe Specification: Tail pipe Ø60 mm Material: Steel Surface: Painted Colour: grey Registration Type: TÜV®/GS approved









Description	Item no.	Application	Engine	Year	Criteria / Information
 <p>Exhaust rear, with two Ø44.5 mm tail pipes. With wastegate pipe. Made of stainless steel</p>	1620608200 <i>For reference:</i> 92.204S 93011103700 93011103704 	Porsche 911 Turbo	3.3	09/77-07/83	Specification: Tail pipes Ø44.5 mm Specification: With wastegate pipe Material: Stainless Steel
 <p>Exhaust rear, with one Ø60 mm tail pipe. Made of polished stainless steel. With TÜV/EEC approval</p>	1620608400 <i>For reference:</i> 92.211S 91111102501 	Porsche 911 Porsche 911 (conversion - without TÜV))	2.7 3.0	08/73-07/75 08/75-07/83	Exhaust System: Single tailpipe Specification: Conversion 3.0 Specification: Tail pipe Ø60 mm Material: Stainless Steel Surface: Polished Registration Type: TÜV®/GS approved
 <p>Exhaust rear, with one Ø60 mm tail pipe and chrome tip. Made of double wall stainless steel - inside/outside, exactly according to original specifications, and with grey heat resistant paint</p>	1620608700 <i>For reference:</i> 92.101OE 91111103100 93011102200 	Porsche 911 SC/911 Carrera	2.7-3.0	08/75-07/83	Specification: Double wall - OE Specification: Tail pipe Ø60 mm Material: Stainless Steel Surface: Polished Colour: grey
 <p>Exhaust rear, with one Ø70 mm tail pipe. With wastegate pipe. Made of stainless steel with black painted tail pipe</p>	1620608800 <i>For reference:</i> 92.202S 93011102502 93011102504 	Porsche 911 Turbo	3.0	01/75-12/77	Specification: Tail pipe Ø70 mm Specification: With wastegate pipe Material: Stainless Steel









Description	Item no.	Application	Engine	Year	Criteria / Information
 <p>Exhaust rear, with two Ø44.5 mm tail pipes. Made of stainless steel</p>	1620608900 <i>For reference:</i> 92.203S 93011103802 93011103806 	Porsche 911 Turbo	3.3	08/83-07/89	Specification: Tail pipes Ø44.5 mm Material: Stainless Steel
 <p>Exhaust rear, with one Ø60 mm tail pipe and chrome tip. Made of steel with grey heat resistant paint. With TÜV/EEC approval</p>	1620609100 <i>For reference:</i> 92.211OE 91111102501 	Porsche 911 Porsche 911 (conversion - without TÜV))	2.7 3.0	08/73-07/75 08/75-07/83	Exhaust System: Single tailpipe Specification: Tail pipe Ø60 mm Material: Stainless Steel Surface: Painted Colour: grey Registration Type: TÜV®/GS approved
 <p>Exhaust rear, with one Ø60 mm tail pipe and chrome tip. Made of steel with grey heat resistant paint. With TÜV/EEC approval</p>	1620609400 <i>For reference:</i> 92.201 91111103100 93011102200 93011104300 	Porsche 911 Carrera Porsche 911 SC/911 Carrera	3.2 2.7-3.0	08/83-07/89 08/75-07/83	Exhaust System: Single tailpipe Specification: Tail pipe Ø60 mm Material: Steel Surface: Painted Colour: grey Registration Type: TÜV®/GS approved
 <p>Exhaust rear, with one Ø60 mm tail pipe. Made of polished stainless steel. With TÜV/EEC approval</p>	1620609600 <i>For reference:</i> 92.201S 91111103100 93011102200 93011104300 	Porsche 911 Carrera Porsche 911 SC/911 Carrera	3.2 2.7-3.0	08/83-07/89 08/75-07/83	Exhaust System: Single tailpipe Specification: Tail pipe Ø60 mm Material: Stainless Steel Surface: Polished Registration Type: TÜV®/GS approved








Description	Item no.	Application	Engine	Year	Criteria / Information
 <p>Exhaust rear, with one Ø60 mm tail pipe. Made of stainless steel. With TÜV/EEC approval</p>	<p>1620611300 <i>For reference:</i> 92.211SSI 91111102501</p> 	<p>Porsche 911 Porsche 911 (conversion - without TÜV))</p>	<p>2.7 3.0</p>	<p>08/73-07/75 08/75-07/83</p>	<p>Exhaust System: Single tailpipe Specification: Conversion 3.0 Specification: Tail pipe Ø60 mm Material: Stainless Steel Registration Type: TÜV®/GS approved</p>
 <p>Exhaust rear, Sport, with one Ø60 mm tail pipe. For use with heat exchanger conversion. Made of stainless steel</p>	<p>1620611600 <i>For reference:</i> 92.512SSI 93011104300</p> 	<p>Porsche 911 Carrera Sport</p>	<p>3.2</p>	<p>08/83-07/89</p>	<p>Exhaust System: Single tailpipe Specification: Tail pipe Ø60 mm Material: Stainless Steel</p>
 <p>Exhaust rear, Sport, with two Ø70 mm tail pipes. For use with heat exchanger conversion. Made of stainless steel</p>	<p>1620611700 <i>For reference:</i> 92.514SSI 93011104300</p> 	<p>Porsche 911 Carrera</p>	<p>3.2</p>	<p>08/83-07/89</p>	<p>Exhaust System: with twin tailpipe Specification: Tail pipes Ø70 mm Material: Stainless Steel</p>
 <p>Exhaust rear, with one Ø60 mm tail pipe. Made of stainless steel. With TÜV/EEC approval</p>	<p>1620611800 <i>For reference:</i> 92.201SSI 91111103100 93011102200 93011104300</p> 	<p>Porsche 911 Carrera Porsche 911 SC/911 Carrera</p>	<p>3.2 2.7-3.0</p>	<p>08/83-07/89 08/75-07/83</p>	<p>Exhaust System: Single tailpipe Specification: Tail pipe Ø60 mm Material: Stainless Steel Registration Type: TÜV®/GS approved</p>

Description	Item no.	Application	Engine	Year	Criteria / Information
 <p>Exhaust rear, RSR street/racing, with one Ø60 mm OE tail pipe or two Ø70 mm racing tail pipes. 92.213 needed for fitting the exhaust on 91.019S and 91.020S</p>	1620612700 <i>For reference:</i> 92.212C 	Porsche 911 S (mech. injection) Porsche 911 S (mech. injection) Porsche 911 T/E/S (not mech. injection) Porsche 911/911 S/911 Carrera	2.4 2.7 2.0-2.4 2.7	08/71-07/73 08/73-07/75 10/64-07/73 08/73-07/75	Exhaust System: Single tailpipe Exhaust System: with twin tailpipe Specification: Bolt-on inlet flange Specification: RSR Street Racing Specification: Tail pipe OE Ø60 mm Specification: Tail pipes Ø70 mm Material: Steel Surface: Aluminium zinc coated Surface: Painted Colour: grey
 <p>Exhaust rear, Sport, GT3 style, with two Ø90 mm center tail pipes. Made of polished stainless steel. For use together with heat exchanger conversion Dansk 91.932S41</p>	1620614200 <i>For reference:</i> 92.513S 	Porsche 911 Carrera Sport	3.2	08/83-07/89	Exhaust System: with twin tailpipe Specification: GT3 Style Specification: Tail pipes Ø90 mm Material: Stainless Steel Surface: Polished Additionally required articles (article numbers): 1623107210
 <p>Exhaust rear, Sport, GT3 style, with two Ø90 mm center tail pipes. Made of aluminised steel with grey heat resistant paint, tail pipes of polished stainless steel</p>	1620614300 <i>For reference:</i> 92.501GT 	Porsche 911 Carrera Porsche 911 SC/911 Carrera	3.2 2.7-3.0	08/83-07/89 08/75-07/83	Exhaust System: with twin tailpipe Specification: GT3 Style Specification: Tail pipes Ø90 mm Surface: Aluminium zinc coated Surface: Polished Material: Steel Material: Stainless Steel
 <p>Wastegate pipe. Made of stainless steel</p>	1620650100 <i>For reference:</i> 92.209S 93012303100 	Porsche 911 Turbo	3.0-3.3	01/75-07/83	Trim Level: wastegate pipe Fitting Position: Rear Exhaust System: for rear muffler Material: Stainless Steel









Description	Item no.	Application	Engine	Year	Criteria / Information
 <p>Exhaust adaptor kit. Flange, gaskets and nuts. To be used when you want to install our "OE banana" style exhaust to your 3.6L engine if installed in a G-model 911 body.</p>	1620650200 For reference: 92.255S 	Porsche 911 G model with 3.6 L engine	2.7-3.2	08/73-07/89	Exhaust System: for rear muffler Trim Level: 2.7/3.2 to 3.6 eng. Trim Level: Adaptor kit Material: Stainless Steel
 <p>Wastegate pipe, OE style. Made of stainless steel</p>	1620650400 For reference: 92.204S-1 93012303100 	Porsche 911 Turbo	3.0-3.3	01/75-07/83	Trim Level: wastegate pipe Version: OE Style Fitting Position: Rear Exhaust System: for rear muffler Material: Stainless Steel
 <p>Exhaust tip. Fits Ø60 mm tail pipe. Made of black painted steel</p>	1620700400 For reference: 91111124500 91111124502 	Porsche 911	2.7-3.2	08/73-07/89	Fitting Position: Rear Exhaust System: for rear muffler Specification: For Ø60 mm tail pipe Surface: Painted Colour: black
 <p>Exhaust tip. Fits Ø60 mm tail pipe. Made of chromed steel</p>	1620700500 For reference: 91111124503 	Porsche 911	2.7-3.2	08/73-07/89	Fitting Position: Rear Exhaust System: for rear muffler Specification: For Ø60 mm tail pipe Surface: Chromed
 <p>Tail pipe. Made of stainless steel</p>	1620704600 For reference: 92.203STAIL 	Porsche 911 Turbo	3.3	09/77-07/89	Fitting Position: Rear Material: Stainless Steel Specification: For welding on






Description	Item no.	Application	Engine	Year	Criteria / Information
 <p>Racing tube, left, replacing the heat exchanger (1623102370 - 91.011), without heating function. Made of steel with grey paint</p>	1620800470 For reference: 91.014 	Porsche 911	2.0-2.7	10/64-06/77	Fitting Position: Left Specification: Racing tube Heating/Cooling: without heating Pipe Diameter [mm]: 38 Material: Chrome steel Surface: Painted
 <p>Racing tube, right, replacing the heat exchanger (1623102380 - 91.012), without heating function. Made of steel with grey paint</p>	1620800480 For reference: 91.015 	Porsche 911	2.0-2.7	10/64-06/77	Fitting Position: Right Specification: Racing tube Heating/Cooling: without heating Pipe Diameter [mm]: 38 Material: Chrome steel Surface: Painted
 <p>Exhaust set, Racing, with two Ø63.5 mm tail pipes. Including "Big Bore" heat exchangers with Ø41 mm tubes. For 2.7/3.0 models also add oil tubes and remove lower rear panel</p>	1620801910 For reference: 92.294SSI 	Porsche 911 Porsche 911 T/E/S (not mech.injection)	2.7-3.0 2.0-2.4	08/73-10/83 10/64-12/73	Exhaust System: with twin tailpipe Heating/Cooling: with heating Specification: Big Bore Specification: Pipes Ø41 mm Specification: Tail pipes Ø63,5 mm Material: Stainless Steel Surface: Blasted
 <p>Exhaust set, Sport, with two center Ø63 mm "GT3" tail pipes. Including "Big Bore" heat exchanger with Ø41 mm tubes. For 2.7/3.0 models also add oil tubes and remove lower rear panel</p>	1620802010 For reference: 92.295SSI 	Porsche 911 Porsche 911	2.0-2.4 2.7-3.0	10/64-07/73 08/73-10/83	Exhaust System: with twin tailpipe Heating/Cooling: with heating Specification: Big Bore Specification: Centre Tail pipes Specification: Pipes Ø41 mm Specification: Tail pipes Ø63 mm Material: Stainless Steel








Description	Item no.	Application	Engine	Year	Criteria / Information
 <p>Exhaust set, Sport, with one Ø84 mm tail pipe, heat exchangers and pipe set for 3.2L. OEM style with no modifications in engine tin needed. Made of polished stainless steel</p>	<p>1620802210 For reference: 92.299S</p> 	Porsche 911	3.2	08/83-07/89	<p>Exhaust System: Single tailpipe Heating/Cooling: with heating Specification: Tail pipe Ø84 mm Material: Stainless Steel Surface: Polished</p>
 <p>Exhaust set, Sport, with one Ø70 mm tail pipe and dual inlet, Ø41/Ø60 mm heat exchangers and catalytic converters. Made of stainless steel</p>	<p>1620802310 For reference: 92.293SSI</p> 	Porsche 911 with catalytic converter	3.2	08/83-07/89	<p>Exhaust System: Single tailpipe Heating/Cooling: with heating Specification: Tail pipe Ø70 mm Material: Stainless Steel</p>
 <p>Exhaust set, Sport with two Ø90 mm center tail pipes "GT3" Style and Ø41 mm heat exchangers. With pipe set for 3.2L. OEM style with no modifications on engine tin needed. Made of stainless steel</p>	<p>1620802410 For reference: 92.297S</p> 	Porsche 911	3.2	08/83-07/89	<p>Exhaust System: with twin tailpipe Heating/Cooling: with heating Specification: Tail pipes Ø90 mm Material: Stainless Steel</p>
 <p>Exhaust set, Sport, with one Ø70 mm tail pipe, dual inlets and Ø41/Ø60 mm heat exchangers. Made of stainless steel</p>	<p>1620802610 For reference: 92.296SSI</p> 	Porsche 911 without catalytic converter	3.2	08/83-07/89	<p>Exhaust System: Single tailpipe Heating/Cooling: with heating Specification: Tail pipe Ø70 mm Material: Stainless Steel</p>











Description	Item no.	Application	Engine	Year	Criteria / Information
 <p>Exhaust set, Sport, with two Ø70 mm tail pipes, dual inlets and Ø41/Ø60 mm heat exchangers. Made of stainless steel</p>	<p>1620802710 For reference: 92.296SDSSI</p> 	Porsche 911 without catalytic converter	3.2	08/83-07/89	Exhaust System: with twin tailpipe Heating/Cooling: with heating Specification: Tail pipes Ø70 mm Material: Stainless Steel
 <p>Exhaust set, Sport, with two Ø70 mm tail pipes, dual inlets, Ø41/Ø60 mm heat exchangers, and, catalytic converters. Made of stainless steel</p>	<p>1620802810 For reference: 92.293SDSSI</p> 	Porsche 911 with catalytic converter	3.2	08/83-07/89	Exhaust System: with twin tailpipe Heating/Cooling: with heating Catalytic Converter Type: with catalytic converter Specification: Tail pipes Ø70 mm Material: Stainless Steel
 <p>Exhaust set, Sport, with two Ø84 mm tail pipes, heat exchangers and pipe set for 3.2L. OEM style with no modifications in engine tin needed. Made of polished stainless steel</p>	<p>1620803010 For reference: 92.299SD</p> 	Porsche 911	3.2	08/83-07/89	Exhaust System: with twin tailpipe Heating/Cooling: with heating Specification: Tail pipes Ø84 mm Material: Stainless Steel Surface: Polished
 <p>Support washer for cross over pipe</p>	<p>1621100100 For reference: 91111118802</p>	Porsche 911 Porsche 911 Turbo Porsche 911 Turbo	2.7-3.0 3.0 3.3	08/75-10/83 01/75-12/77 09/77-07/89	Exhaust System: for front muffler Fitting Position: Front Shape: O Shape Material: Steel









Description	Item no.	Application	Engine	Year	Criteria / Information
 <p>Exhaust clamp without bolt and nut, Ø75 mm, galvanized</p>	1621400210 <i>For reference:</i> 91111118700	Porsche 911 Porsche 911 Turbo Porsche 911 Turbo	2.7-3.0 3.0 3.3	08/75-10/83 01/75-12/77 09/77-07/89	Exhaust System: for centre muffler Diameter [mm]: 75 Supplementary Article/Info 2: without bolts Surface: Galvanized
 <p>Exhaust metal band, 510 mm, stainless steel. 2 pieces required</p>	1621400801 <i>For reference:</i> 90111115704 Dansk ORIGINAL	Porsche 911 SC/911 Carrera Porsche 911 T/E/S (not mech.injection) Porsche 911/911 S/911 Carrera	2.7-3.0 2.0-2.4 2.7	08/75-07/83 10/64-07/73 08/73-07/75	Exhaust System: for rear muffler Length [mm]: 510 Material: Stainless Steel Required quantity: 2
 <p>Exhaust metal band, 641 mm, stainless steel</p>	1621401000 <i>For reference:</i> 93011115500	Porsche 911 SC Turbo Porsche 911 Turbo	3.3 3.0	09/77-07/89 01/75-12/77	Exhaust System: for rear muffler Length [mm]: 641 Material: Stainless Steel
 <p>Exhaust metal band, 598 mm, left, stainless steel</p>	1621401171 <i>For reference:</i> 93011115900 Dansk ORIGINAL	Porsche 911 Carrera Porsche 911 SC/911 Carrera	3.2 2.7-3.0	08/83-07/89 08/75-07/83	Fitting Position: Left Exhaust System: for rear muffler Length [mm]: 598 Material: Stainless Steel
 <p>Exhaust metal band, 648 mm, right, stainless steel</p>	1621401181 <i>For reference:</i> 93011117500 Dansk ORIGINAL	Porsche 911 Carrera Porsche 911 SC/911 Carrera	3.2 2.7-3.0	08/83-07/89 08/75-07/83	Fitting Position: Right Exhaust System: for rear muffler Length [mm]: 648 Material: Stainless Steel











Description	Item no.	Application	Engine	Year	Criteria / Information
 <p>Exhaust metal band, 510 mm, stainless steel. 2 pieces required</p>	1621401800 <i>For reference:</i> 90111115704 	Porsche 911 Porsche 911 (not Turbo)	2.0-2.7 2.7-3.0	10/64-07/73 08/73-07/83	Exhaust System: for rear muffler Length [mm]: 510 Material: Stainless Steel Required quantity: 2
 <p>Exhaust metal band, 598 mm, left, stainless steel</p>	1621401970 <i>For reference:</i> 93011115900 	Porsche 911 Carrera Porsche 911 SC/911 Carrera	3.2 2.7-3.0	08/83-07/89 08/75-07/83	Fitting Position: Left Exhaust System: for rear muffler Length [mm]: 598 Material: Stainless Steel
 <p>Exhaust metal band, 648 mm, right, stainless steel</p>	1621401980 <i>For reference:</i> 93011117500 	Porsche 911 Carrera Porsche 911 SC/911 Carrera	3.2 2.7-3.0	08/83-07/89 08/75-07/83	Fitting Position: Right Exhaust System: for rear muffler Length [mm]: 648 Material: Stainless Steel
 <p>Supporting plate for front pipe</p>	1621600100 <i>For reference:</i> 93012311402	Porsche 911 Turbo Porsche 964 Turbo	3.0-3.3 3.3-3.6	01/75-07/89 08/90-08/93	
 <p>Bracket for exhaust rear. Made of steel with black paint</p>	1621600200 <i>For reference:</i> 90111115103 90111115104	Porsche 911 (not Turbo)	2.0-3.0	10/64-07/83	Material: Steel Colour: black




Description	Item no.	Application	Engine	Year	Criteria / Information
 <p>Bracket for exhaust rear. Made of stainless steel</p>	<p>1621600300 For reference: 90111115103 90111115104</p>	<p>Porsche 911 (not Turbo)</p>	<p>2.0-3.0</p>	<p>10/64-07/83</p>	<p>Material: Stainless Steel</p>
 <p>Mounting kit with 3 straps, 1 gasket, bolts & nuts for exhaust rear (92.201/92.201S/92.201OE/92.2.501/92.502S/92.502SL/92.-502SD/92.502SDL)</p>	<p>1621700210 For reference: 92.201KIT</p>	<p>Porsche 911 Carrera Porsche 911 SC/911 Carrera</p>	<p>3.2 2.7-3.0</p>	<p>08/83-07/89 08/75-07/83</p>	<p>Exhaust System: for rear muffler</p>
 <p>Mounting kit for pre-silencer. The kit includes 3 gaskets, copper nuts and bolts</p>	<p>1621700310 For reference: 92.100KIT</p>	<p>Porsche 911 Carrera Porsche 911 SC/911 Carrera</p>	<p>3.2 2.7-3.0</p>	<p>08/83-07/89 08/75-07/83</p>	<p>Exhaust System: for front muffler Exhaust System: for centre muffler</p>
 <p>Mounting kit for heat exchanger. The kit includes 4 gaskets, nuts and bolts</p>	<p>1621701410 For reference: 91.011KIT</p>	<p>Porsche 911</p>	<p>2.0-2.7</p>	<p>10/64-07/75</p>	
 <p>Mounting kit for heat exchanger. The kit includes 4 gaskets, nuts and bolts</p>	<p>1621701510 For reference: 91.101KIT</p>	<p>Porsche 911 SC/911 Carrera</p>	<p>2.7-3.0</p>	<p>08/75-07/83</p>	

Description	Item no.	Application	Engine	Year	Criteria / Information
 <p>Mounting kit for heat exchanger. The kit includes 4 gaskets, nuts and bolts</p>	1621701610 <i>For reference:</i> 91.103KIT	Porsche 911 Turbo Porsche 911 Turbo	3.0 3.3	01/75-12/77 09/77-07/83	
 <p>Mounting kit for heat exchanger. The kit includes 4 gaskets, nuts and bolts</p>	1621701710 <i>For reference:</i> 91.104KIT	Porsche 911 Carrera Porsche 911 Turbo	3.2 3.3	08/83-07/89 08/83-07/89	
 <p>Mounting kit for heat exchanger and cross pipe</p>	1621701910 <i>For reference:</i> 92.210KIT PCG91121100	Porsche 911	2.7-3.2	08/73-07/85	
 <p>Mounting kit for exhaust rear. The kit includes 3 straps, 1 gasket, nuts and bolts</p>	1621702010 <i>For reference:</i> 92.201KITSSI 	Porsche 911 Carrera Porsche 911 SC/911 Carrera	3.2 2.7-3.0	08/83-07/89 08/75-07/83	Exhaust System: for rear muffler
 <p>Racing heat exchanger without heating function, Ø45 mm outside, left. Made of stainless steel. Modification can be needed</p>	1623101970 <i>For reference:</i> 91.019S 	Porsche 911	2.0-2.7	10/64-06/77	Specification: Competition header Fitting Position: Left Heating/Cooling: without heating Material: Stainless Steel








Description	Item no.	Application	Engine	Year	Criteria / Information
 <p>Racing heat exchanger without heating function, Ø45 mm outside, right. Made of stainless steel. Modification can be needed</p>	1623101980 <i>For reference:</i> 91.020S 	Porsche 911	2.0-2.7	10/64-06/77	Specification: Competition header Fitting Position: Right Heating/Cooling: without heating Material: Stainless Steel
 <p>Heat exchanger, left/right. Made of galvanized steel</p>	1623102100 <i>For reference:</i> 91.101G 93021102501 	Porsche 911 SC/911 Carrera	2.7-3.0	08/75-07/83	Fitting Position: Left Fitting Position: Right Material: Steel Surface: Galvanized Core Length [mm]: 550 Core Width [mm]: 250 Core Depth [mm]: 250
 <p>Heat exchanger, left. Made of steel with grey paint</p>	1623102370 <i>For reference:</i> 91.011 91121102160 	Porsche 911 Porsche 911 Porsche 911 (not mech. inj.)	2.0-2.2 2.7 2.0-2.4	10/64-07/71 08/73-07/75 08/71-07/73	Fitting Position: Left Material: Steel Surface: Painted Colour: grey Core Length [mm]: 700 Core Width [mm]: 460 Core Depth [mm]: 360
 <p>Heat exchanger, right. Made of steel with grey paint</p>	1623102380 <i>For reference:</i> 91.012 91121102210 	Porsche 911 T (not mech.injection) Porsche 911/911 S/911 Carrera	2.0-2.4 2.7	10/64-07/73 08/73-07/75	Fitting Position: Right Material: Steel Surface: Painted Colour: grey Core Length [mm]: 700 Core Width [mm]: 460 Core Depth [mm]: 360
 <p>Heat exchanger, left. Made of stainless steel</p>	1623102570 <i>For reference:</i> 91.011S 91121102160 	Porsche 911 Porsche 911 Porsche 911 (not mech. inj.)	2.0-2.2 2.7 2.0-2.4	10/64-07/71 08/73-07/75 08/71-07/73	Fitting Position: Left Material: Stainless Steel Core Length [mm]: 700 Core Width [mm]: 460 Core Depth [mm]: 360

Description	Item no.	Application	Engine	Year	Criteria / Information
 <p>Heat exchanger, right. Made of stainless steel</p>	1623102580 <i>For reference:</i> 91.012S 91121102210 	Porsche 911 Porsche 911 Porsche 911 (not mech. inj.)	2.0-2.2 2.7 2.0-2.4	10/64-07/71 08/73-07/75 08/71-07/73	Fitting Position: Right Material: Stainless Steel Core Length [mm]: 700 Core Width [mm]: 460 Core Depth [mm]: 360
 <p>Heat exchanger, left. Made of steel with grey paint</p>	1623102670 <i>For reference:</i> 91.013 91121102114 	Porsche 911 E/S (mech. injection)	2.4-2.7	08/71-07/76	Fitting Position: Left Material: Steel Surface: Painted Colour: grey Injection System: K-Jetronic Core Length [mm]: 700 Core Width [mm]: 460 Core Depth [mm]: 360
 <p>Heat exchanger, left. Made of stainless steel</p>	1623102770 <i>For reference:</i> 91.013S 91121102114 	Porsche 911 E/S (mech. injection)	2.4-2.7	08/71-07/76	Fitting Position: Left Material: Stainless Steel Injection System: K-Jetronic Core Length [mm]: 700 Core Width [mm]: 460 Core Depth [mm]: 360
 <p>Heat exchanger, left. Special performance: Can replace 91.104S heaters, but stock exhaust must be changed to two inlet pipe system. IMPORTANT: Major modification needed on engine tin ware when installing on 3,2 l engines.</p>	1623103170 <i>For reference:</i> 91.017S 	Porsche 911 Carrera SPORT	3.2	08/83-07/89	Fitting Position: Left Material: Stainless Steel Core Length [mm]: 700 Core Width [mm]: 460 Core Depth [mm]: 360











Description	Item no.	Application	Engine	Year	Criteria / Information
 <p>Heat exchanger, right. Special performance: Can replace 91.104S heaters, but stock exhaust must be changed to two inlet pipe system. IMPORTANT: Major modification needed on engine tin ware when installing on 3,2 l engines.</p>	1623103180 For reference: 91.018S 	Porsche 911 Carrera SPORT	3.2	08/83-07/89	Fitting Position: Right Material: Stainless Steel Core Length [mm]: 700 Core Width [mm]: 460 Core Depth [mm]: 360
 <p>Heat exchanger, left/right. Made of steel with grey paint</p>	1623103300 For reference: 91.101 93021102501 	Porsche 911 SC/911 Carrera	2.7-3.0	08/75-07/83	Fitting Position: Left Fitting Position: Right Material: Steel Surface: Painted Colour: grey Core Length [mm]: 550 Core Width [mm]: 250 Core Depth [mm]: 250
 <p>Heat exchanger, left/right. Made of stainless steel</p>	1623103500 For reference: 91.101S 93021102501 	Porsche 911 SC/911 Carrera	2.7-3.0	08/75-07/83	Fitting Position: Left Fitting Position: Right Material: Stainless Steel Core Length [mm]: 550 Core Width [mm]: 250 Core Depth [mm]: 250
 <p>Heat exchanger, left/right. Made of steel with grey paint</p>	1623103600 For reference: 91.103 93021102103 	Porsche 911 Turbo	3.0 3.3	01/75-07/83	Fitting Position: Left Fitting Position: Right Material: Steel Surface: Painted Colour: grey Core Length [mm]: 550 Core Width [mm]: 250 Core Depth [mm]: 250
 <p>Heat exchanger, left/right. Made of stainless steel</p>	1623103800 For reference: 91.103S 93021102103 	Porsche 911 Turbo	3.0 3.3	01/75-07/83	Fitting Position: Left Fitting Position: Right Material: Stainless Steel Core Length [mm]: 550 Core Width [mm]: 250 Core Depth [mm]: 250

Description	Item no.	Application	Engine	Year	Criteria / Information
 <p>Heat exchanger, left/right. Made of steel with grey paint</p>	1623103900 <i>For reference:</i> 91.104 93021102901 	Porsche 911 Carrera Porsche 911 Turbo	3.2 3.3	08/83-07/89 08/83-11/90	Fitting Position: Left Fitting Position: Right Material: Steel Surface: Painted Colour: grey Core Length [mm]: 550 Core Width [mm]: 250 Core Depth [mm]: 250
 <p>Heat exchanger, left/right. Made of stainless steel</p>	1623104000 <i>For reference:</i> 91.104S 93021102901 	Porsche 911 Carrera Porsche 911 Turbo	3.2 3.3	08/83-07/89 08/83-07/89	Fitting Position: Left Fitting Position: Right Material: Stainless Steel Core Length [mm]: 550 Core Width [mm]: 250 Core Depth [mm]: 250
 <p>Heat exchanger set, left/right. Made of stainless steel</p>	1623104910 <i>For reference:</i> 91.911SSI SSI91121102160 SSI91121102210 	Porsche 911 (carb.) Europe Porsche 911 (carb.) USA Porsche 911 (inj.) Europe Porsche 911 (inj.) USA Porsche 911 Europe Porsche 911 Europe Porsche 911 USA Federal Porsche 911 USA Federal	2.0 2.0-2.4 2.0-2.4 2.0-2.4 2.7 3.0 2.7 3.0	10/64-07/73 08/65-07/71 08/68-07/71 08/68-07/71 08/73-07/75 08/77-07/83 08/74-07/75 08/77-07/78	Fitting Position: Left Fitting Position: Right Material: Stainless Steel Quantity Unit: Set Core Length [mm]: 370 Core Width [mm]: 750 Core Depth [mm]: 470
 <p>Heat exchanger set, left/right. Made of stainless steel</p>	1623105010 <i>For reference:</i> 91.913SSI SSI91121102114 SSI91121102210 	Porsche 911 (inj.) Europe Porsche 911 (inj.) USA Porsche 911 Carrera Europe	2.4 2.2-2.4 2.7	08/71-07/73 08/71-07/73 08/73-07/75	Fitting Position: Left Fitting Position: Right Material: Stainless Steel Quantity Unit: Set Core Length [mm]: 380 Core Width [mm]: 750 Core Depth [mm]: 460
 <p>Heat exchanger set, left/right. Made of stainless steel</p>	1623105110 <i>For reference:</i> 91.915SSI 	Porsche 911 (Conversion) USA	3.0	08/79-07/83	Fitting Position: Left Fitting Position: Right Material: Stainless Steel Quantity Unit: Set Core Length [mm]: 470 Core Width [mm]: 740 Core Depth [mm]: 380

Description	Item no.	Application	Engine	Year	Criteria / Information
 <p>Heat exchanger set, Ø41 mm outside inlet tubing, left/right. Made of stainless steel</p>	1623105610 <i>For reference:</i> 91.911SSI41 SSI91121102160 SSI91121102210 	Porsche 911 (carb.) Europe Porsche 911 (carb.) USA Porsche 911 (inj.) Europe Porsche 911 (inj.) USA Porsche 911 Europe Porsche 911 USA Federal Porsche 911 USA Federal	2.0 2.0-2.4 2.0-2.4 2.0-2.4 2.7 3.0 2.7 3.0	10/64-07/73 08/65-07/71 08/68-07/71 08/68-07/71 08/73-07/75 08/77-07/83 08/74-07/75 08/77-07/78	Fitting Position: Left Fitting Position: Right Material: Stainless Steel Outer Diameter [mm]: 41 Quantity Unit: Set Core Length [mm]: 370 Core Width [mm]: 750 Core Depth [mm]: 470
 <p>Heat exchanger, Ø41 mm outside inlet tubing, left/right. Made of stainless steel</p>	1623105800 <i>For reference:</i> 91.101S41 93021102501 	Porsche 911 SC/911 Carrera	2.7-3.0	08/75-07/83	Fitting Position: Left Fitting Position: Right Material: Stainless Steel Outer Diameter [mm]: 41 Version: Big Bore Core Length [mm]: 550 Core Width [mm]: 250 Core Depth [mm]: 250
 <p>Heat exchanger, Ø41 mm outside inlet tubing, left/right. Made of stainless steel</p>	1623105900 <i>For reference:</i> 91.103S41 93021102103 	Porsche 911 Turbo	3.0 3.3	01/75-07/83	Fitting Position: Left Fitting Position: Right Material: Stainless Steel Outer Diameter [mm]: 41 Version: Big Bore Core Length [mm]: 550 Core Width [mm]: 250 Core Depth [mm]: 250
 <p>Heat exchanger, Ø41 mm outside inlet tubing, left/right. Made of stainless steel. IMPORTANT: Major modification needed on engine tin ware when installing on 3,2 l engines.</p>	1623106810 <i>For reference:</i> 91.917SSI41 	Porsche 911 (Conversion)	3.2	08/83-07/89	Fitting Position: Left Fitting Position: Right Outer Diameter [mm]: 41 Material: Stainless Steel Quantity Unit: Set Core Length [mm]: 470 Core Width [mm]: 760 Core Depth [mm]: 380






Description	Item no.	Application	Engine	Year	Criteria / Information
 <p>Heat exchanger set, Ø41 mm outside inlet tubing, left/right. Made of stainless steel. IMPORTANT: Major modification needed on engine tin ware when installing on 3,6 l engines.</p>	1623107110 For reference: 91.936SSI41 	Porsche 911 (Conversion)	3.6	10/64-07/89	Fitting Position: Left Fitting Position: Right Material: Stainless Steel Quantity Unit: Set Core Length [mm]: 470 Core Width [mm]: 750 Core Depth [mm]: 370 Outer Diameter [mm]: 41
 <p>Heat exchanger set, Ø41 mm outside inlet tubing, left/right. Made of stainless steel. OEM style with no modifications on engine tin needed</p>	1623107210 For reference: 91.932S41 	Porsche 911	3.2	08/83-08/89	Fitting Position: both sides Material: Stainless Steel Quantity Unit: Kit Core Depth [mm]: 370 Core Length [mm]: 470 Core Width [mm]: 750
 <p>BURSCH 1 3/4" header set with heat exchangers. Made of stainless steel</p>	1623107312 For reference:	Porsche 911 (carb.) Europe Porsche 911 (carb.) USA Porsche 911 (inj.) Europe Porsche 911 (inj.) USA Porsche 911 Europe Porsche 911 Europe Porsche 911 USA Federal Porsche 911 USA Federal	2.0 2.0-2.4 2.0-2.4 2.0-2.4 2.7 3.0 2.7 3.0	10/64-07/73 08/65-07/71 08/68-07/71 08/68-07/71 08/73-07/71 08/73-07/75 08/77-07/83 08/74-07/75 08/77-07/78	Fitting Position: Left Fitting Position: Right Material: Stainless Steel Quantity Unit: Set Core Length [mm]: 370 Core Width [mm]: 750 Core Depth [mm]: 470
 <p>Elbow connector for heat exchanger. Made of hot aluminised steel</p>	1623150100 For reference: 91121113100 91121113101 	Porsche 911 Porsche 911 Turbo	2.7-3.0 3.0-3.3	08/74-10/83 01/75-07/89	Specification: Elbow connector Material: Steel Surface: Hot-dip Aluminized

Description	Item no.	Application	Engine	Year	Criteria / Information
 <p>Elbow connector for heat exchanger. Made of stainless steel</p>	1623150200 <i>For reference:</i> 91.109S 91121113100 91121113101 Dansk ORIGINAL	Porsche 911 Porsche 911 Turbo	2.7-3.0 3.0-3.3	08/74-10/83 01/75-07/89	Specification: Elbow connector Material: Stainless Steel
 <p>Heater control box with automatic heat control, left. Made of steel with black paint</p>	1623200170 <i>For reference:</i> 90.005 91121101300 Dansk ORIGINAL	Porsche 911	3.2-3.3	08/86-07/89	Fitting Position: Left long version: Operating Mode: Electric Material: Steel Surface: Painted Colour: black
 <p>Heater control box with automatic heat control, right. Made of steel with black paint</p>	1623200180 <i>For reference:</i> 90.006 91121101400 Dansk ORIGINAL	Porsche 911	3.2-3.3	08/86-07/89	Fitting Position: Right long version: Operating Mode: Electric Material: Steel Surface: Painted Colour: black
 <p>Heater control box, left. Made of steel with black paint</p>	1623200270 <i>For reference:</i> 90.001 90121100722 Dansk ORIGINAL	Porsche 911 Porsche 912	2.0-3.2 1.6	10/64-07/86 01/65-12/69	Fitting Position: Left short version: Operating Mode: Mechanical Material: Steel Surface: Painted Colour: black
 <p>Heater control box, right. Made of steel with black paint</p>	1623200280 <i>For reference:</i> 90.002 90121100822 Dansk ORIGINAL	Porsche 911	2.0-3.2	10/64-07/86	Fitting Position: Right short version: Operating Mode: Mechanical Material: Steel Surface: Painted Colour: black




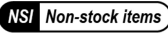

Description	Item no.	Application	Engine	Year	Criteria / Information
 Heater control box, left. Made of stainless steel	1623200670 For reference: 90.001SSI 90121100722 	Porsche 911	2.0-3.2	10/64-07/86	Fitting Position: Left short version: Operating Mode: Mechanical Material: Stainless Steel
 Heater control box, right. Made of stainless steel	1623200680 For reference: 90.002SSI 90121100822 	Porsche 911	2.0-3.2	10/64-07/86	Fitting Position: Right short version: Operating Mode: Mechanical Material: Stainless Steel
 Heater control box with automatic heat control, left. Made of stainless steel	1623200770 For reference: 90.005SSI 91121101300 	Porsche 911	3.2-3.3	08/86-07/89	Fitting Position: Left long version: Operating Mode: Electric Material: Stainless Steel
 Heater control box with automatic heat control, right. Made of stainless steel	1623200780 For reference: 90.006SSI 91121101400 	Porsche 911	3.2-3.3	08/86-07/89	Fitting Position: Right long version: Operating Mode: Electric Material: Stainless Steel
 Heater control box including silicone gasket, left. Made of steel with vintage red paint	1623200970 For reference: 90.001OE 90121100723 	Porsche 911	2.0-3.2	10/64-07/86	Fitting Position: Left short version: Operating Mode: Mechanical Material: Steel Surface: Painted Colour: red






Description	Item no.	Application	Engine	Year	Criteria / Information
 <p>Heater control box including silicone gasket, right. Made of steel with vintage red paint</p>	1623200980 <i>For reference:</i> 90.002OE 90121100823 	Porsche 911	2.0-3.2	10/64-07/86	Fitting Position: Right short version: Operating Mode: Mechanical Material: Steel Surface: Painted Colour: red
 <p>Gasket for heater control box, left/right</p>	1623250100 <i>For reference:</i> 91121129700	Porsche 911	2.0-3.3	10/64-07/89	Fitting Position: both sides
 <p>Connecting piece between heater control box and heater hose. Made of steel with black paint</p>	1623250200 <i>For reference:</i> 90.009 91165911900 91165911901 	Porsche 911	2.7-3.3	08/73-07/86	Pipe Connector: Clamp Sleeve Specification: For heat control box Material: Steel Surface: Painted Colour: black
 <p>Connecting piece between heater control box and heater hose. Made of stainless steel</p>	1623250201 <i>For reference:</i> 90.009SSI 91165911900 91165911901 	Porsche 911	2.7-3.3	08/73-07/86	Pipe Connector: Clamp Sleeve Specification: For heat control box Material: Stainless Steel
 <p>Block off plate for heater control box, left/right. Made of aluminium with black paint</p>	1623250700 <i>For reference:</i> 90.011 91121129704 	Porsche 911	2.0-3.3	08/68-07/89	Specification: Block off plate Fitting Position: both sides Colour: black Material: Aluminium

Description	Item no.	Application	Engine	Year	Criteria / Information
 <p>Nut M8 for mounting heat exchanger to cylinder head</p>	1623400100 <i>For reference:</i> 99908500102 99908500102	Porsche 911 S (mech. injection) Porsche 911 SC Turbo Porsche 911 SC/911 Carrera Porsche 911 T/E/S (not mech.injection) Porsche 911/911 S/911 Carrera Porsche 914/6 Porsche 964 Porsche 993	2.4 3.3 2.7-3.0 2.0-2.4 2.7 2.0 3.6 3.6-3.8	08/71-07/73 08/78-07/89 08/75-07/83 10/64-07/73 08/73-07/75 11/69-12/73 12/88-06/94 10/93-09/97	Thread Size: M8
 <p>Heater hose, engine to heat exchanger, Ø60x380 mm, brown paper/alu</p>	1623500100 <i>For reference:</i> 90121119400 90121119401	Porsche 911	2.0-3.3	10/64-07/89	Diameter [mm]: 60 Length [mm]: 380 Material: Paper Material: Aluminium
 <p>Heater hose, engine to heat exchanger, Ø60x460 mm, brown paper/alu</p>	1623500270 <i>For reference:</i> 90121119500 90121119501	Porsche 911 Porsche 914/6	2.7-3.0 2.0	08/73-07/83 11/69-12/73	Fitting Position: Left Diameter [mm]: 60 Length [mm]: 460 Material: Paper Material: Aluminium
 <p>Heater hose, blower motor to heat exchanger, Ø60x1110 mm, brown paper/alu, right</p>	1623500280 <i>For reference:</i> 91121152200 91121152201	Porsche 911	2.7-3.0	08/73-07/83	Fitting Position: Right Diameter [mm]: 60 Length [mm]: 1110 Material: Paper Material: Aluminium
 <p>Heater hose, engine to heat exchanger, Ø60x130 mm, brown paper/alu, left</p>	1623500370 <i>For reference:</i> 93021119600 93021119601	Porsche 911 Turbo Porsche 964 Turbo	3.0 3.3 3.3 3.6	01/75-07/89 08/90-09/93	Fitting Position: Left Diameter [mm]: 60 Length [mm]: 130 Material: Paper Material: Aluminium


Description	Item no.	Application	Engine	Year	Criteria / Information
 <p>Heating tube inside sill, Ø55 mm, length 685 mm</p>	1623500400 <i>For reference:</i> 91157202502	Porsche 356 B/C Porsche 911 Porsche 912 Porsche 914	1.6 2.0-3.3 1.6 1.7-2.0	01/59-12/65 08/68-07/89 01/65-02/70 01/69-07/74	Fitting Position: Quarter Panel Fitting Position: inner Diameter [mm]: 55 Length [mm]: 685
 <p>Heater hose, plastic</p>	1623500500 <i>For reference:</i> 91121127201 91121127202	Porsche 911	2.3-3.3	08/73-07/78	Material: Plastic
 <p>Hot air boot, heat exchanger to distributor tube. 2 pieces needed per car</p>	1623500900 <i>For reference:</i> 93021133900 93021133901 93021133902 93021133903 93021133904	Porsche 911	3.2	08/83-07/89	Fitting Position: both sides Required quantity: 2
 <p>Clamp for heater hose top with holder for heater cable, left</p>	1623550170 <i>For reference:</i> 90121105121	Porsche 911	2.0-3.3	10/64-07/85	Fitting Position: Upper Left
 <p>Clamp for heater hose top with holder for heater cable, right</p>	1623550180 <i>For reference:</i> 90121105221	Porsche 911	2.0-3.3	10/64-07/85	Fitting Position: Upper Right

Description	Item no.	Application	Engine	Year	Criteria / Information
 <p>Retaining spring for heater tube, for JP No. 1623500400</p>	1623550200 <i>For reference:</i> 90150112820	Porsche 911	2.0-3.3	08/69-07/86	Trim Level: Retaining spring for article number: 1623500400
 <p>Bolt, M8x1.25x40</p>	1625000300 <i>For reference:</i> 90007428202	Porsche 911 Carrera Porsche 911 SC Porsche 911 Turbo Porsche 924 S (118 kW) Porsche 944 Porsche 964 Porsche 968 Porsche 993 Carrera	3.2 3.0 3.3 2.5 2.5 3.3-3.6 3.0 3.6-3.8	08/83-07/89 07/77-07/83 09/77-07/89 08/87-07/88 01/85-07/91 12/88-06/94 06/91-11/95 10/93-09/97	Thread Size: M8x1.25 Length [mm]: 40
 <p>Nut, M8x1.25</p>	1625001300 <i>For reference:</i> 90007602502	Porsche 911 Porsche 993	2.0-2.7 3.6-3.8	10/64-07/76 10/93-09/97	Thread Size: M8x1.25
 <p>Heat shield for exhaust, stainless steel</p>	1625002800 <i>For reference:</i> 90.010S 93011112803 	Porsche 911 Turbo Porsche 964 Turbo	3.3 3.3-3.6	09/77-07/89 08/90-09/93	Fitting Position: Exhaust Pipe on muffler Material: Stainless Steel
 <p>Sealing ring for blower motor for heater, foam</p>	1626150100 <i>For reference:</i> 90157192200 90157192201	Porsche 911 Porsche 912	2.0-3.3 1.6	10/64-07/89 01/65-02/70	Heating/Cooling: for electric fan Material: Foam

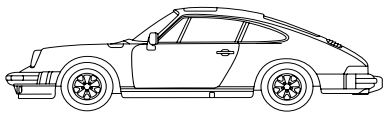
Description	Item no.	Application	Engine	Year	Criteria / Information
 <p>Silicone hose for connecting heat control box no. 90.001/002 to heat exchanger, Ø63x330 mm</p>	1628000100 <i>For reference:</i> 99.003 93021162201	Porsche 911 Porsche 914	2.0-3.3 1.7-2.0	10/64-07/89 01/69-02/76	Diameter [mm]: 63 Length [mm]: 330 Material: Silicone
 <p>Ball socket for heat control rod</p>	1628000802 <i>For reference:</i> 99916802140	Porsche 911	3.2	08/86-07/89	Trim Level: Ball socket
 <p>Heat control rod with ball sockets</p>	1628000910 <i>For reference:</i> 91165930300	Porsche 911	3.2	08/83-07/89	Trim Level: Heat control rod
 <p>Heater block off plate, left</p>	1628001078 <i>For reference:</i> PM-O502-0  	Porsche 911 Porsche 964	2.0-3.3 3.3-3.6	10/64-07/89 12/88-06/94	Specification: Block off plate Fitting Position: Left
 <p>Lower part of ventilation box, left/right. 2 pieces needed per car. Made of black plastic</p>	1628001400 <i>For reference:</i> 90157104932 90157105032 91157104901 91157105100	Porsche 911 Porsche 912 Porsche 912E	2.0-3.0 1.6 2.0	08/68-07/77 08/68-02/70 09/75-12/76	Specification: Ventilation box Fitting Position: both sides Fitting Position: Lower Material: Plastic Required quantity: 2

Description	Item no.	Application	Engine	Year	Criteria / Information
 <p>Heater cable, manual adjustment</p>	1670500200 <i>For reference:</i> 91142470101	Porsche 911 Carrera	2.7-3.2	08/73-07/89	Operating Mode: Manual
 <p>Heater cable, manual adjustment</p>	1670500206 <i>For reference:</i> 91142470101	Porsche 911 Carrera	2.7-3.2	08/73-07/89	Operating Mode: Manual
 <p>Guide tube set in gearbox tunnel for heater cables, Ø8 mm, length 560/590 mm, 2 pieces</p>	1670550110 <i>For reference:</i> DAN50106101 DAN90150106101 DAN91150106101	Porsche 911 Porsche 912	2.0-3.3 1.6	10/64-07/89 01/65-02/70	Specification: Guide tube set Quantity Unit: Set Quantity: 2
 <p>Clamping set for heater control box cable, 4 mm. 2 sets needed per car</p>	1670550310 <i>For reference:</i> 90121168300	Porsche 356 B/C Porsche 911 Porsche 912	1.6 2.0-3.3 1.6	01/59-12/65 10/65-07/89 01/65-02/70	
 <p>Grommet for heater cable, rubber</p>	1670550400 <i>For reference:</i> 91457115110	Porsche 911 Porsche 912 Porsche 914	2.0-3.3 1.6 1.7-2.0	10/64-07/89 01/65-02/70 01/69-02/76	Specification: For heater cable Material: Rubber

Description	Item no.	Application	Engine	Year	Criteria / Information
 Thermostat cable, 469 mm	8172000400 For reference: 021119751 021119751 ♦ Jopex 	Porsche 911 Porsche 914 VW Transporter T2 VW Transporter T3 VW Transporter T3 shorten to 350 mm VW Type 4	2.7-3.0 1.7-2.0 1.7-2.0 2.0 1.6 1.7-1.8	08/73-07/77 01/69-02/76 08/71-07/79 05/79-04/86 05/79-12/82 07/68-03/75	Trim Level: Thermostat cable Cable Length [mm]: 469
 Knob for heater control, black	1688000400 For reference: 90157191700	Porsche 911 Porsche 914	2.0-3.3 1.7-2.0	10/64-07/85 01/69-02/76	Control Type: Pull switch control Colour: black Fitting Position: Dashboard
 Knob for heater control, red	1688000500 For reference: 90157191800	Porsche 911 Porsche 914	2.0-3.3 1.7-2.0	08/68-07/85 01/69-02/76	Control Type: Pull switch control Colour: red Fitting Position: Dashboard
 Knob for heater lever, OE dark red	1688000800 For reference: 91442479201	Porsche 911 Porsche 912 Porsche 914/6	2.0-2.7 1.6 2.0	08/67-07/74 08/67-12/69 11/69-12/73	Trim Level: Knob, heater lever Colour: red
 Knob for heater lever, red	1688000900 For reference: 91142479101 91142479102 91142479203	Porsche 911	2.7-3.3	08/74-07/89	Trim Level: Knob, heater lever Colour: red

Description	Item no.	Application	Engine	Year	Criteria / Information
 <p data-bbox="92 524 359 546">Lambda sensor with 3 wires</p>	<p data-bbox="389 230 512 248">1693800100</p> <p data-bbox="389 250 528 268"><i>For reference:</i></p> <p data-bbox="389 271 520 288">96560612601</p> <p data-bbox="389 291 520 309">92860612400</p> <p data-bbox="389 311 520 329">92860612801</p> <p data-bbox="389 331 520 349">93060612400</p> <p data-bbox="389 351 520 369">93060612401</p> <p data-bbox="389 371 520 389">95160613500</p> <p data-bbox="389 392 520 409">96560612600</p> <p data-bbox="389 412 520 430">96560612601</p>	<p data-bbox="579 230 699 248">Porsche 911</p> <p data-bbox="579 250 735 268">Porsche 928 GT</p> <p data-bbox="579 271 751 288">Porsche 928 GTS</p> <p data-bbox="579 291 751 309">Porsche 928 S/S4</p> <p data-bbox="579 311 735 329">Porsche 928 S4</p> <p data-bbox="579 331 764 349">Porsche 944 Turbo</p> <p data-bbox="579 351 815 369">Porsche 964 Carrera RS</p> <p data-bbox="579 371 764 389">Porsche 964 Turbo</p> <p data-bbox="579 392 699 409">Porsche 968</p>	<p data-bbox="839 230 874 248">3.2</p> <p data-bbox="839 250 874 268">5.0</p> <p data-bbox="839 271 874 288">5.4</p> <p data-bbox="839 291 874 309">4.9</p> <p data-bbox="839 311 874 329">5.0</p> <p data-bbox="839 331 874 349">2.5</p> <p data-bbox="839 351 874 369">3.6</p> <p data-bbox="839 371 874 389">3.3</p> <p data-bbox="839 392 874 409">3.0</p>	<p data-bbox="1099 230 1214 248">08/83-08/89</p> <p data-bbox="1099 250 1214 268">01/89-07/91</p> <p data-bbox="1099 271 1214 288">08/91-11/95</p> <p data-bbox="1099 291 1214 309">08/86-07/91</p> <p data-bbox="1099 311 1214 329">08/86-07/91</p> <p data-bbox="1099 331 1214 349">08/85-07/91</p> <p data-bbox="1099 351 1214 369">06/91-09/93</p> <p data-bbox="1099 371 1214 389">08/90-09/93</p> <p data-bbox="1099 392 1214 409">06/91-11/95</p>	<p data-bbox="1238 230 1406 248">Number of pins: 3</p> <p data-bbox="1238 250 1481 268">Overall Length [mm]: 715</p> <p data-bbox="1238 271 1390 288">Lambda Sensor:</p> <p data-bbox="1238 291 1390 309">Regulating Probe</p> <p data-bbox="1238 311 1453 329">Fitting Position: before</p> <p data-bbox="1238 331 1406 349">catalytic converter</p>

BODY PARTS



BODY PARTS

911/S/SC/CARRERA - 2.7-3.2 L, 1974-1989 Impact bumper models

591110
591110ALU
591110RSR
591110RSRALU



Bonnet

591010-1 (L)
591010-2 (R)



Hinge for bonnet

591038



Fuel tank support holder, right

591100-8




Fuel tank, 85 L

591000-9




Fuel tank, 100 L

591001-5 (L)
591002-5 (R)



Inner front fender splash piece



591001-3



Fuel tank filler housing without flap

591001-2



Tank flap, left front wing

591103




Front apron with hole for fog light

591103-1



Front apron without hole for fog light

591101B (L)
591102B (R)
591101A (L)
591102A (R)



Front wing

591028



Cross panel, inner, in front body section

591026



Box wall in trunk

591027



Cup under steering shaft

591011 (L)
591012 (R)



Headlamp bucket

591127



Battery tray

591132-3

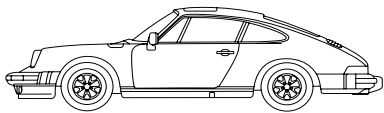


Repair panel for boot floor plate at VIN

591103-3 (L)
591103-4 (R)



Support for impact absorber



BODY PARTS

911/S/SC/CARRERA - 2.7-3.2 L, 1974-1989 Impact bumper models

591030



Roof without sunroof, complete

591129



Targa B-pillar cross cover, outer, black powder coating, with side louvres

591039-5 TARGA



Reinforcement plate set in aluminium for Targa roof

591139



Aluminium frame for Targa roof

591060



Repair piece along rear window, lower

**591043-4 (L)
591044-4 (R)**




Windscreen frame

**591061 (L)
591062 (R)**



Rear window corner, lower, left



591021-1



Repair piece for lower windshield frame at air inlet

**591035-1 (L)
591036-1 (R)**



Repair piece for door hinge pillar

**591035-2 (L)
591036-2 (R)**




Repair piece for door hinge pillar

**591035-3 (L)
591036-3 (R)**




Repair piece for door hinge pillar

591021-5



Front window frame, lower part

591021-0



Windscreen frame

**591040-1
591040-2**




B-pillar upholstery plate

**591035 (L), 74-83
591036 (R), 74-83
591135 (L), 84-89
591136 (R), 84-89**

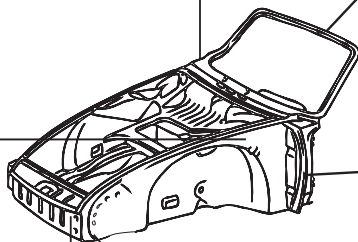


Door hinge pillar

**591017 (L)
591018 (R)**



Repair piece for windshield frame, left and right




**591013 (L)
591014 (R)**




Fender joining plate

**591175A (L)
591176A (R)**




Rocker panel trim, outer, left/right

**591175B (L)
591176B (R)**



Rocker panel trim, outer, left/right

591124



Partition wall

591124-1



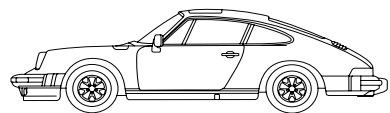
Partition wall with hole for aircondition

**591143-1 (L)
591144-1 (R)**




Wheel housing repair section, front

BODY PARTS



911/S/SC/CARRERA - 2.7-3.2 L, 1974-1989 Impact bumper models

591075-0



Heel plate/rear floor pan section by the tunnel

591168



Parcel shelf repair section under rear window, 74-76

591071-F



Floor pan, front, front section

591071-R



Floor pan, front, rear section

591072-1




Floor pan, outer repair section, right

591167-1
591167-2



1/2 rear seat well bottom plate

591072



Floor pan, half, right

591071-0




Floor pan, complete


591034-9



Long positioning pin for front axle, standard models



591071




Floor pan, half, left

591134-1 (L)
591134-2 (R)




Axle mounting

591100-0



Chassis floor, complete, bottom of car

591133



Front floor with suspension mounts

591071-1



Floor pan, outer repair section, left

590930



Reinforcement for front floor with suspension mounts

591133-1



Front suspension repair panel

591032-1 (L)
591032-2 (R)




Fuel tank support corner plate

591100-7



Pedal support bracket (weld on piece to the floor pan)

591100-0RHD



Chassis floor, complete, bottom of car, RHD

591133-2




Front floor with suspension mounts and axle tunnel

591133-9



Front suspension repair panel. With cut out for air condition

591133-5

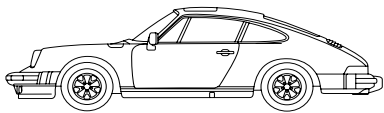


Reinforcement plate set for front floor section, left/right, without paint

591131



Fuel tank and battery support



BODY PARTS

911/S/SC/CARRERA - 2.7-3.2 L, 1974-1989 Impact bumper models

591041 (L), 74-77
591042 (R), 74-77
591141 (L), 77-89
591142 (R), 77-89

Door, complete

591189-1

Support tube for rear bumper, long, left/right

591189-2

Support tube for rear bumper, long, left/right

591085 (L) (2.7), 74-77
591086 (R) (2.7), 74-77
591185 (L)
591186 (R)

Lower bumper corner, rear

591041-1 (L)
591042-1 (R)


Door skin, complete, Aftermarket quality

591186-1

Lower bumper corner, rear, right, with cut out for tail pipe

591041-1ALU (L)
591042-1ALU (R)

Door skin, complete



591105

Protective plate for fuel tank

591041-1OE (L)
591042-1OE (R)

Door skin, complete, OE quality

591165

Engine hood, rear

591151 (L)
591152 (R)

Quarter panel, left and right, 74-77

591351 (L)
591352 (R)

Quarter panel, rear, complete with welded on Turbo wing flare (round torsion bar hole), right

591081 (L)
591082 (R)

Fender flare, rear, Carrera, left and right

591165-1

Inside frame for engine hood, rear. When using glass fibre skin with ducktail

591149 (L)
591150 (R)

Quarter panel, left and right, 74-77

591049-1 (L)
591050-1 (R)

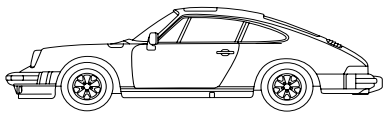
Repair panel for lower quarter panel, front

591047 (L)
591048 (R)

Door pillar

591064-1 (L)
591064-2 (R)


Hinge for engine lid



BODY PARTS


911/S/SC/CARRERA - 2.7-3.2 L, 1974-1989 Impact bumper models

591066




Engine rear lower panel

591097




Profile rail for cross member, rear, engine bay, 1 meter

591066-2



Engine rear lower panel, inner skin only

**591057-3 (L)
591058-3 (R)**




Side member front section

591066-1

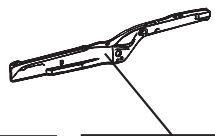



Engine rear lower panel, outer skin only


**591057-2 (L)
591058-2 (R)**



Side member rear section




**591077 (L)
591078 (R)**



Inner rocker panel

**591083-1
591084-1**




Inner frame rail/torsion tube reinforcement panel, galvanized

**591083 (L)
591084 (R)**



Inner rail piece

**93055910300
JP no. 1681000406**



Moulding for trim cover, rubber

**591075-1 (L)
591075-2 (R)**



Wheel case support

**591075-5
591075-6**



Rocker panel/wheel case support, inner

**591181 (L)
591182 (R)**




Gusset plate with floor jack support, left and right, 84-89

591066-99




Engine mounting bracket, left/right, pair

**591075 (L)
591076 (R)**




Door panel

**591096
591096-5**



Lower rear panel

591179

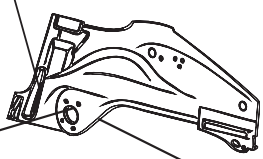


Jack receiver socket

591080



Jack receiver bracket



**591053 (L)
591054 (R)**




Repair panel for inner wing

591053-1



End bushing for torsion bar, left/right

591096-1



Lower rear panel with cut out for exhaust tail pipe in both left and right side

911 F & G SERIES

1.
Engine cover, left // Dansk no. 591091-5
 JP no. 1682600870 // OE ref. 901 106 702 00
 Fits: Porsche 911 (not Sportomatic) (2.0-2.7) 08/68-06/77

3.
Engine cover, lower, left // Dansk no. 591098-1
 JP no. 1682601070 // OE ref. 901 106 085 05
 Fits: Porsche 911 (2.0-3.0) 08/68-07/77

6.
Engine cover, front, left // Dansk no. 591091-3
 JP no. 1682601270 // OE ref. 901 106 071 01
 Fits: Porsche 911 (not Sportomatic) (2.0-2.7) 08/68-06/77

9.
Engine tin, rear, with hole for air condition hose, front air condition condenser // Dansk no. 591093B
 JP no. 1682601700 // OE ref. 930 106 085 04
 Fits: Porsche 911 a/c (not Turbo) (3.0) 08/79-07/83

10.
Engine cover with air hose passage, left // Dansk no. 591098-5
 JP no. 1682601570 // OE ref. 901 106 825 00
 Fits: Porsche 911 (2.0-3.3) 08/68-07/89

11.
Engine cover with air hose passage, right // Dansk no. 591098-6
 JP no. 1682601580 // OE ref. 901 106 826 00
 Fits: Porsche 911 (2.0-3.3) 08/68-07/89

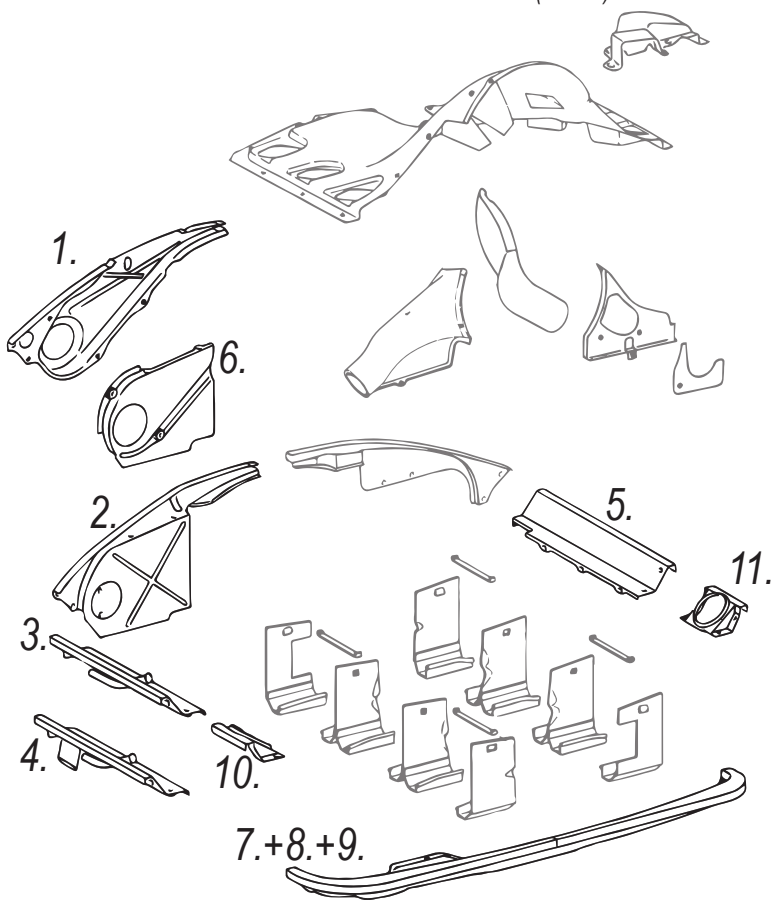
2.
Engine cover, front, left // Dansk no. 590992
 JP no. 1682601170 // OE ref. 901 106 081 04
 Fits: Porsche 911 (2.0) 01/63-07/68
 Porsche 912 (1.6) 01/65-07/68


4.
Engine cover, lower, left // Dansk no. 591098-3
 JP no. 1682601870 // OE ref. 901 106 083 04
 Fits: Porsche 911 (2.0-2.7) 08/71-07/73
 Porsche 911 (2.7) 08/73-07/77

7.
Engine tin, rear, without hole for air condition hose // Dansk no. 591093A
 JP no. 1682601600 // OE ref. 911 106 085 00
 Fits: Porsche 911 (not Turbo) (2.0-3.0) 01/63-07/83

5.
Engine cover, right, black metal // Dansk no. 590991-2
 JP no. 1682600780 // OE ref. 901 106 084 00
 Fits: Porsche 911 (2.0-3.0) 01/63-07/83
 Porsche 911 Turbo (3.0) 08/74-12/77


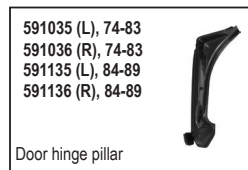
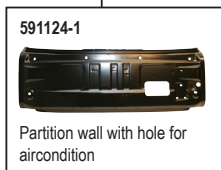

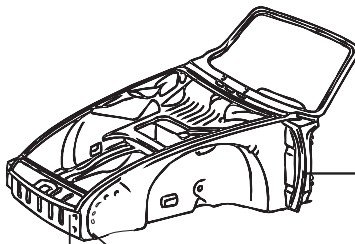


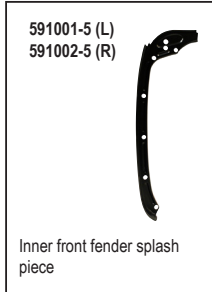

8.
Engine tin, rear, with hole for air condition hose. For models without front air condition condenser // Dansk no. 591093
 JP no. 1682600600 // OE ref. 901 106 085 05
 Fits: Porsche 911 (2.7-3.0) 08/73-07/79

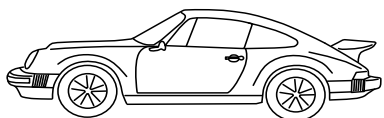




BODY PARTS

911/930 TURBO - 3.0-3.3 L Turbo, 1975-1989





BODY PARTS

911/930 TURBO - 3.0-3.3 L Turbo, 1975-1989

591167



Seat well with rear window parcel shelf

591167-1
591167-2



1/2 rear seat well bottom plate

591032-1 (L)
591032-2 (R)



Fuel tank support corner plate

591132-3



Repair panel for boot floor plate at VIN

591071-F



Floor pan, front, front section

591071-R



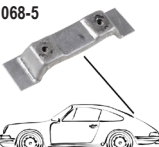
Floor pan, front, rear section

591075-0



Heel plate/rear floor pan section by the tunnel

591068-5



Parcel shelf bracket

591072-1




Floor pan, outer repair section, right


591034-9



Long positioning pin for front axle, standard models




591072




Floor pan, half, right

591335-1 (L)
591335-2 (R)



Axle mounting, front

591100-0




Chassis floor, complete, bottom of car

591133



Front floor with suspension mounts

591071-0



Floor pan, complete

590930



Reinforcement for front floor with suspension mounts

591071




Floor pan, half, left

591100-7




Pedal support bracket (weld on piece to the floor pan)

591100-0RHD



Chassis floor, complete, bottom of car, RHD

591133-1



Front suspension repair panel

591071-1




Floor pan, outer repair section, left

591133-5



Reinforcement plate set for front floor section, left/right, without paint

591131

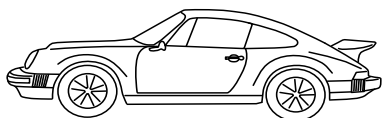


Fuel tank support with battery tray

591133-2



Front floor with suspension mounts and axle tunnel



BODY PARTS

911/930 TURBO - 3.0-3.3 L Turbo, 1975-1989

591041-1 (L)
591042-1 (R)



Door skin, complete,
Aftermarket quality

591189-2



Support tube for
rear bumper,
long, left/right

591385 (L)
591386 (R)



Lower bumper corner, rear

591165



Engine hood, rear, 3.0 Turbo 75-77

591041-10E (L)
591042-10E (R)



Door skin, complete, OE quality

591189-1



Support tube for rear
bumper, long, left/right

591064-1 (L)
591064-2 (R)




Hinge for engine lid

591041-1ALU (L)
591042-1ALU (R)



Door skin, complete



591141 (L)
591142 (R)




Door, complete (with collision
reinforcement)

591047 (L)
591048 (R)



Door pillar

591383 (L)
591384 (R)




Fender flare, rear

591000-8



Fuel tank, 62 L

591375



U/D

Rocker panel trim, outer, left

591049-1 (L)
591050-1 (R)



Repair panel for lower
quarter panel, front

591349 (L)
591350 (R)




Quarter panel, rear, complete with
welded on Turbo wing flare

591000-9



Fuel tank, 100 L

591376




U/D

Rocker panel trim, outer, right

591131




Fuel tank support with battery tray



BODY PARTS

911/930 TURBO - 3.0-3.3 L Turbo, 1975-1989

591139



Aluminium frame for Targa roof

591129



Targa B-pillar cross cover, outer, black powder coating, with side louvres

591039-5 TARGA



Reinforcement plate set in aluminium for Targa roof

**591061 (L)
591062 (R)**



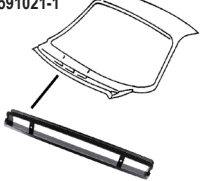
Rear window corner, lower, left

591030



Roof without sunroof, complete

591021-1




Air inlet repair section for windscreen frame

591060




Repair piece along rear window, lower


591021-5



Front window frame, lower part




591021-0




Windscreen frame

**591083-1
591084-1**




Inner frame rail/torsion tube reinforcement panel, galvanized

**591083 (L)
591084 (R)**



Inner rail piece

**591077 (L)
591078 (R)**



Inner rocker panel

**591075-1 (L)
591075-2 (R)**



Wheel case support

**591075-5
591075-6**




Rocker panel/wheel case support, inner

**591181 (L)
591182 (R)**




Gusset plate with floor jack support, left and right, 84-89

**591017 (L)
591018 (R)**



Repair piece for windshield frame

**591075 (L)
591076 (R)**



Door panel

591066-99




Engine mounting bracket, left/right, pair

591179



Jack receiver socket

591080




Jack receiver bracket

**591053 (L)
591054 (R)**



Repair panel for inner wing

591097





Profile rail for cross member, rear, engine bay, 1 meter

Description	Item no.	Application	Engine	Year	Criteria / Information
 <p>Oil cooler mounting damper</p>	1613550100 <i>For reference:</i> 93011019400 99970326300	Porsche 911 Porsche 911 Turbo Porsche 964 Turbo	3.0 3.3 3.3-3.6	08/79-07/83 08/79-07/89 08/90-09/93	Trim Level: Damper for mounting
 <p>Fuel tank, 85 L</p>	1615600200 <i>For reference:</i> 591100-8 93020101002 93020101004 93020101005 Dansk ORIGINAL	Porsche 911	2.7-3.3	08/73-07/89	Fuel Tank Capacity [l]: 85
 <p>Fuel tank, 100 L</p>	1615600500 <i>For reference:</i> 591000-9 90120101030 Dansk ORIGINAL	Porsche 911 (74-89 modifications needed)	2.0-3.3	10/64-07/89	Fuel Tank Capacity [l]: 100
 <p>Seal between fuel tank and body, foam, 2500 mm</p>	1615650300 <i>For reference:</i> 111201621C 111201621C 113201621 113201621 90150493220	Porsche 911 VW Baja VW Buggy VW Karmann Ghia VW Type 1 not 1302/03	2.0-3.3 1.2-1.6 1.2-1.6 1.2-1.6 1.2-1.6	10/64-07/89 08/68-12/86 08/63-07/71 08/60-07/74 08/60-12/86	Trim Level: Tank/body seal only
 <p>Hose for fuel filler neck, rubber, outer Ø60 mm, inner Ø51 mm, length 132 mm</p>	1615650400 <i>For reference:</i> 91120151500	Porsche 911 Porsche 912	2.0-3.3 1.6	10/64-07/89 01/65-02/70	Trim Level: For filler neck

Description	Item no.	Application	Engine	Year	Criteria / Information
 <p>Fuel tank overflow hose for filler neck, Ø 20 mm, L = 600 mm</p>	1615650500 <i>For reference:</i> 96420115300	Porsche 911 Porsche 912 Porsche 964 Porsche 993	2.0-3.3 1.6 3.3-3.6 3.6-3.8	10/64-07/89 01/65-02/70 12/88-06/94 10/93-09/97	Trim Level: Overflow hose Diameter [mm]: 20 Length [mm]: 600
 <p>Cap, fuel tank</p>	1115650600 <i>For reference:</i> 191201551 191201551A 443201129A 443201129H 443201129J 443201129S 443201129T 447201129 533201551F 6U0201553 Jopex	Porsche 911 Porsche 964 Porsche 993 VW Golf/Jetta VW Transporter T4	3.0-3.3 3.3-3.6 3.6-3.8 1.0-1.8 (incl. D) 1.9-2.8 (incl. D)	08/79-07/89 12/88-06/94 10/93-09/97 08/83-12/92 05/99-06/03	Supplementary Article/Info 2: with breather valve Supplementary Article/Info 2: without support strap Lock System: with lock Lock System: with key
 <p>Cap, fuel tank</p>	1115650602 <i>For reference:</i> 191201551 191201551A 443201129A 443201129H 443201129J 443201129S 443201129T 447201129 533201551F 6U0201553	Porsche 911 Porsche 964 Porsche 993 VW Golf/Jetta VW Transporter T4	3.0-3.3 3.3-3.6 3.6-3.8 1.0-1.8 (incl. D) 1.9-2.8 (incl. D)	08/79-07/89 12/88-06/94 10/93-09/97 08/83-12/92 05/99-06/03	Supplementary Article/Info 2: with breather valve Supplementary Article/Info 2: without support strap Lock System: with lock Lock System: with key
 <p>Fuel filler neck sleeve, rubber</p>	1615650700 <i>For reference:</i> 90120159120 90120159121	Porsche 911 Porsche 912	2.0-3.3 1.6	10/64-07/89 01/65-02/70	Trim Level: Sleeve for neck Material: Rubber Suited for fuel type: Super (E10)
 <p>Fuel tank and oil cap, without lock, metal</p>	1615651200 <i>For reference:</i> 90120127100 90120127101	Porsche 911 Porsche 912 Porsche 914	2.0-3.0 1.6 1.7-2.0	10/64-07/77 01/65-02/70 01/69-02/76	Lockable: not lockable Material: Metal











Description	Item no.	Application	Engine	Year	Criteria / Information
 <p>Spring ring for fuel filler sleeve</p>	1615651300 <i>For reference:</i> 99915200400	Porsche 911	2.0-3.3	10/64-07/89	Specification: Spring ring
 <p>Fuel overflow socket</p>	1615651400 <i>For reference:</i> 90120159300 91120159300	Porsche 911 Porsche 912	2.0-3.3 1.6	10/64-07/89 01/65-02/70	Specification: Fuel overflow socket
 <p>Washer for screw plug (JP No. 1615652100)</p>	1615652300 <i>For reference:</i> 90012301130	Porsche 911 Fuel tank Porsche 911 Gearbox Porsche 928 Gearbox Porsche 964 Gearbox Porsche 993 Gearbox Porsche Cayenne (9PA) Crankcase	2.0-2.7 3.2-3.3 4.5-5.4 3.3-3.6 3.6-3.8 3.2-4.5	08/65-07/73 08/86-07/89 09/77-11/95 12/88-06/94 10/93-09/97 09/02-08/05	for article number: 1615652100
 <p>Seal for fuel tank filter</p>	1615652400 <i>For reference:</i> 91120114300	Mercedes Pagoda (W113) Porsche 911	2.5 2.8 2.0-3.3	01/66-03/71 08/69-07/89	Fitting Position: in fuel tank
 <p>Ventilation hose for fuel tank, clear, Ø9 mm, length 1000 mm</p>	1615652900 <i>For reference:</i> 00004320520	Porsche 911 Porsche 912	2.0-2.7 1.6	10/64-01/76 01/65-02/70	Diameter [mm]: 9 Length [mm]: 1000








Description	Item no.	Application	Engine	Year	Criteria / Information
 <p>Fuel tank cap without lock. Made of plastic</p>	1615653200 <i>For reference:</i> 91120127201 91120127202 96420127200 99320127100	Porsche 911 Porsche 964 Porsche 993	3.0-3.3 3.3-3.6 3.6-3.8	08/77-07/89 12/88-06/94 10/93-09/97	Lock System: without lock Material: Plastic
 <p>Sender for fuel gauge, 62 & 85 L tank</p>	1615800200 <i>For reference:</i> 90174180100 91464180210	Porsche 911 Porsche 912 Porsche 914	2.0-3.3 1.6-2.0 1.7-2.0	10/64-07/89 01/65-02/70 01/69-02/76	Sensor Type: Tube Sensor Fuel Tank Capacity [l]: 62 Fuel Tank Capacity [l]: 85
 <p>Sender for fuel gauge, 100 L tank</p>	1615800500 <i>For reference:</i> 90174180101	Porsche 911	2.0-3.3	10/64-07/89	Fuel Tank Capacity [l]: 100
 <p>Gasket for fuel and oil level sender. Made of cork</p>	1615850100 <i>For reference:</i> 91420189100	Porsche 911 Porsche 912 Porsche 914	2.0-3.3 1.6 1.7-2.0	10/64-07/89 01/65-12/69 01/69-02/76	Material: Cork
 <p>Gasket for fuel tank sender. Made of gasoline resistant NBR rubber</p>	8115850100 <i>For reference:</i> 113919133 113919133 477919133 Jopex	Porsche 911 Porsche 914 Porsche 924 Porsche 944 VW 181 VW Baja VW Buggy VW Karmann Ghia VW Transporter T1 VW Transporter T2 VW Type 1 VW Type 3 VW Type 4	2.2-3.3 1.7-2.0 2.0-2.5 2.5 1.5-1.6 1.2-1.6 1.2-1.6 1.2-1.6 1.2-1.5 1.6-1.7 1.2-1.6 1.5-1.6 1.7-1.8	08/70-07/89 01/69-02/76 11/75-08/89 06/81-07/84 09/69-02/79 08/68-12/86 08/63-07/71 08/55-07/74 01/50-07/67 08/67-01/73 08/61-12/86 04/61-07/73 07/68-06/73	Fitting Position: in fuel tank Material: Nitrile Chemical Properties: Fuel-Resistant











Description	Item no.	Application	Engine	Year	Criteria / Information
 <p>Gasket for fuel tank sender</p>	8115850308 <i>For reference:</i> 98-2037-B 113919133 113919133 477919133 	Porsche 911 Porsche 914 Porsche 924 Porsche 944 VW 181 VW Baja VW Buggy VW Karmann Ghia VW Transporter T1 VW Transporter T2 VW Type 1 VW Type 3 VW Type 4	2.2-3.3 1.7-2.0 2.0-2.5 2.5 1.5-1.6 1.2-1.6 1.2-1.6 1.2-1.6 1.2-1.5 1.6-1.7 1.2-1.6 1.5-1.6 1.7-1.8	08/70-07/89 01/69-02/76 11/75-08/89 06/81-07/84 09/69-02/79 08/68-12/86 08/63-07/71 08/55-07/74 01/50-07/67 08/67-01/73 08/61-12/86 04/61-07/73 07/68-06/73	Fitting Position: in fuel tank
 <p>Fuel filter for fuel tank</p>	1618700500 <i>For reference:</i> 1074710135 1114700686 91120114100 A1074710135 A1114700686	Mercedes /8 (W114) Mercedes /8 (W115) Mercedes Coupe (W111) Mercedes Heckflosse (W110) Mercedes Heckflosse (W111/112) Mercedes Pagoda (W113) Mercedes S (W108/109) Mercedes SL (R107) Mercedes SLC (C107) Porsche 911	2.2-2.8 2.0-3.0 2.2-3.5 1.9-2.3 2.2-3.0 2.5 2.8 2.5-6.3 2.8-5.6 2.8-5.0 2.0-3.3	01/68-11/76 01/68-12/76 01/61-12/71 04/61-02/68 08/59-01/68 01/66-03/71 01/66-08/72 05/71-08/89 01/72-09/81 08/71-07/89	Fitting Position: in fuel tank Filter type: Spin-on Filter
 <p>Stone guard for air condition condenser</p>	1628000400 <i>For reference:</i> 91157305801	Porsche 911	2.0-3.3	08/68-07/89	Trim Level: Condenser Trim Level: Stone guard
 <p>Bonnet and engine hood cable</p>	1670700303 <i>For reference:</i> 90151107320 90151107321	Porsche 911 Coupe front Porsche 911 front Porsche 911 front Porsche 911 rear Porsche 964 rear	2.0-2.4 2.0 2.7-3.3 2.0-3.3 3.6	08/69-07/73 10/64-07/69 08/73-07/89 10/64-07/89 07/89-07/90	
 <p>Guide tube for bonnet cable, 1750 mm</p>	1670750200 <i>For reference:</i> 90150218122	Porsche 911	2.0-3.3	10/64-07/89	Trim Level: Guide tube Length [mm]: 1750

Description	Item no.	Application	Engine	Year	Criteria / Information
 <p>Guide tube for engine hood cable, 1800 mm</p>	1670750300 <i>For reference:</i> 91150248300	Porsche 911	2.0-3.3	10/64-07/89	Trim Level: Guide tube Fitting Position: Engine Compartment Length [mm]: 1800
 <p>Bonnet</p>	1680100200 <i>For reference:</i> 591110 91151101001 91151101003 91151101003GRV 91151101004 91151101004GRV Dansk ORIGINAL	Porsche 911	2.7-3.3	08/73-07/89	
 <p>Bonnet, aluminium on steel frame. For racing cars only – fragile alu material, total weight 8.10 kg</p>	1680100600 <i>For reference:</i> 591110ALU 91151101001 91151101001GRV Dansk ORIGINAL	Porsche 911	2.7-3.3	08/73-07/89	Supplementary Article/Info 2: Only for racing purposes Material: Aluminium Trim Level: Fragile material Weight [kg]: 8,1
 <p>Bonnet with fuel filler hole in the middle "RSR look"</p>	1680101400 <i>For reference:</i> 591110RSR 91151101001 Dansk ORIGINAL	Porsche 911	2.7-3.3	08/73-07/89	Trim Level: w/hole for fuel fill
 <p>Bonnet, aluminium on steel frame and with fuel filler hole in the middle, RSR look</p>	1680101500 <i>For reference:</i> 591110RSRALU Dansk ORIGINAL	Porsche 911	2.7-3.3	08/73-07/89	Material: Aluminium Machined: with hole for tank pipe Version: RSR look











Description	Item no.	Application	Engine	Year	Criteria / Information
 <p>Rubber stop for bonnet/ tailgate</p>	1680150100 <i>For reference:</i> 99970314040	Porsche 911 (tailgate) Porsche 928 (tailgate) Porsche 944 Cabrio (tailgate) Porsche 968 (bonnet) Porsche 968 Cabrio (tailgate) Porsche 991 (bonnet) Porsche 996 (bonnet/tailgate) Porsche 997 (bonnet/tailgate) Porsche Boxster (981) (bonnet)	2.7-3.3 4.7-5.4 2.5-3.0 3.0 3.0 3.4-3.8 3.4-3.6 3.6-4.0 2.7-3.4	08/73-07/89 08/83-11/95 12/88-07/91 06/91-11/95 06/91-07/92 12/11-07/13 09/97-08/05 07/04-12/12 04/12-07/13	
 <p>Rubber stop for bonnet, front/ rear, for height adjustment, 4 pieces needed per car</p>	1680150200 <i>For reference:</i> 311823499A 311823499A 99970303650	Porsche 911 Porsche 912 Porsche 914	2.0-3.3 1.6 1.7-2.0	10/64-07/89 01/65-02/70 01/69-02/76	Fitting Position: Front and Rear Required quantity: 4 adjustable: Height Adjustable
 <p>Engine hood, rear</p>	1680200300 <i>For reference:</i> 591165 91151201056 91151201065 91151290301 91151290302 Dansk ORIGINAL	Porsche 911	2.7-3.2	08/73-07/89	Trim Level: Engine lid
 <p>Inside frame for engine hood, rear. When using glass fibre skin with ducktail</p>	1680250200 <i>For reference:</i> DAN91151201056 DAN91151201065 DAN91151290301 DAN91151290302 Dansk ORIGINAL	Porsche 911	2.7-3.2	08/73-07/89	Trim Level: Engine lid Trim Level: Inner frame
 <p>Front wing, long, 1398 mm, left. Without hole for indicator</p>	1680300270 <i>For reference:</i> 591101B 91150303104 91150303107 91150303108 91150303110 Dansk ORIGINAL	Porsche 911	2.7-3.2	08/73-07/85	Fitting Position: Left Front Length [mm]: 1398

Description	Item no.	Application	Engine	Year	Criteria / Information
 <p>Front wing, long, 1398 mm, right. Without hole for indicator</p>	1680300280 <i>For reference:</i> 591102B 91150303202 91150303203 91150303205 	Porsche 911	3.0-3.2	08/77-07/85	Fitting Position: Right Front Length [mm]: 1398
 <p>Wing flare, front, turbo, left</p>	1680300470 <i>For reference:</i> 591311 93050330700 	Porsche 911 Turbo	3.0-3.3	01/75-07/89	Fitting Position: Left Front
 <p>Wing flare, front, turbo, right</p>	1680300480 <i>For reference:</i> 591312 93050330800 	Porsche 911 Turbo	3.0-3.3	01/75-07/89	Fitting Position: Right Front
 <p>Front wing, short, 1390 mm, left. Without hole for indicator</p>	1680300970 <i>For reference:</i> 591101A 91150303109 	Porsche 911	3.2	08/85-07/89	Fitting Position: Left Front short version: Length [mm]: 1390
 <p>Front wing, short, 1390 mm, right. Without hole for indicator</p>	1680300980 <i>For reference:</i> 591102A 91150303200 91150303204 91150303210 	Porsche 911 Porsche 911	2.7 3.2	08/73-07/77 08/85-07/89	Fitting Position: Right Front short version: Length [mm]: 1390









Description	Item no.	Application	Engine	Year	Criteria / Information
 <p>Front wing corner structure, left</p>	1680301470 <i>For reference:</i> 591001-10 	Porsche 911	2.0-3.3	10/64-07/89	Fitting Position: Left Front Panel Type: Corner Panel
 <p>Front wing corner structure, right</p>	1680301480 <i>For reference:</i> 591002-10 	Porsche 911	2.0-3.3	10/64-07/89	Fitting Position: Right Front Panel Type: Corner Panel
 <p>Inner front wing splash piece, left</p>	1680350370 <i>For reference:</i> 591001-5 DAN50303100 DAN91150303100 	Porsche 911 Porsche 964	2.0-3.3 3.3-3.6	10/64-07/89 12/88-07/94	Fitting Position: Left Front Panel Type: Inner-wing Panel Section: Rear Section
 <p>Inner front wing splash piece, right</p>	1680350380 <i>For reference:</i> 591002-5 DAN50303200 DAN91150303200 	Porsche 911 Porsche 964	2.0-3.3 3.3-3.6	10/64-07/89 12/88-07/94	Fitting Position: Right Front Panel Type: Inner-wing Panel Section: Rear Section
 <p>Mounting kit for one wing, front, left/right</p>	1680350510 <i>For reference:</i> 91150300100 DAN50300100	Porsche 911 Porsche 912	2.0-3.3 1.6	10/64-07/89 01/65-02/70	Fitting Position: Left Front Fitting Position: Right Front


Description	Item no.	Application	Engine	Year	Criteria / Information
 <p>Repair section for front wing, outer, towards A-pillar, left</p>	1680351070 <i>For reference:</i> 591001-8 DAN90150303123 	Porsche 911	2.0-3.3	08/68-07/89	Fitting Position: Left Front Fitting Position: outer Specification: Towards A-pillar Repair Panel: Repair Panel
 <p>Repair section for front wing, outer, towards A-pillar, right</p>	1680351080 <i>For reference:</i> 591002-8 DAN90150303223 	Porsche 911	2.0-3.3	08/69-07/89	Fitting Position: Right Front Fitting Position: outer Specification: Towards A-pillar Repair Panel: Repair Panel
 <p>Wing flare, rear, left</p>	1680400170 <i>For reference:</i> 591383 93050390700 	Porsche 911 Turbo	3.0-3.3	01/75-07/89	Fitting Position: Left Rear
 <p>Wing flare, rear, right</p>	1680400180 <i>For reference:</i> 591384 93050390800 	Porsche 911 Turbo	3.0-3.3	01/75-07/89	Fitting Position: Right Rear
 <p>Lower wing panel, rear, left</p>	1680400270 <i>For reference:</i> 591385 93050306700 93050306700GRV 	Porsche 911 Turbo	3.0-3.3	01/75-07/89	Fitting Position: Left Rear Fitting Position: Lower

Description	Item no.	Application	Engine	Year	Criteria / Information
 <p>Lower wing panel, rear, right</p>	1680400280 <i>For reference:</i> 591386 93050306800 93050306800GRV Dansk ORIGINAL	Porsche 911 Turbo	3.0-3.3	01/75-07/89	Fitting Position: Right Rear Fitting Position: Lower
 <p>Quarter panel, rear, left</p>	1680400570 <i>For reference:</i> 591149 91150306104 Dansk ORIGINAL	Porsche 911 Coupé	2.7	08/73-07/77	Fitting Position: Left Rear Panel Type: Full Body Section
 <p>Quarter panel, rear, right</p>	1680400580 <i>For reference:</i> 591150 91150306204 Dansk ORIGINAL	Porsche 911 Coupé	2.7	08/73-07/77	Fitting Position: Right Rear Panel Type: Full Body Section
 <p>Quarter panel, rear, left</p>	1680400670 <i>For reference:</i> 591151 91150306144 Dansk ORIGINAL	Porsche 911 Targa	2.7	08/73-07/77	Fitting Position: Left Rear Panel Type: Full Body Section
 <p>Quarter panel, rear, right</p>	1680400680 <i>For reference:</i> 591152 91150306244 Dansk ORIGINAL	Porsche 911 Targa	2.7	08/73-07/77	Fitting Position: Right Rear Panel Type: Full Body Section







Description	Item no.	Application	Engine	Year	Criteria / Information
 Wing flare, rear, Carrera, left	1680450370 For reference: 591081 91150360703 	Porsche 911	2.0-3.0	08/68-07/77	Fitting Position: Left Rear Specification: Carrera RS extension
 Wing flare, rear, Carrera, right	1680450380 For reference: 591082 91150360803 	Porsche 911	2.0-3.0	08/68-07/77	Fitting Position: Right Rear Specification: Carrera RS extension
 Front cross panel	1680500300 For reference: 591124 91150109904 91150109906 	Porsche 911	2.7-3.3	08/73-07/83	Fitting Position: Front Section: Front Section Panel Type: Lock Panel Repair Panel: Repair Panel
 Front cross panel with hole for aircondition	1680500500 For reference: 591124-1 91150109907 	Porsche 911	2.7-3.3	08/73-07/83	Fitting Position: Front Section: Front Section Panel Type: Lock Panel Repair Panel: Repair Panel Machined: with hole(s) for heater cooler
 Front apron with hole for fog light	1680500700 For reference: 591103 91150304904 91150304904GRV 91150397100 91150397100GRV 	Porsche 911	2.7-3.2	08/73-07/89	Machined: with hole(s) for fog lights








Description	Item no.	Application	Engine	Year	Criteria / Information
 <p>Front apron without hole for fog light</p>	1680500800 <i>For reference:</i> 591103-1 91150304900 91150304900GRV 91150397101 	Porsche 911	2.7-3.2	08/73-07/89	Machined: without hole(s) for fog lights
 <p>Front apron with hole for fog light</p>	1680501000 <i>For reference:</i> 591303 93050397100 93050397100GRV 	Porsche 911 Turbo	3.3	09/77-07/89	Machined: with hole(s) for fog lights
 <p>Protection plate for fuel tank</p>	1680502600 <i>For reference:</i> 591105 91134116104 91134116105 93034102102 	Porsche 911 (not Turbo)	2.7-3.2	08/73-07/89	Trim Level: Protective plate Trim Level: fuel tank
 <p>Front panel, inner, in front body section</p>	1680502800 <i>For reference:</i> 591028 90150104137 91150121301 91150121302 	Porsche 911	2.0-3.3	08/68-07/83	Panel Type: Attachment Panel Fitting Position: inner Section: Front Section
 <p>Box wall in luggage compartment</p>	1680502900 <i>For reference:</i> 591026 90150104333 	Porsche 911	2.0-3.3	08/68-07/83	Panel Type: Attachment Panel Section: Inner Section Trim Level: Box wall in trunk

Description	Item no.	Application	Engine	Year	Criteria / Information
 Cup under steering shaft	1680503000 For reference: 591027 90150135432 	Porsche 911	2.0-3.3	10/64-07/89	Panel Type: Attachment Panel Trim Level: Cup, steering shaft
 Wing section at front indicator, left. Used for backdating when converting 911 and 964 models	1680503570 For reference: 591001-6 	Porsche 911 Porsche 964	2.0-3.3 3.3-3.6	10/64-07/89 12/88-06/94	Fitting Position: Left Front Section: Front Section
 Wing section at front indicator, right. Used for backdating when converting 911 and 964 models	1680503580 For reference: 591002-6 	Porsche 911 Porsche 964	2.0-3.3 3.3-3.6	10/64-07/89 12/88-06/94	Fitting Position: Right Front Section: Front Section
 Bonnet lock cover for front cross panel	1680550100 For reference: 91155508500	Porsche 911 Porsche 912E	2.7-3.3 2.0	08/73-07/89 09/75-12/76	Trim Level: Cover, bonnet lock
 Lower rear panel	1680600300 For reference: 591096 91150517108 91150517108GRV 	Porsche 911	3.2	08/83-07/89	Section: Lower Section Panel Type: Rear Panel Repair Panel: Repair Panel

Description	Item no.	Application	Engine	Year	Criteria / Information
 <p>Lower bumper corner, rear, left</p>	1680600670 <i>For reference:</i> 591085 91150306702 91150306702GRV Dansk ORIGINAL	Porsche 911 (not Carrera)	2.7	08/73-07/77	Panel Type: Rear Panel Fitting Position: Lower Left
 <p>Lower bumper corner, rear, right</p>	1680600680 <i>For reference:</i> 591086 91150306802 91150306802GRV Dansk ORIGINAL	Porsche 911 (not Carrera)	2.7	08/73-07/77	Panel Type: Rear Panel Fitting Position: Lower Right
 <p>Lower bumper corner, rear, left</p>	1680600770 <i>For reference:</i> 591185 91150306703 Dansk ORIGINAL	Porsche 911 Carrera	2.7-3.2	08/73-07/89	Panel Type: Rear Panel Fitting Position: Lower Left
 <p>Lower bumper corner, rear, right</p>	1680600780 <i>For reference:</i> 591186 91150306803 Dansk ORIGINAL	Porsche 911 Carrera	2.7-3.2	08/77-07/89	Panel Type: Rear Panel Fitting Position: Lower Right
 <p>Parcel shelf repair section under rear window</p>	1680601000 <i>For reference:</i> 591168 90150308123 DAN50208100 DAN91150208100 Dansk ORIGINAL	Porsche 911 (LWB)	2.0-2.7	08/71-07/76	Panel Type: Attachment Panel Section: Rear Section Section: Upper section Trim Level: Parcel shelf Wheelbase: long wheelbase




Description	Item no.	Application	Engine	Year	Criteria / Information
 <p>Rear window corner, lower, left</p>	1680601170 <i>For reference:</i> 591061 DAN50308701 DAN91150308701 	Porsche 911	2.0-3.3	10/64-07/89	Panel Type: Corner Panel Fitting Position: Left Rear Fitting Position: Lower Trim Level: By rear window
 <p>Rear window corner, lower, right</p>	1680601180 <i>For reference:</i> 591062 DAN50308702 DAN91150308702 	Porsche 911	2.0-3.3	10/64-07/89	Panel Type: Corner Panel Fitting Position: Right Rear Fitting Position: Lower Trim Level: By rear window
 <p>Lower bumper corner, rear, right, with cut out for tail pipe (when using dual tail pipe sports exhaust)</p>	1680601280 <i>For reference:</i> 591186-1 DAN50306803 DAN91150306803 	Porsche 911 Carrera	2.7-3.2	08/77-07/89	Panel Type: Attachment Panel Fitting Position: Right Rear Fitting Position: Lower Machined: with hole(s) for exhaust pipe
 <p>Lower rear panel with cut out for exhaust tail pipe in both left and right side</p>	1680601300 <i>For reference:</i> 591096-1 DAN50517101 DAN91150517101 DAN91150517108 	Porsche 911 (not Turbo)	2.7-3.2	08/73-07/89	Section: Lower Section Panel Type: Rear Panel Repair Panel: Repair Panel Machined: with hole(s) for exhaust pipe
 <p>Engine rear lower panel</p>	1680601400 <i>For reference:</i> 591066 91150708000 91150708001 	Porsche 911	2.7-3.2	08/73-07/89	Panel Type: Attachment Panel Fitting Position: Engine Compartment Fitting Position: Lower










Description	Item no.	Application	Engine	Year	Criteria / Information
 <p>Targa B-pillar cross cover, outer, black primed, with side louvres</p>	1680602100 <i>For reference:</i> 591129 91156504348 	Porsche 911 Targa	2.7-3.3	08/73-07/89	Panel Type: Attachment Panel Fitting Position: B-Pillar Trim Level: For Targa Material: Steel Surface: primed Colour: black
 <p>Repair piece along rear window, lower</p>	1680602300 <i>For reference:</i> 591060 DAN50308801 DAN91150308801 	Porsche 911	2.0-3.3	10/64-07/89	Trim Level: At rear window Panel Type: Attachment Panel Repair Panel: Repair Panel Fitting Position: Lower
 <p>Repair panel for lower quarter panel, front, left</p>	1680602470 <i>For reference:</i> 591049-1 DAN50306100 DAN91150306100 	Porsche 911	2.0-3.3	10/64-07/89	Panel Type: Attachment Panel Repair Panel: Repair Panel Fitting Position: Wing Fitting Position: Lower Left Section: Front Section
 <p>Repair panel for lower quarter panel, front, right</p>	1680602480 <i>For reference:</i> 591050-1 DAN50306200 DAN91150306200 	Porsche 911	2.0-3.3	10/64-07/89	Panel Type: Attachment Panel Repair Panel: Repair Panel Fitting Position: Wing Fitting Position: Lower Right Section: Front Section
 <p>Engine rear lower panel, outer skin only. With weld-through primer</p>	1680602500 <i>For reference:</i> 591066-1 DAN50105700 DAN50108700 DAN90150105700 DAN90150108700 	Porsche 911	2.7-3.2	08/73-07/89	Panel Type: Attachment Panel Fitting Position: Engine Compartment Fitting Position: Lower Section: Outer section

Description	Item no.	Application	Engine	Year	Criteria / Information
 <p>Engine rear lower panel, inner skin only. With weld-through primer</p>	1680602600 <i>For reference:</i> 591066-2 90150182021 	Porsche 911	2.0-3.2	10/64-07/89	Panel Type: Attachment Panel Fitting Position: Engine Compartment Fitting Position: Lower Section: Inner Section
 <p>Lower rear panel</p>	1680603200 <i>For reference:</i> 591096-5 91150517101 	Porsche 911 (not Turbo)	2.7-3.0	08/73-07/83	Section: Lower Section Panel Type: Rear Panel Repair Panel: Repair Panel
 <p>Lower rear panel, no cut-out, fiberglass</p>	1680603800 <i>For reference:</i> 591096-GT 91150517108 DAN91150517108 	Porsche 911	2.7-3.3	08/73-07/89	Section: Lower Section Panel Type: Rear Panel Repair Panel: Repair Panel Material: Fiberglass
 <p>Plastic screw for Targa bar, 24 mm, 4 pieces needed per car</p>	1680650100 <i>For reference:</i> 90180115340	Porsche 911 Targa Porsche 912 Targa Porsche 964 Targa	2.0-3.3 1.6 3.6	11/64-07/89 03/65-02/70 12/88-09/93	Trim Level: Screw, Targa bar Length [mm]: 24 Material: Plastic Required quantity: 4
 <p>Parcel shelf bracket, 2 pieces needed</p>	1680650300 <i>For reference:</i> 591068-5 90150308140 	Porsche 911	2.0-3.3	10/64-07/89	Trim Level: Parcel shelf bracket Panel Type: Rear Panel Required quantity: 2

Description	Item no.	Application	Engine	Year	Criteria / Information
 <p>Parcel shelf bracket repair section under window</p>	1680650600 <i>For reference:</i> 591168-6 91150308152 	Porsche 911	2.7-3.3	08/73-07/89	Fitting Position: Vehicle rear window Repair Panel: Repair Panel Panel Type: Attachment Panel
 <p>Door, complete (without collision reinforcement), left</p>	1680700170 <i>For reference:</i> 591041 91153100500 91153100506 91153100509 91153100515 91153100516 	Porsche 911	2.4-3.0	08/72-07/77	Fitting Position: Left Front Supplementary Article/ Supplementary Info: without reinforcement
 <p>Door, complete (without collision reinforcement), right</p>	1680700180 <i>For reference:</i> 591042 91153100600 91153100606 91153100609 91153100615 91153100616 	Porsche 911	2.4-3.0	08/72-07/77	Fitting Position: Right Front Supplementary Article/ Supplementary Info: without reinforcement
 <p>Door, complete (with collision reinforcement), left</p>	1680700570 <i>For reference:</i> 591141 91153100521 91153100522 91153100523 	Porsche 911	3.0-3.3	08/77-07/89	Fitting Position: Left Front
 <p>Door, complete (with collision reinforcement), right</p>	1680700580 <i>For reference:</i> 591142 91153100621 91153100622 91153100623 	Porsche 911	3.0-3.3	08/77-07/89	Fitting Position: Right Front

Description	Item no.	Application	Engine	Year	Criteria / Information
 Door skin, complete, left, aftermarket quality	1680900270 For reference: 591041-1 91153120100 DAN53100522 DAN91153100522 	Porsche 911 Porsche 964 Porsche 993	2.0-3.3 3.3-3.6 3.6-3.8	10/64-07/89 12/88-06/94 10/93-09/97	Fitting Position: Left Section: Outer section Panel Type: Attachment Panel Repair Panel: Repair Panel
 Door skin, complete, right, aftermarket quality	1680900280 For reference: 591042-1 91153120200 DAN53100622 DAN91153100622 	Porsche 911 Porsche 964 Porsche 993	2.0-3.3 3.3-3.6 3.6-3.8	10/64-07/89 12/88-06/94 10/93-09/97	Fitting Position: Right Section: Outer section Panel Type: Attachment Panel Repair Panel: Repair Panel
 Door skin, complete, aluminium, for racing use only, left, 1.85 kg	1680900570 For reference: 591041-1ALU 91153120100 DAN53100500 DAN91153100500 	Porsche 911 Porsche 964 Porsche 993	2.0-3.3 3.3-3.6 3.6-3.8	10/64-07/89 12/88-06/94 10/93-09/97	Fitting Position: Left Section: Outer section Panel Type: Attachment Panel Repair Panel: Repair Panel Material: Aluminium Trim Level: For racing use only Weight [kg]: 1,85
 Door skin, complete, aluminium, for racing use only, right, 1.85 kg	1680900580 For reference: 591042-1ALU 91153120200 DAN53100600 DAN91153100600 	Porsche 911 Porsche 964 Porsche 993	2.0-3.3 3.3-3.6 3.6-3.8	10/64-07/89 12/88-06/94 10/93-09/97	Fitting Position: Right Section: Outer section Panel Type: Attachment Panel Repair Panel: Repair Panel Material: Aluminium Trim Level: For racing use only Weight [kg]: 1,85
 Door skin, complete, OE quality, left	1680900870 For reference: 591041-1OE 91153120100 DAN53100522 DAN91153100522 	Porsche 911 Porsche 964 Porsche 993	2.0-3.3 3.3-3.6 3.6	10/64-07/89 12/88-06/94 10/93-09/97	Fitting Position: Left Front Repair Panel: Repair Panel Panel Type: Side Panel Quality: OE

Description	Item no.	Application	Engine	Year	Criteria / Information
 <p>Door skin, complete, OE quality, right</p>	1680900880 <i>For reference:</i> 591042-1OE 91153120200 DAN53100622 DAN91153100622 Dansk ORIGINAL	Porsche 911 Porsche 964 Porsche 993	2.0-3.3 3.3-3.6 3.6	10/64-07/89 12/88-06/94 10/93-09/97	Fitting Position: Right Front Repair Panel: Repair Panel Panel Type: Side Panel Quality: OE
 <p>Door sill outer, left</p>	1681000370 <i>For reference:</i> 591075 91150340104 91150340105 91150340105GRV Dansk ORIGINAL	Porsche 911	2.4-3.3	08/73-07/89	Fitting Position: Left Section: Outer section Panel Type: Connecting Panel Panel Type: Side Panel Repair Panel: Repair Panel
 <p>Door sill outer, right</p>	1681000380 <i>For reference:</i> 591076 91150340204 91150340205 91150340205GRV Dansk ORIGINAL	Porsche 911	2.4-3.3	08/73-07/89	Fitting Position: Right Section: Outer section Panel Type: Connecting Panel Panel Type: Side Panel Repair Panel: Repair Panel
 <p>Rocker panel/wheel case support, inner, left. To be welded to the wheel house</p>	1681000570 <i>For reference:</i> 591075-1 90150114523 90150114523GRV Dansk ORIGINAL	Porsche 911	2.7-3.3	08/73-07/86	Fitting Position: Left Section: Rear Section Panel Type: Reinforcing Panel Repair Panel: Repair Panel
 <p>Rocker panel/wheel case support, inner, right. To be welded to the wheel house</p>	1681000580 <i>For reference:</i> 591075-2 90150114623 90150114623GRV Dansk ORIGINAL	Porsche 911	2.7-3.3	08/73-07/86	Fitting Position: Right Section: Rear Section Panel Type: Reinforcing Panel Repair Panel: Repair Panel

Description	Item no.	Application	Engine	Year	Criteria / Information
Profile rail for cross member, rear, engine bay, 1 meter	1681000800 <i>For reference:</i> 591097 111813187B 111813187B 90150105100 90150179720 	Porsche 356 A/B/C Porsche 911 Porsche 912 Porsche 914 VW 181 VW Baja VW Buggy VW Karmann Ghia VW Transporter T1 VW Transporter T2 VW Type 1	1.5-1.6 2.0-3.3 1.6 1.7-2.0 1.5-1.6 1.2-1.6 1.2-1.6 1.2-1.6 1.2-1.5 1.6 1.2-1.6	01/55-12/65 10/64-07/89 01/65-02/70 01/69-02/76 09/69-02/79 08/68-12/86 08/63-07/71 08/55-07/74 01/50-07/67 08/67-07/70 12/47-12/86	Fitting Position: Rear Trim Level: for cross member Length [m]: 1
Fuel tank support holder, right	 1681001380 <i>For reference:</i> 591038 90150102423 91150111404 91150111404GRV 	Porsche 911 Porsche 911 Porsche 911 RS	2.0-2.4 2.7-3.3 2.7	08/68-07/73 08/73-07/89 08/72-07/73	Fitting Position: Right Trim Level: Fuel tank support
Rocker panel/wheel case support, inner, left	 1681001670 <i>For reference:</i> 591075-5 91150182300 	Porsche 911 Coupe	2.0-3.3	08/68-07/89	Fitting Position: Left Fitting Position: inner wheel side Section: Rear Section Panel Type: Reinforcing Panel Repair Panel: Repair Panel
Rocker panel/wheel case support, inner, right	 1681001680 <i>For reference:</i> 591075-6 91150182400 	Porsche 911 Coupe	2.0-3.3	08/68-07/89	Fitting Position: Right Fitting Position: inner wheel side Section: Rear Section Panel Type: Reinforcing Panel Repair Panel: Repair Panel
Tank flap, left front wing	 1681100200 <i>For reference:</i> 591001-2 91150403100 	Porsche 911	2.0-3.3	08/68-07/89	Fitting Position: Left Front


Description	Item no.	Application	Engine	Year	Criteria / Information
 <p>RSR Fuel filler kit complete with fuel cap. This kit will allow fuel filling through the center of the bonnet while closed.</p>	<p>1681150410 For reference: 591010RSR-1</p>	<p>Porsche 911</p>	<p>2.0-3.3</p>	<p>10/64-07/89</p>	<p>Fitting Position: Bonnet Quantity Unit: Set Version: RSR look</p>
 <p>RSR fuel filler kit, for mounting in bonnet, without fuel cap</p>	<p>1681150510 For reference: 591010RSR-5</p>	<p>Porsche 911</p>	<p>2.0-3.3</p>	<p>10/64-07/89</p>	<p>Fitting Position: Bonnet Supplementary Article/Info 2: without cap Quantity Unit: Set Version: RSR look</p>
 <p>RSR fuel tank cap, BLAU quality</p>	<p>1681150600 For reference: 591010RSR-6</p>	<p>Porsche 911</p>	<p>2.0-3.3</p>	<p>10/64-07/89</p>	<p>Fitting Position: Bonnet Version: RSR look</p>
 <p>Picture coming soon</p> <p>RSR fuel filler kit complete with polished fuel cap. This kit will allow fuel filling through the center of the bonnet while closed</p>	<p>1681150910 For reference: 591010RSR-2</p>	<p>Porsche 911</p>	<p>2.0-3.3</p>	<p>10/64-07/89</p>	<p>Fitting Position: Bonnet Quantity Unit: Set Version: RSR look Surface: Polished</p>








Description	Item no.	Application	Engine	Year	Criteria / Information
 <p>RSR fuel filler kit complete with Singer Style fuel cap. This kit will allow fuel filling through the center of the bonnet while closed</p>	1681151010 <i>For reference:</i> 591010RSR-2	Porsche 911	2.0-3.3	10/64-07/89	Fitting Position: Bonnet Quantity Unit: Set Version: RSR look Version: Singer Style
 <p>Gas spring for bonnet, 370 Nm</p>	1681200100 <i>For reference:</i> 91151133100 91151133101 91151133102 91151133122	Porsche 911	2.0-3.3	08/66-07/89	Overall Length [mm]: 320 Stroke [mm]: 100 Extention Force [N]: 370
 <p>Gas spring for tailgate, 600 N</p>	1681200200 <i>For reference:</i> 91151233102 91151233121	Porsche 911	2.0-3.3	08/66-07/89	Overall Length [mm]: 255 Stroke [mm]: 86 Extention Force [N]: 600
 <p>Retaining pin for gas spring for bonnet and engine lid</p>	1681250100 <i>For reference:</i> 90008701102	Porsche 911	2.0-3.0	10/64-07/76	Trim Level: Retaining pin Fitting Position: Front and Rear
 <p>Jack receiver bracket</p>	1681700400 <i>For reference:</i> 591080 90150115122 90150115122GRV 	Porsche 911 Porsche 912	2.0-3.3 1.6	10/64-07/89 01/65-02/70	Fitting Position: both sides Panel Type: Support Repair Panel: Repair Panel

Description	Item no.	Application	Engine	Year	Criteria / Information
 <p>Jack receiver socket</p>	1681700500 <i>For reference:</i> 591179 91150119500 	Porsche 911	2.7-3.3	08/73-07/89	Fitting Position: Vehicle Side Panel Type: Support Repair Panel: Repair Panel
 <p>Gusset plate with floor jack support, left</p>	1681700670 <i>For reference:</i> 591181 91150157700 91150157740 91150707740 91150707740GRV 	Porsche 911	3.2-3.3	08/84-07/89	Fitting Position: Left
 <p>Gusset plate with floor jack support, right</p>	1681700680 <i>For reference:</i> 591182 91150157800 91150157840 91150707840 	Porsche 911	3.2-3.3	08/84-07/89	Fitting Position: Right
 <p>Jacking point cover, black plastic, left/right, 2 pieces required</p>	1681750200 <i>For reference:</i> 91155914901 	Porsche 911	2.7-3.3	08/73-07/89	Trim Level: Cover for jack point Material: Plastic Colour: black
 <p>Jack plate</p>	1681750300 <i>For reference:</i> 91172101201 	Porsche 911	2.7-3.3	08/73-07/89	




Description	Item no.	Application	Engine	Year	Criteria / Information
 Door pillar, left	1681900170 For reference: 591047 91150204100 91150204102 91150204104 91150204301 • Dansk ORIGINAL 	Porsche 911	2.0-3.3	08/68-07/89	Trim Level: Lock pillar Fitting Position: Left Operating Mode: Manual
 Door pillar, right	1681900180 For reference: 591048 91150204201 91150204202 91150204203 91150204204 • Dansk ORIGINAL 	Porsche 911	2.2-3.3	08/71-07/89	Trim Level: Lock pillar Fitting Position: Right Operating Mode: Manual
 Door hinge pillar, left	1681900370 For reference: 591035 91150103900 • Dansk ORIGINAL 	Porsche 911	2.0-3.3	10/64-07/83	Fitting Position: Left
 Door hinge pillar, right, with space for oil tube for 911 S model	1681900380 For reference: 591036 91150104000 • Dansk ORIGINAL 	Porsche 911	2.0-3.3	10/64-07/83	Fitting Position: Right Trim Level: Cut-out for oil pipe
 Door hinge pillar, left	1681900470 For reference: 591135 91150103902 • Dansk ORIGINAL 	Porsche 911	3.0-3.3	08/83-07/89	Fitting Position: Left











Description	Item no.	Application	Engine	Year	Criteria / Information
 Door hinge pillar, right	1681900480 For reference: 591136 91150104002 	Porsche 911	3.0-3.3	08/83-07/89	Fitting Position: Right
 Repair piece for door hinge pillar, left	1681900870 For reference: 591035-1 90150130520 	Porsche 911 Porsche 912 Porsche 964 Porsche 993	2.0-3.3 1.6 3.3-3.6 3.6-3.8	10/64-07/89 01/65-02/70 12/88-06/94 10/93-09/97	Fitting Position: Lower Left Fitting Position: Rear Repair Panel: Repair Panel Panel Type: Attachment Panel
 Repair piece for door hinge pillar, right	1681900880 For reference: 591036-1 90150130620 	Porsche 911 Porsche 912 Porsche 964 Porsche 993	2.0-3.3 1.6 3.3-3.6 3.6-3.8	10/64-07/89 01/65-02/70 12/88-06/94 10/93-09/97	Fitting Position: Lower Right Fitting Position: Rear Repair Panel: Repair Panel Panel Type: Attachment Panel
 Repair piece for door hinge pillar, left	1681900970 For reference: 591035-3 DAN91150103900 	Porsche 911 Porsche 912 Porsche 964 Porsche 993	2.0-3.3 1.6 3.3-3.6 3.6-3.8	10/64-07/89 01/65-02/70 12/88-06/94 10/93-09/97	Fitting Position: Lower Left Fitting Position: Front Repair Panel: Repair Panel Panel Type: Attachment Panel
 Repair piece for door hinge pillar, right	1681900980 For reference: 591036-3 DAN91150104000 	Porsche 911 Porsche 912 Porsche 964 Porsche 993	2.0-3.3 1.6 3.3-3.6 3.6-3.8	10/64-07/89 01/65-02/70 12/88-06/94 10/93-09/97	Fitting Position: Lower Right Fitting Position: Front Repair Panel: Repair Panel Panel Type: Attachment Panel











Description	Item no.	Application	Engine	Year	Criteria / Information
 <p>Repair piece for door hinge pillar, left</p>	1681901070 <i>For reference:</i> 591035-2 DAN91150103900 	Porsche 911 Porsche 912 Porsche 964 Porsche 993	2.0-3.3 1.6 3.3-3.6 3.6-3.8	10/64-07/89 01/65-02/70 12/88-06/94 10/93-09/97	Fitting Position: Lower Left Fitting Position: Centre Repair Panel: Repair Panel Panel Type: Attachment Panel
 <p>Repair piece for door hinge pillar, right</p>	1681901080 <i>For reference:</i> 591036-2 DAN91150104000 	Porsche 911 Porsche 912 Porsche 964 Porsche 993	2.0-3.3 1.6 3.3-3.6 3.6-3.8	10/64-07/89 01/65-02/70 12/88-06/94 10/93-09/97	Fitting Position: Lower Right Fitting Position: Centre Repair Panel: Repair Panel Panel Type: Attachment Panel
 <p>B-pillar upholstery plate, left</p>	1681901170 <i>For reference:</i> 591040-1 90150224500 90150224500GRV 	Porsche 911 Coupe	2.0-3.3	08/68-07/89	Trim Level: Upholstery plate Panel Type: Attachment Panel Fitting Position: Left
 <p>B-pillar upholstery plate, right</p>	1681901180 <i>For reference:</i> 591040-2 90150224600 90150224600GRV 	Porsche 911 Coupe	2.0-3.3	08/68-07/89	Trim Level: Upholstery plate Panel Type: Attachment Panel Fitting Position: Right
 <p>Door striker mounting plate, without paint, left</p>	1681901470 <i>For reference:</i> 591047-8 DAN91150204100 DAN91150204102 DAN91150204104 	Porsche 911	2.0-3.3	10/64-07/89	Fitting Position: Left Front Trim Level: Striker mount plate Panel Type: Lock Panel







Description	Item no.	Application	Engine	Year	Criteria / Information
 <p>Door striker mounting plate, without paint, right</p>	<p>1681901480 <i>For reference:</i> 591048-8 DAN91150204201 DAN91150204202 DAN91150204203 DAN91150204204</p> <p>Dansk ORIGINAL </p>	Porsche 911	2.0-3.3	10/64-07/89	Fitting Position: Right Front Trim Level: Striker mount plate Panel Type: Lock Panel
 <p>Repair piece for door hinge pillar, upper, left</p>	<p>1681901770 <i>For reference:</i> 591035-5 DAN91150103900</p> <p>Dansk ORIGINAL </p>	Porsche 911	2.0-3.3	10/64-07/83	Fitting Position: Upper Left Repair Panel: Repair Panel
 <p>Repair piece for door hinge pillar, upper, right</p>	<p>1681901780 <i>For reference:</i> 591036-5 DAN91150104000</p> <p>Dansk ORIGINAL </p>	Porsche 911	2.0-3.3	10/64-07/83	Fitting Position: Upper Right Repair Panel: Repair Panel
 <p>Picture coming soon</p> <p>Inner panel at door pillar, left</p>	<p>1681901970 <i>For reference:</i> 591047-6 91150204301 91150204301GRV 91150204302</p> <p>Dansk ORIGINAL </p>	Porsche 911 Coupe	2.0-3.3	08/68-07/89	Specification: Inner panel B-pillar Fitting Position: Left Panel Type: Connecting Panel
 <p>Picture coming soon</p> <p>Inner panel at door pillar, right</p>	<p>1681901980 <i>For reference:</i> 91150204401 91150204401GRV 91150204402</p> <p>Dansk ORIGINAL </p>	Porsche 911 Coupe	2.0-3.3	08/68-07/89	Specification: Inner panel B-pillar Fitting Position: Right Panel Type: Connecting Panel

Description	Item no.	Application	Engine	Year	Criteria / Information
 <p>Headlamp housing, left</p>	1682000270 <i>For reference:</i> 591011 91150301500 91150301502 91150301502GRV 91150301503 91150301503GRV PCG63101521 	Porsche 911	2.7-3.3	08/73-07/86	Fitting Position: Left
 <p>Headlamp housing, right</p>	1682000280 <i>For reference:</i> 591012 90163101615 90163101620 90163101623 91150301600 91150301603 91150301603GRV PCG50301600 	Porsche 911	2.7-3.3	08/73-07/86	Fitting Position: Right
 <p>Roof without sunroof</p>	1682001000 <i>For reference:</i> 591030 90150305100 90150305101 90150305103 90150308712 91150308702 91150308704 91150308708 91150308712 	Porsche 911	2.0-3.3	10/64-07/89	Vehicle Equipment: for vehicles without sunroof
 <p>License plate bracket, front</p>	1682001200 <i>For reference:</i> 91170120100	Porsche 911 Porsche 914	3.0-3.3 1.7-2.0	08/77-07/89 01/69-02/76	Fitting Position: Front
 <p>Reinforcement plate set in aluminium for Targa roof, 3 pcs., OE quality</p>	1682001410 <i>For reference:</i> 591039-5 90159800240 DAN90156500240 DAN90156500241 DAN90156500245 DAN90156500246 DAN90156500247 	Porsche 911 Targa Porsche 912 Targa Porsche 964 Targa	2.0-3.3 1.6 3.6	07/66-07/89 03/65-02/70 12/88-09/93	Quantity Unit: Set Repair Panel: Repair Panel Fitting Position: Roof Fitting Quantity: 3 Quality: OE Material: Aluminium

Description	Item no.	Application	Engine	Year	Criteria / Information
 <p>Aluminium frame for Targa roof</p>	1682001500 <i>For reference:</i> 591139 91156500201 DAN90156520145 DAN90156520245 DAN90156520745 DAN90156520840 DAN90156521145 DAN90156521245 	Porsche 911 Targa Porsche 964 Targa	3.2-3.3 3.6	09/86-11/90 12/88-09/93	Specification: Frame for Targa roof Fitting Position: Roof Fitting Material: Aluminium
 <p>License plate holder, front/rear, metal</p>	8182001600 <i>For reference:</i> AC998101 64470105100 64470105101 90170105101 	Porsche 356 /A/B/C Porsche 911 Porsche 912 Porsche 914 VW 181 VW Karmann Ghia VW Transporter T1 VW Transporter T2 VW Transporter T3 VW Type 1 VW Type 3 VW Type 4	1.1-1.6 2.0-3.0 1.6 1.7-2.0 1.5-1.6 1.2-1.6 1.2-1.5 1.6-2.0 1.6-2.1 (incl. D) 1.2-1.6 1.5-1.6 1.7-1.8	01/50-12/65 08/67-07/76 08/67-02/70 01/69-02/76 09/69-02/79 08/55-07/74 01/50-07/67 08/67-07/79 05/79-07/92 12/47-12/86 04/61-07/73 07/68-03/75	Fitting Position: Front Fitting Position: Rear Material: Metal
 <p>Backdate kit 911 F Body, heavy modifications are required</p>	1682001610 <i>For reference:</i> 591099 90150103121 90150303123 90150303223 90150501121 90150502121 90150502221 90150502320 90150503700 90150503700GRV 	Porsche 911 Coupe Porsche 964 Coupe	2.0-3.2 3.6	08/68-07/89 12/88-09/93	Trim Level: Backdate kit Specification: 911 Body
 <p>Reinforcement plate set for Targa frame, 2 pieces, left/right</p>	1682002010 <i>For reference:</i> DAN90156500248 	Porsche 911 Targa	2.0-3.2	08/66-07/85	Quantity Unit: Set Repair Panel: Repair Panel Fitting Position: Roof Fitting Fitting Position: both sides Quantity: 2
 <p>Aluminium frame for Targa roof, rear, left</p>	1682002370 <i>For reference:</i> 591039-7 90156521145 9015652114570B 	Porsche 911 Targa	2.0-3.2	08/69-07/85	Specification: Frame for Targa roof Fitting Position: Roof Fitting Fitting Position: Left Rear Material: Aluminium









Description	Item no.	Application	Engine	Year	Criteria / Information
 <p>Aluminium frame for Targa roof, rear, right</p>	1682002380 <i>For reference:</i> 591039-8 90156521245 9015652124570B 	Porsche 911 Targa	2.0-3.2	08/69-07/85	Specification: Frame for Targa roof Fitting Position: Roof Fitting Fitting Position: Right Rear Material: Aluminium
 <p>License plate holder, front/rear, stainless steel, 504x120 mm. For Danish white license plates</p>	8182002700 <i>For reference:</i> AC960000 	Porsche 911 Porsche 912 Porsche 964 Porsche 993 Porsche 996 Porsche 997 Porsche Boxster (986) Porsche Boxster (987) Porsche Cayman Volvo 140 Volvo 240 VW 181 VW Karmann Ghia VW Transporter T1 VW Transporter T2 VW Transporter T3 VW Type 1 VW Type 3 VW Type 4	2.0-3.3 1.6 3.3-3.6 3.6-3.8 3.4-3.6 3.6-4.0 2.5-3.2 2.7-3.4 2.7-3.4 1.8-2.0 2.0-2.8 1.5-1.6 1.2-1.6 1.2-1.5 1.6-2.0 1.6-2.1 (incl. D) 1.2-1.6 1.5-1.6 1.7-1.8	10/64-07/89 01/65-02/70 12/88-06/94 10/93-09/97 09/97-08/05 07/04-12/12 09/96-12/04 11/04-12/11 11/05-06/13 08/66-08/75 08/74-12/93 09/69-02/79 08/55-07/74 01/50-07/67 08/67-07/79 05/79-07/92 12/47-12/86 04/61-07/73 07/68-03/75	Fitting Position: Front Fitting Position: Rear Length [mm]: 504 Width [mm]: 120 Material: Stainless Steel Country Specific Design: Denmark
 <p>Picture coming soon</p> <p>Roof frame, at A-post, inner, front, left</p>	1682002870 <i>For reference:</i> 590931-3 DAN90150202510 	Porsche 911 coupé Porsche 911 coupé	2.0-2.7 2.7-3.0	10/64-07/73 08/73-12/77	Fitting Position: A-Pillar Fitting Position: inner Fitting Position: Front Fitting Position: Left
 <p>Picture coming soon</p> <p>Roof frame, at A-post, inner, front, right</p>	1682002880 <i>For reference:</i> 590931-4 DAN90150202610 	Porsche 911 coupé Porsche 911 coupé	2.0-2.7 2.7-3.0	10/64-07/73 08/73-12/77	Fitting Position: A-Pillar Fitting Position: inner Fitting Position: Front Fitting Position: Right
 <p>Picture coming soon</p> <p>Roof frame, longitudinal, inner, front, 3 pieces, left</p>	1682002970 <i>For reference:</i> 590931-5 DAN90150202510 	Porsche 911 coupé Porsche 911 coupé	2.0-2.7 2.7-3.0	10/64-07/73 08/73-12/77	Fitting Position: Longitudinal Fitting Position: inner Fitting Position: Left

Description	Item no.	Application	Engine	Year	Criteria / Information
 <p>Picture coming soon</p> <p>Roof frame, longitudinal, inner, front, 3 pieces, right</p>	<p>1682002980 For reference: 590931-6 DAN90150202610</p> <p>Dansk ORIGINAL </p>	<p>Porsche 911 coupé Porsche 911 coupé</p>	<p>2.0-2.7 2.7-3.0</p>	<p>10/64-07/73 08/73-12/77</p>	<p>Fitting Position: Longitudinal Fitting Position: inner Fitting Position: Right</p>
 <p>License plate holder, front/rear, stainless steel, 309x210 mm. For Danish white license plates</p>	<p>8182003000 For reference: AC960003</p> <p>Jopex </p>	<p>Porsche 911 Porsche 912 Porsche 964 Porsche 993 Porsche 996 Porsche 997 Porsche Boxster (986) Porsche Boxster (987) Porsche Cayman Volvo 140 Volvo 240 VW 181 VW Karmann Ghia VW Transporter T1 VW Transporter T2 VW Transporter T3 VW Type 1 VW Type 3 VW Type 4</p>	<p>2.0-3.3 1.6 3.3-3.6 3.6-3.8 3.4-3.6 3.6-4.0 2.5-3.2 2.7-3.4 2.7-3.4 1.8-2.0 2.0-2.8 1.5-1.6 1.2-1.6 1.2-1.5 1.6-2.0 1.6-2.1 (incl. D) 1.2-1.6 1.5-1.6 1.7-1.8</p>	<p>10/64-07/89 01/65-02/70 12/88-06/94 10/93-09/97 09/97-08/05 07/04-12/12 09/96-12/04 11/04-12/11 11/05-06/13 08/66-08/75 08/74-12/93 09/69-02/79 08/55-07/74 01/50-07/67 08/67-07/79 05/79-07/92 12/47-12/86 04/61-07/73 07/68-03/75</p>	<p>Fitting Position: Front Fitting Position: Rear Length [mm]: 309 Width [mm]: 210 Material: Stainless Steel</p>
 <p>License plate holder, stainless steel, 240x165 mm. For Danish white license plates</p>	<p>8182003100 For reference: AC960004</p> <p>Jopex </p>	<p>Porsche 911 Porsche 912 Porsche 964 Porsche 993 Porsche 996 Porsche 997 Porsche Boxster (986) Porsche Boxster (987) Porsche Cayman Volvo 140 Volvo 240 VW 181 VW Karmann Ghia VW Transporter T1 VW Transporter T2 VW Transporter T3 VW Type 1 VW Type 3 VW Type 4</p>	<p>2.0-3.3 1.6 3.3-3.6 3.6-3.8 3.4-3.6 3.6-4.0 2.5-3.2 2.7-3.4 2.7-3.4 1.8-2.0 2.0-2.8 1.5-1.6 1.2-1.6 1.2-1.5 1.6-2.0 1.6-2.1 (incl. D) 1.2-1.6 1.5-1.6 1.7-1.8</p>	<p>10/64-07/89 01/65-02/70 12/88-06/94 10/93-09/97 09/97-08/05 07/04-12/12 09/96-12/04 11/04-12/11 11/05-06/13 08/66-08/75 08/74-12/93 09/69-02/79 08/55-07/74 01/50-07/67 08/67-07/79 05/79-07/92 12/47-12/86 04/61-07/73 07/68-03/75</p>	<p>Fitting Position: Front Fitting Position: Rear Length [mm]: 240 Width [mm]: 165 Material: Stainless Steel</p>
 <p>Picture coming soon</p> <p>Headlamp housing, left</p>	<p>1682003170 For reference: 91150301505 91150301505GRV</p> <p>Dansk ORIGINAL </p>	<p>Porsche 911</p>	<p>3.2-3.3</p>	<p>08/86-07/89</p>	<p>Fitting Position: Left</p>
 <p>Picture coming soon</p> <p>Headlamp housing, right</p>	<p>1682003180 For reference: 91150301605 91150301605GRV</p> <p>Dansk ORIGINAL </p>	<p>Porsche 911</p>	<p>3.2-3.3</p>	<p>08/86-07/89</p>	<p>Fitting Position: Right</p>



Description	Item no.	Application	Engine	Year	Criteria / Information
 <p>Mounting kit for danish black and yellow license plates with 6 mm bolt and clamping and locking washers</p>	8182004810 For reference: AC998100 	Mercedes /8 (W114) Mercedes /8 (W115) Mercedes 123 (W123) Mercedes 124 (W124) Mercedes 190 (W201) Mercedes 190SL (W121) Mercedes 300SL Gullwing (W198) Mercedes Heckflosse (W110) Mercedes Heckflosse (W111/112) Mercedes Pagoda (W113) Mercedes Ponton (W120/128/180) Mercedes Pullmann (W100) Mercedes S (W116) Porsche 911 Porsche 912 Porsche 914 Porsche 924 Porsche 944 Porsche 964 Porsche 993 Porsche 996 Volvo 140 Volvo 240 Volvo Amazon P120/P130/P220 Volvo P1800 S/E/ES Volvo P210 Duett Volvo P445 Duett Volvo PV444 Volvo PV544 VW 181 VW Golf/Jetta VW Golf/Jetta VW Karmann Ghia VW Transporter T1 VW Transporter T2 VW Transporter T3 VW Transporter T4 VW Type 1 VW Type 3 VW Type 4	2.3-2.8 2.0-3.0 (incl. D) 2.0-3.0 (incl. D) 2.0-4.2 (incl. D) 1.8-2.6 1.9 3.0 1.9-2.3 (incl. D) 2.2-3.0 2.3-2.8 1.8-2.2 (incl. D) 6.3 2.8-6.8 2.0-3.3 1.6 1.7-2.0 2.0-2.5 2.5-3.0 3.3-3.6 3.6-3.8 3.4-3.6 All All All All All All All All 1.5-1.6 1.0-1.8 (incl. D) 1.1-1.8 (incl. D) 1.2-1.6 1.2-1.5 1.6-2.0 1.6-2.1 (incl. D) 1.8-2.8 (incl. D) 1.2-1.6 1.5-1.6 1.7-1.8	01/68-11/76 01/68-01/77 01/76-12/85 12/84-06/93 10/82-09/93 01/55-12/63 09/54-05/57 04/61-02/68 08/59-01/68 01/63-03/71 01/53-12/62 09/64-01/79 08/72-07/80 10/64-07/89 01/65-02/70 01/69-02/76 11/75-08/89 06/81-07/91 12/88-06/94 10/93-09/97 09/97-08/05 08/66-08/75 08/74-12/93 09/56-05/71 05/60-02/69 09/53-08/61 02/47-08/58 09/58-10/65 09/69-02/79 08/83-12/92 04/74-02/84 08/55-07/74 01/50-07/67 08/67-07/79 05/79-07/92 09/90-06/03 12/47-12/86 04/61-07/73 07/68-03/75	Fitting Position: Front and Rear Trim Level: Mounting kit Supplementary Article/Info 2: with bolts Supplementary Article/Info 2: with washers
 <p>Wing joining plate, left, with clips</p>	1682300270 For reference: 591013 91150105300 91150105300GRV 91150105301 91150105301GRV 	Porsche 911	2.7-3.3	08/73-07/89	Trim Level: Joining plate Fitting Position: Left Front Panel Type: Closing Panel Surface: Painted Surface: Hot-dip Aluminized
 <p>Wing joining plate, right, with clips</p>	1682300280 For reference: 591014 90150105401 91150105400 91150105400GRV 	Porsche 911	2.0-3.3	08/73-07/89	Trim Level: Joining plate Fitting Position: Right Front Panel Type: Closing Panel Surface: Painted Surface: Hot-dip Aluminized

Description	Item no.	Application	Engine	Year	Criteria / Information
 <p>Repair piece for wheel housing, front, rear part, lower, left</p>	1682350570 <i>For reference:</i> 591043-4 DAN50103301 DAN91150103300 DAN91150103309 	Porsche 911	2.0-3.3	08/68-07/89	Fitting Position: Left Front Section: Rear Section Section: Lower Section Repair Panel: Repair Panel
 <p>Repair piece for wheel housing, front, rear part, lower, right</p>	1682350580 <i>For reference:</i> 591044-4 DAN50103401 DAN91150103411 	Porsche 911	2.0-3.3	08/68-07/89	Fitting Position: Right Front Section: Rear Section Section: Lower Section Repair Panel: Repair Panel
 <p>Repair piece for wheel housing front, left</p>	1682351170 <i>For reference:</i> 591143-1 DAN50196700 DAN50196701 DAN50196702 DAN91150196700 DAN91150196701 DAN91150196702 	Porsche 911	2.7-3.3	08/73-07/89	Fitting Position: Left Front Panel Type: Attachment Panel Repair Panel: Repair Panel
 <p>Repair piece for wheel housing front, right</p>	1682351180 <i>For reference:</i> 591144-1 DAN50196800 DAN50196801 DAN50196802 DAN91150196800 DAN91150196801 DAN91150196802 	Porsche 911	2.7-3.3	08/73-07/89	Fitting Position: Right Front Panel Type: Attachment Panel Repair Panel: Repair Panel
 <p>Inner rail piece for wheel housing rear, left</p>	1682400170 <i>For reference:</i> 591083 91150196500 	Porsche 911	2.0-3.3	10/64-07/89	Fitting Position: Left Rear Panel Type: Reinforcing Panel

Description	Item no.	Application	Engine	Year	Criteria / Information
 <p>Inner rail piece for wheel housing rear, right</p>	1682400180 <i>For reference:</i> 591084 91150196600 	Porsche 911	2.0-3.3	08/64-07/89	Fitting Position: Right Rear Panel Type: Reinforcing Panel
 <p>Repair piece for wheel housing rear, left</p>	1682400270 <i>For reference:</i> 591053 DAN50196300 DAN91150196300 	Porsche 911	2.0-3.3	10/64-07/89	Fitting Position: Left Rear Repair Panel: Repair Panel
 <p>Repair piece for wheel housing rear, right. For models with front mounted oil cooler. For other models modifications are needed</p>	1682400280 <i>For reference:</i> 591054 DAN50196400 DAN91150196400 	Porsche 911	2.0-3.3	10/64-07/89	Fitting Position: Right Rear Repair Panel: Repair Panel Specification: Oil cooler front
 <p>Repair piece kit for wheel housing rear, left</p>	1682400550 <i>For reference:</i> 591053-9 90150196700 91150196500 DAN91150196300 	Porsche 911	2.0-3.3	10/64-07/89	Fitting Position: Left Rear Repair Panel: Repair Panel Quantity Unit: Set
 <p>Repair piece kit for wheel housing rear, right. For models with front mounted oil cooler. For other models modifications are needed</p>	1682400560 <i>For reference:</i> 591054-9 90150196800 91150196600 DAN91150196400 	Porsche 911	2.0-3.3	10/64-07/89	Fitting Position: Right Rear Repair Panel: Repair Panel Quantity Unit: Set







Description	Item no.	Application	Engine	Year	Criteria / Information
 <p>Inner frame rail/torsion tube reinforcement piece front, left, galvanized</p>	1682450170 <i>For reference:</i> 591083-1 90150196700 	Porsche 911	2.0-3.3	10/64-07/89	Trim Level: Inner frame rail Trim Level: Torsion tube panel Panel Type: Reinforcing Panel Fitting Position: Left Front Surface: Galvanized
 <p>Inner frame rail/torsion tube reinforcement piece front, right, galvanized</p>	1682450180 <i>For reference:</i> 591084-1 90150196800 	Porsche 911	2.0-3.3	10/64-07/89	Trim Level: Inner frame rail Trim Level: Torsion tube panel Panel Type: Reinforcing Panel Fitting Position: Right Front Surface: Galvanized
 <p>Inner rocker panel, thickness 1.5 mm, left</p>	1682500270 <i>For reference:</i> 591077 91150112300 91150112301 91150112303 91150112304 91150112500GRV 96450113500 96450113500GRV 99350133500 99350133500GRV 	Porsche 911 Porsche 964 Porsche 993	2.0-3.3 3.3-3.6 3.6-3.8	08/68-07/89 12/88-06/94 10/93-09/97	Fitting Position: Left Fitting Position: inner Section: Lower Section Panel Type: Connecting Panel Panel Type: Side Panel Repair Panel: Repair Panel Thickness [mm]: 1,5
 <p>Inner rocker panel, thickness 1.5 mm, right</p>	1682500280 <i>For reference:</i> 591078 91150112400 91150112403 91150112404 91150112500GRV 96450113600 96450113600GRV 99350133600 99350133600GRV 	Porsche 911 Porsche 964 Porsche 993	2.0-3.3 3.3-3.6 3.6-3.8	08/68-07/89 12/88-06/94 10/93-09/97	Fitting Position: Right Fitting Position: inner Section: Lower Section Panel Type: Connecting Panel Panel Type: Side Panel Repair Panel: Repair Panel Thickness [mm]: 1,5
 <p>Side member rear section, right</p>	1682550280 <i>For reference:</i> 591058-2 DAN90150196224 DAN90150196244 DAN91150101246 	Porsche 911 Porsche 911 (minor modifications needed) Porsche 912	2.0-2.4 2.2-3.3 1.6	08/68-07/71 08/71-07/89 08/68-02/70	Fitting Position: Right Rear Trim Level: Side member

Description	Item no.	Application	Engine	Year	Criteria / Information
 <p>Side member front section, right</p>	1682550380 <i>For reference:</i> 591058-3 DAN90150196223 DAN90150196243 DAN91150101246 	Porsche 911 Porsche 911 (minor modifications needed) Porsche 912	2.0-2.4 2.2-3.3 1.6	08/68-07/71 08/71-07/89 08/68-02/70	Fitting Position: Right Front Trim Level: Side member
 <p>Engine tin, rear, with hole for air condition hose. For models without front air condition condenser</p>	1682600600 <i>For reference:</i> 591093 91110608503 91110608505 	Porsche 911	2.7-3.0	08/73-07/79	Fitting Position: Rear Supplementary Article/ Supplementary Info: with hose
 <p>Engine cover, right, black metal</p>	1682600780 <i>For reference:</i> 590991-2 90110608400 	Porsche 911 Porsche 911 Turbo	2.0-3.0 3.0	10/64-07/83 08/74-12/77	Fitting Position: Right Material: Metal Colour: black
 <p>Engine cover I, front, left</p>	1682600870 <i>For reference:</i> 591091-5 90110670200 93010670400 	Porsche 911 (not Sportomatic)	2.0-2.7	08/68-06/77	Fitting Position: Left Front Version: I
 <p>Engine cover, lower, left</p>	1682600970 <i>For reference:</i> 591198-1 91110608301 	Porsche 911 SC	3.0-3.2	07/77-07/89	Fitting Position: Lower Left

Description	Item no.	Application	Engine	Year	Criteria / Information
 Engine cover, lower, left	1682601070 <i>For reference:</i> 591098-1 1682601070 90110608302 Dansk ORIGINAL	Porsche 911 Porsche 911	2.0-2.2 2.7-3.0	08/68-07/71 08/73-07/77	Fitting Position: Lower Left
 Engine cover, front, left	1682601170 <i>For reference:</i> 590992-1 90110608100 90110608104 Dansk ORIGINAL	Porsche 911 (not Turbo)	2.0-3.0	10/64-07/83	Fitting Position: Left Front
 Engine cover, front, right	1682601180 <i>For reference:</i> 590992-2 91110680200 91110680204 Dansk ORIGINAL	Porsche 911	2.0-3.0	10/64-07/83	Fitting Position: Front Fitting Position: Right
 Engine cover, front, left	1682601270 <i>For reference:</i> 591091-3 90110607101 Dansk ORIGINAL	Porsche 911 (not Sportomatic)	2.0-2.7	08/68-06/77	Fitting Position: Left Front Version: II
 Engine cover with air hose passage, left	1682601570 <i>For reference:</i> 591098-5 90110682500 Dansk ORIGINAL	Porsche 911	2.0-3.3	08/68-07/89	Fitting Position: Left Rear Specification: With hole, air hose

Description	Item no.	Application	Engine	Year	Criteria / Information
 <p>Engine cover with air hose passage, right</p>	1682601580 <i>For reference:</i> 591098-6 90110682600 	Porsche 911	2.0-3.3	08/68-07/89	Fitting Position: Right Rear Specification: With hole, air hose
 <p>Engine tin, rear, without hole for air condition hose</p>	1682601600 <i>For reference:</i> 591093A 90110608504 90110608505 91110608500 91110608502 91110608504 93010608502 	Porsche 911 (not Turbo)	2.0-3.0	10/64-07/83	Fitting Position: Rear Machined: without hole(s) for ventilation Vehicle Equipment: for vehicles without air conditioning
 <p>Engine tin, rear, with hole for air condition hose. For models with front air condition condenser</p>	1682601700 <i>For reference:</i> 591093B 93010608504 	Porsche 911 a/c (not Turbo)	3.0	08/79-07/83	Fitting Position: Rear Machined: with hole(s) for heater cooler Vehicle Equipment: for vehicles with air conditioning
 <p>Engine cover, lower, left</p>	1682601870 <i>For reference:</i> 591098-3 90110608304 	Porsche 911 Porsche 911	2.0-2.7 2.7	08/71-07/73 08/73-07/77	Fitting Position: Lower Left
 <p>Engine air duct cover plate, rear, right</p>	1682601980 <i>For reference:</i> 591191-2 91110603600 	Porsche 911 Porsche 914/6 Porsche 964 Turbo	2.0-3.3 2.0 3.3	08/69-07/89 11/69-12/73 08/90-09/93	Fitting Position: Rear Fitting Position: Right





Description	Item no.	Application	Engine	Year	Criteria / Information
 <p>Air baffle plate, centre, black. 4 pieces needed per car</p>	1682602000 <i>For reference:</i> 590995 90110603501 	Porsche 911 Porsche 914/6	2.0-2.7 2.0	10/64-06/77 11/69-12/73	Fitting Position: Rear Fitting Position: Lower Fitting Position: Centre Colour: black
 <p>Engine air duct cover plate, rear, left</p>	1682602070 <i>For reference:</i> 591192-1 91110632100 93010602150 93010632100 93010632101 93010632102 	Porsche 911 Porsche 911 Turbo Porsche 914/6	2.0-2.4 3.0-3.3 2.0	08/67-07/73 01/75-07/89 11/69-12/73	Fitting Position: Rear Fitting Position: Left
 <p>Engine air duct cover plate, rear, right</p>	1682602180 <i>For reference:</i> 591192-2 91110632700 	Porsche 911 Porsche 914/6 Porsche 964	2.0-3.3 2.0 3.3-3.6	08/69-07/89 11/69-12/73 08/90-09/93	Fitting Position: Rear Fitting Position: Right
 <p>Picture coming soon</p> <p>Air baffle plate, right front/left rear</p>	1682602600 <i>For reference:</i> 590995-1 90110603900 90110603901 	Porsche 911 Porsche 911 Porsche 914/6	2.0-2.7 2.7 2.0	10/64-07/73 08/73-06/77 11/69-12/73	Fitting Position: Right Front Fitting Position: Left Rear
 <p>Picture coming soon</p> <p>Air baffle plate, left front/right rear</p>	1682602700 <i>For reference:</i> 590995-2 90110604100 	Porsche 911 Porsche 911 Porsche 914/6	2.0-2.7 2.7 2.0	10/64-07/73 08/73-06/77 11/69-12/73	Fitting Position: Left Front Fitting Position: Right Front

Description	Item no.	Application	Engine	Year	Criteria / Information
 <p>Picture coming soon</p> <p>Air baffle plate, centre, black. 4 pieces needed per car</p>	1682602800 <i>For reference:</i> 591195 93010602300 	Porsche 911 Porsche 911 Turbo Porsche 964 Turbo	3.0-3.2 3.0 3.3-3.6	07/77-07/89 01/75-12/77 08/90-09/93	Fitting Position: Centre Colour: black
 <p>Picture coming soon</p> <p>Air baffle plate, left front/right rear</p>	1682602900 <i>For reference:</i> 591195-1 93010622100 	Porsche 911 Porsche 911 Turbo Porsche 964 Turbo	3.0-3.2 3.0 3.3-3.6	07/77-07/89 01/75-12/77 08/90-09/93	Fitting Position: Left Front Fitting Position: Right Front
 <p>Picture coming soon</p> <p>Air baffle plate, right front/left rear</p>	1682603000 <i>For reference:</i> 591195-2 93010622200 	Porsche 911 Porsche 911 Turbo Porsche 964 Turbo	3.0-3.2 3.0 3.3-3.6	07/77-07/89 01/75-12/77 08/90-09/93	Fitting Position: Right Front Fitting Position: Left Rear
 <p>Fuel tank support with battery tray</p>	1682700400 <i>For reference:</i> 591131 91150111702 91150117702 	Porsche 911	2.7-3.3	08/73-07/89	Fitting Position: Boot Section: Front Section Panel Type: Support Repair Panel: Repair Panel
 <p>Battery tray</p>	1682701300 <i>For reference:</i> 591127 91150128500 	Porsche 911	2.7-3.3	08/73-07/89	Section: Lower Section










Description	Item no.	Application	Engine	Year	Criteria / Information
 <p>Floor pan, half, right</p>	1683100180 <i>For reference:</i> 590972HF 90150105231 91150193600 91150193600GRV Dansk ORIGINAL	Porsche 911	2.0-3.3	10/64-07/89	Fitting Position: Right Panel Type: Floor Panel Repair Panel: Repair Panel
 <p>Front floor with suspension mounts</p>	1683100200 <i>For reference:</i> 591133 91150158001 91150195500 91150195501 Dansk ORIGINAL	Porsche 911	2.7-3.3	08/73-07/89	Fitting Position: Front Section: Lower Section Panel Type: Support Repair Panel: Repair Panel Trim Level: W/ Suspension Mount
 <p>Body plate for repair, Universal, 625x1250x0.9 mm</p>	1183100300 <i>For reference:</i> 952071-0 Jopex	Porsche Classic Universal Volvo Classic Universal VW Classic Universal			Length [mm]: 1250 Width [mm]: 625 Thickness [mm]: 0,9
 <p>Floor pan, left, outer repair section, 18 cm</p>	1683100670 <i>For reference:</i> 591071-1 DAN50193500 DAN91150193500 Dansk ORIGINAL	Porsche 911	2.0-3.3	10/64-07/89	Fitting Position: Left Section: Outer section Panel Type: Floor Panel Repair Panel: Repair Panel
 <p>Floor pan, right, outer repair section, 18 cm</p>	1683100680 <i>For reference:</i> 591072-1 DAN50193600 DAN91150193600 Dansk ORIGINAL	Porsche 911	2.0-3.3	10/64-07/89	Fitting Position: Right Section: Outer section Panel Type: Floor Panel Repair Panel: Repair Panel









Description	Item no.	Application	Engine	Year	Criteria / Information
 <p>Front suspension repair panel</p>	1683100700 <i>For reference:</i> 591133-1 91150158001 91150195500 91150195501 Dansk ORIGINAL	Porsche 911	2.7-3.3	08/73-07/89	Fitting Position: Front Section: Front Section Panel Type: Attachment Panel Repair Panel: Repair Panel
 <p>Floor pan, complete bottom of car</p>	1683100800 <i>For reference:</i> 591100-0 90150105131 91150105100 91150105110 91150105112 91150105116 91150105121 Dansk ORIGINAL	Porsche 911 Porsche 912	2.0-3.3 1.6	10/64-07/89 01/65-02/70	Panel Type: Full Body Section Section: Front Section Section: Rear Section
 <p>Floor pan, complete, left/right</p>	1683100900 <i>For reference:</i> 591071-0 DAN50193500 DAN91150193500 Dansk ORIGINAL	Porsche 911	2.0-3.3	10/64-07/89	Fitting Position: both sides Section: Rear Section
 <p>Front floor with suspension mounts and axle tunnel</p>	1683101000 <i>For reference:</i> 591133-2 91150158001 91150195500 91150195501 Dansk ORIGINAL	Porsche 911	2.0-3.3	10/64-07/89	Fitting Position: Front Panel Type: Attachment Panel Repair Panel: Repair Panel Trim Level: W/ Axle tunnel Trim Level: W/ Suspension Mount
 <p>Pedal floor board, form-pressed laminated birchwood</p>	1683101400 <i>For reference:</i> 91155106303	Porsche 911 Coupe man., LHD	2.7-3.3	08/73-07/89	Panel Type: Floor Panel Trim Level: Below pedals Trim Level: Birchwood Transmission Type: Manual Transmission Left-/right-hand drive vehicles: for left-hand drive vehicles









Description	Item no.	Application	Engine	Year	Criteria / Information
 <p>Pedal floor board, form-pressed laminated birchwood</p>	1683101500 <i>For reference:</i> 91155106344	Porsche 911 Targa man., LHD	2.7-3.3	08/73-07/89	Panel Type: Floor Panel Trim Level: Below pedals Trim Level: Birchwood Transmission Type: Manual Transmission Left-/right-hand drive vehicles: for left-hand drive vehicles
 <p>Floor pan, complete bottom of car. For RHD</p>	1683101600 <i>For reference:</i> 591100-0RHD 91150105200 91150105210 91150105221 91150105224 Dansk ORIGINAL	Porsche 911 RHD	2.0-3.3	10/64-07/89	Panel Type: Floor Panel Panel Type: Full Body Section Left-hand/Right-hand Traffic: for right-hand traffic
 <p>Heel plate/rear floor pan section by the tunnel</p>	1683101900 <i>For reference:</i> 591075-0 90150105132 91150105132 Dansk ORIGINAL	Porsche 911 Porsche 912	2.0-3.3 1.6	10/64-07/89 01/65-02/70	Fitting Position: Rear Trim Level: Heel plate
 <p>Front suspension repair panel. With cut out for air condition</p>	1683102200 <i>For reference:</i> 591133-9 DAN91150158001 DAN91150195500 DAN91150195501 Dansk ORIGINAL	Porsche 911	2.7-3.3	08/73-07/89	Fitting Position: Front Section: Lower Section Panel Type: Support Repair Panel: Repair Panel Vehicle Equipment: for vehicles with air conditioning
 <p>Front floor with suspension mounts and axle tunnel (with weld through primer)</p>	1683102500 <i>For reference:</i> 591133-2WTP 91150158001 91150195500 91150195501 Dansk ORIGINAL	Porsche 911	2.0-3.3	10/64-07/89	Fitting Position: Front Panel Type: Attachment Panel Repair Panel: Repair Panel Trim Level: W/ Axle tunnel Trim Level: W/ Suspension Mount Surface: primed

Description	Item no.	Application	Engine	Year	Criteria / Information
 <p>Floor plate, half, left</p>	1683102970 <i>For reference:</i> 591071 91150193500 91150193500GRV Dansk ORIGINAL	Porsche 911	2.7-3.3	08/73-07/89	Fitting Position: Left Panel Type: Floor Panel Repair Panel: Repair Panel
 <p>Floor plate, half, right</p>	1683102980 <i>For reference:</i> 591072 90150105231 91150193600 91150193600GRV Dansk ORIGINAL	Porsche 911	2.0-3.3	10/64-07/89	Fitting Position: Right Panel Type: Floor Panel Repair Panel: Repair Panel Quality: OE
 <p>Reinforcement for front floor with suspension mounts by axle mounting</p>	1683150200 <i>For reference:</i> 590930 90150142721 90150142721GRV Dansk ORIGINAL	Porsche 911 Porsche 912	2.0-3.3 1.6	10/64-07/89 01/65-02/70	Panel Type: Reinforcing Panel Section: Front Section
 <p>Pedal support bracket (weld on piece to the floor pan)</p>	1683150800 <i>For reference:</i> 591100-7 91150195000 Dansk ORIGINAL	Porsche 911 Porsche 912	2.0-3.3 1.6	10/64-07/89 01/65-02/70	Trim Level: Pedal supp. bracket Specification: Weld on piece
 <p>1/2 rear seat well bottom plate, left</p>	1683151270 <i>For reference:</i> 591167-1 DAN91150107100 Dansk ORIGINAL	Porsche 911 (915 gearbox)	2.4-3.3	08/71-07/86	Panel Type: Attachment Panel Fitting Position: Left Trim Level: Seat well bottom Version: Half-plate Transmission Code: 915

Description	Item no.	Application	Engine	Year	Criteria / Information
 <p>1/2 rear seat well bottom plate, right</p>	1683151280 <i>For reference:</i> 591167-2 DAN91150107200 	Porsche 911 (915 gearbox)	2.4-3.3	08/71-07/86	Panel Type: Attachment Panel Fitting Position: Right Trim Level: Seat well bottom Version: Half-plate Transmission Code: 915
 <p>Lower mounting tab for pedal floor board</p>	1683151600 <i>For reference:</i> 591071-5 90150139000 	Porsche 911 Porsche 912	2.0-3.3 1.6	10/64-07/89 01/65-02/70	Fitting Position: Lower Fitting Position: Footwell Specification: For pedal board
 <p>Bearing bracket for front pedal area, 2 pieces needed per car</p>	1683151700 <i>For reference:</i> 591133-8 90150106323 	Porsche 911 Porsche 912	2.0-3.3 1.6	10/64-07/89 01/65-02/70	Required quantity: 2 Specification: Holder, pedal area
 <p>Centre tunnel shift linkage inspection cover. Without ribs for Webasto heating/ventilation</p>	1683151800 <i>For reference:</i> 591077A 90150473130	Porsche 911	2.0-3.3	10/64-07/89	Supplementary Article/Info 2: without ventilation slots
 <p>Centre tunnel shift linkage inspection cover. With ribs for Webasto heating/ventilation</p>	1683151900 <i>For reference:</i> 591077B 90150473131	Porsche 911	2.0-3.3	10/64-07/89	Supplementary Article/Info 2: with ventilation slots



Description	Item no.	Application	Engine	Year	Criteria / Information
 <p>Repair panel for boot floor plate at VIN</p>	1683152100 <i>For reference:</i> 591132-3A 91150109800 	Porsche 911	2.2-3.3	08/72-07/81	Fitting Position: Boot Repair Panel: Repair Panel Trim Level: At VIN No.
 <p>Repair panel for boot floor plate at VIN</p>	1683152200 <i>For reference:</i> 591132-3B 93050109800 	Porsche 911	3.0-3.3	08/81-07/89	Fitting Position: Boot Repair Panel: Trim Level: At VIN No.
 <p>Picture coming soon</p> <p>Heater outlet tube for center tunnel (repair piece)</p>	1683152400 <i>For reference:</i> 590920 	Porsche 911 Porsche 912	2.0-3.3 1.6	10/64-07/89 01/65-02/70	Trim Level: Heater tube Repair Panel:
 <p>Tank support bracket, left/ right</p>	1683152500 <i>For reference:</i> 591133-3 90150140923 90150140923GRV 90150141023 90150141023GRV 	Porsche 911	2.7-3.3	08/73-07/89	Specification: Tank support bracket Fitting Position: Left Fitting Position: Right
 <p>Reinforcement plate for front floor section, left</p>	1683152670 <i>For reference:</i> 591133-6 90150140722 	Porsche 911	2.0-3.3	10/64-07/89	Trim Level: For front floor Panel Type: Reinforcing Panel Fitting Position: Front Fitting Position: Left

Description	Item no.	Application	Engine	Year	Criteria / Information
 <p>Reinforcement plate for front floor section, right</p>	1683152680 <i>For reference:</i> 591133-7 90150140822 	Porsche 911	2.0-3.3	10/64-07/89	Trim Level: For front floor Panel Type: Reinforcing Panel Fitting Position: Front Fitting Position: Right
 <p>Fuel tank support corner plate, left</p>	1684000970 <i>For reference:</i> 591032-1 90150145720 90150145720GRV 	Porsche 911	2.0-3.3	10/64-07/89	Fitting Position: Left Trim Level: Fuel tank support Panel Type: Corner Panel
 <p>Fuel tank support corner plate, right</p>	1684000980 <i>For reference:</i> 591032-2 90150145820 90150145820GRV 	Porsche 911	2.0-3.3	10/64-07/89	Fitting Position: Right Trim Level: Fuel tank support Panel Type: Corner Panel
 <p>Roll bar, tube version, Ø40 mm, without mounting brackets. Made of steel with black paint</p>	1684001800 <i>For reference:</i> 90180301521	Porsche 911 without sunroof Porsche 912 without sunroof	2.0-3.3 1.6	10/64-07/89 01/65-02/70	Vehicle Equipment: for vehicles without sunroof Pipe Diameter [mm]: 40 Colour: black
 <p>Mounting bracket set for bolt on roll bar, left and right</p>	1684001910 <i>For reference:</i> EQ840100 90180323121 90180323221	Porsche 911 without sunroof Porsche 912 without sunroof	2.0-3.3 1.6	10/64-07/89 01/65-02/70	Specification: Mounting bracket set Fitting Position: both sides Vehicle Equipment: for vehicles without sunroof





Description	Item no.	Application	Engine	Year	Criteria / Information
 <p>Support for impact absorber, left</p>	1684150770 <i>For reference:</i> 591103-3 91150114900 91150114902 	Porsche 911	2.7-3.3	08/77-07/89	Fitting Position: Left Front
 <p>Support for impact absorber, right</p>	1684150780 <i>For reference:</i> 591103-4 91150115000 91150115002 	Porsche 911	2.7-3.3	08/73-07/89	Fitting Position: Right Front
 <p>Bumper impact tube, short, front, black</p>	1684151500 <i>For reference:</i> 91150504503	Porsche 911	2.7-3.3	08/73-07/89	Fitting Position: Front Trim Level: Impact tube
 <p>Bumper horn, rear, left</p>	1684200570 <i>For reference:</i> 91150534100 	Porsche 911	2.7-3.0	08/73-07/83	Fitting Position: Left Rear Version: Bumper horn
 <p>Bumper horn, rear, right</p>	1684200580 <i>For reference:</i> 91150534200	Porsche 911	2.7-3.0	08/73-07/83	Fitting Position: Right Rear Version: Bumper horn

Description	Item no.	Application	Engine	Year	Criteria / Information
 <p>Bumper horn, rear, left</p>	1684200670 <i>For reference:</i> 93050503100	Porsche 911 Porsche 911 Turbo	3.2 3.3	08/83-07/89 09/77-07/89	Fitting Position: Left Rear Version: Bumper horn
 <p>Bumper horn, rear, right</p>	1684200680 <i>For reference:</i> 93050503200	Porsche 911 Porsche 911 Turbo	3.2 3.3	08/83-07/89 09/77-07/89	Fitting Position: Right Rear Version: Bumper horn
 <p>Bumper bracket, rear, left</p>	1684250570 <i>For reference:</i> 591183 91150116700 91150116703 91150116703GRV 91150192100 91150192101 Dansk ORIGINAL	Porsche 911	2.7-3.3	08/73-07/89	Fitting Position: Left Rear
 <p>Bumper bracket, rear, right</p>	1684250580 <i>For reference:</i> 591184 91150116800 91150116803 91150116803GRV 91150192200 91150192201 Dansk ORIGINAL	Porsche 911	2.7-3.3	08/73-07/89	Fitting Position: Right Rear
 <p>Bumper impact tube, long, rear, black</p>	1684250600 <i>For reference:</i> 91150504603	Porsche 911	2.7-3.3	08/73-07/89	Fitting Position: Rear Trim Level: Impact tube



Description	Item no.	Application	Engine	Year	Criteria / Information
 <p>Bumper bellow, front, left</p>	<p>1684350470 <i>For reference:</i> 91179950513 91179950563</p>	<p>Porsche 911</p>	<p>2.7-3.3</p>	<p>08/73-07/89</p>	<p>Fitting Position: Left Front Material: Plastic</p>
 <p>Bumper bellow, front, right</p>	<p>1684350480 <i>For reference:</i> 91179950514 91179950564</p>	<p>Porsche 911</p>	<p>2.7-3.3</p>	<p>08/73-07/89</p>	<p>Fitting Position: Right Front Material: Plastic</p>
 <p>Bumper bellow, rear, left</p>	<p>1684350570 <i>For reference:</i> 91179950515 91179950565</p>	<p>Porsche 911</p>	<p>2.7-3.3</p>	<p>08/73-07/89</p>	<p>Fitting Position: Left Rear Material: Plastic</p>
 <p>Bumper bellow, rear, right</p>	<p>1684350580 <i>For reference:</i> 91179950516 91179950566</p>	<p>Porsche 911</p>	<p>2.7-3.3</p>	<p>08/73-07/89</p>	<p>Fitting Position: Right Rear Material: Plastic</p>
 <p>Cover, bumper</p>	<p>1684450800 <i>For reference:</i> 94450132701 94450532700 99970318140</p>	<p>Porsche 911 Porsche 924 Porsche 944</p>	<p>3.0-3.3 2.0-2.5 2.5-3.0</p>	<p>08/82-07/89 08/79-07/88 08/81-07/91</p>	<p>Fitting Position: Rear Colour: black</p>

Description	Item no.	Application	Engine	Year	Criteria / Information
 <p>Support tube for rear bumper, long, left/right</p>	1685000300 <i>For reference:</i> 591189-1 91150162302 	Porsche 911	2.7-3.3	08/73-07/89	Fitting Position: Rear Fitting Position: both sides Trim Level: Support tube long version:
 <p>Support tube for rear bumper, short, left/right</p>	1685000400 <i>For reference:</i> 591189-2 91150162801 	Porsche 911	2.7-3.3	08/73-07/89	Fitting Position: Rear Fitting Position: both sides Trim Level: Support tube short version:
 <p>Rubber base seal for bumper shock</p>	1685000500 <i>For reference:</i> 91150531100	Porsche 911	2.7-3.3	08/73-07/89	Trim Level: Rubber base seal Fitting Position: Front Fitting Position: Rear
 <p>Door glass frame with vent window, chrome, left</p>	1685250270 <i>For reference:</i> 90154200543	Porsche 911 Targa	2.0-2.7	08/69-07/76	Trim Level: For vent window Fitting Position: Left Glass: Clear glass Surface: Chromed
 <p>Door glass frame with vent window, chrome, right</p>	1685250280 <i>For reference:</i> 90154200643	Porsche 911 Targa	2.0-2.7	08/69-07/76	Trim Level: For vent window Fitting Position: Right Glass: Clear glass Surface: Chromed

Description	Item no.	Application	Engine	Year	Criteria / Information
 <p>Stop at door window frame, upper</p>	1685250500 <i>For reference:</i> 91153175300 91153175302	Porsche 911	2.0-3.0	08/68-07/76	Fitting Position: Upper Panel Panel Type: Frame Panel
 <p>Vent window frame connection, left</p>	1685250670 <i>For reference:</i> 91154206541	Porsche 911 Cabrio Porsche 911 Targa Porsche 912 Targa Porsche 964 Cabrio Porsche 964 Targa	2.0-3.3 2.0-3.3 1.6 3.6 3.6	08/83-08/89 07/66-11/90 03/65-02/70 05/89-06/94 12/88-09/93	Fitting Position: Left
 <p>Vent window frame connection, right</p>	1685250680 <i>For reference:</i> 91154206641	Porsche 911 Cabrio Porsche 911 Targa Porsche 912 Targa Porsche 964 Cabrio Porsche 964 Targa	2.0-3.3 2.0-3.3 1.6 3.6 3.6	08/83-08/89 07/66-11/90 03/65-02/70 05/89-06/94 12/88-09/93	Fitting Position: Right
 <p>Door hinge with loose pin to fit both left and right</p>	1687400700 <i>For reference:</i> 90153103120	Porsche 911 Porsche 964 Porsche 993	2.0-3.3 3.3-3.6 3.6-3.8	10/64-07/89 12/88-06/94 10/93-09/97	Fitting Position: Vehicle Door Fitting Position: both sides
 <p>Door hinge bushing, brass, 4 pieces required per door</p>	1687450100 <i>For reference:</i> 90153131120	Porsche 911 Porsche 912 Porsche 964 Porsche 993	2.0-3.3 1.6 3.3-3.6 3.6-3.8	10/64-07/89 01/65-02/70 12/88-06/94 10/93-09/97	Trim Level: Bushing for hinge Material: Brass Required quantity: 4







Description	Item no.	Application	Engine	Year	Criteria / Information
 <p>Door hinge plate, tin, 1 mm thick</p>	1687450200 <i>For reference:</i> 90153139120	Porsche 911 Porsche 912 Porsche 964 Porsche 993	2.0-3.3 1.6 3.3-3.6 3.6-3.8	10/64-07/89 01/65-02/70 12/88-06/94 10/93-09/97	Trim Level: Hinge plate Thickness [mm]: 1
 <p>Pin for door hinge</p>	1687450400 <i>For reference:</i> 90153130520	Porsche 911 Porsche 912 Porsche 964 Porsche 993	2.0-3.3 1.6 3.3-3.6 3.6-3.8	10/64-07/89 01/65-02/70 12/88-06/94 10/93-09/97	Trim Level: Pin for hinge
 <p>Striker plate for door, left. Yellow chromated</p>	1687550670 <i>For reference:</i> 91153170100 91153170101 91153170102	Porsche 911	2.4-3.3	08/72-07/89	Fitting Position: Left Surface: Yellow Chromated
 <p>Striker plate for door, right. Yellow chromated</p>	1687550680 <i>For reference:</i> 91153170200 91153170201 91153170202	Porsche 911	2.4-3.3	08/72-07/89	Fitting Position: Right Surface: Yellow Chromated
 <p>Shim/gasket for door striker plate, 1.0 mm</p>	1687550900 <i>For reference:</i> 90153170323	Porsche 911 Porsche 964 Porsche 993	2.0-3.3 3.3-3.6 3.6-3.8	08/67-07/89 12/88-06/94 10/93-09/97	Trim Level: Shim striker plate Thickness [mm]: 1

Description	Item no.	Application	Engine	Year	Criteria / Information
 <p>Shim/gasket for door striker plate, 2.0 mm</p>	1687551000 <i>For reference:</i> 90153170324	Porsche 911 Porsche 964 Porsche 993	2.0-3.3 3.3-3.6 3.6-3.8	08/67-07/89 12/88-06/94 10/93-09/97	Trim Level: Shim striker plate Thickness [mm]: 2
 <p>Tank flap release handle</p>	1688000300 <i>For reference:</i> 90155282200	Porsche 911 Porsche 911 (oil flap release knob) Porsche 912 Porsche 959 Porsche 964 Porsche 993	2.0-3.3 2.0-2.2 1.6 2.8 3.3-3.6 3.6-3.8	10/64-07/89 08/70-07/71 01/65-12/69 01/86-04/91 12/88-06/94 10/93-09/97	
 <p>Roof outer liner, Targa</p>	1689501400 <i>For reference:</i> 90156503540 90156503541	Porsche 911 Targa Porsche 912 Targa Porsche 964 Targa	2.0-3.3 1.6 3.6	07/66-07/89 03/65-02/70 12/88-09/93	Specification: Roof outer liner
 <p>Door sill cover set, stainless steel, polished, 2 pieces</p>	1689800710 <i>For reference:</i> 91155198001	Porsche 911 Porsche 964 Porsche 993	2.7-3.3 3.3-3.6 3.6-3.8	08/73-07/89 12/88-06/94 10/93-09/97	Fitting Position: Left Fitting Position: Right Section: Inner Section Panel Type: Lateral Panel Material: Stainless Steel Surface: Blank
 <p>Expansion rivet for door sill step plate, plastic, 6 pieces needed per side</p>	1689804700 <i>For reference:</i> 99959155040	Porsche 911 Porsche 912 Porsche 914	2.0-3.3 1.6 1.7-2.0	08/68-07/89 08/68-02/70 01/69-02/76	Trim Level: Expansion rivet Trim Level: For door sill Material: Plastic Required quantity: 6








Description	Item no.	Application	Engine	Year	Criteria / Information
 <p>Door catch, electro galvanized, left/right</p>	<p>1689805300 <i>For reference:</i> 96453705700</p>	<p>Porsche 911 Porsche 964 Porsche 993</p>	<p>3.2-3.3 3.3-3.6 3.6-3.8</p>	<p>08/86-07/89 12/88-05/94 10/93-09/97</p>	<p>Fitting Position: both sides Surface: Electro galvanized</p>
 <p>Reinforcement kit for door check rod</p>	<p>1689808510 <i>For reference:</i> DAN53100599 DAN91153100599</p>	<p>Porsche 911 Porsche 912 Porsche 964</p>	<p>2.0-3.3 1.6 3.3-3.6</p>	<p>08/69-07/89 08/69-02/70 12/88-06/94</p>	<p>Specification: Reinforcement kit Quantity Unit: Set</p>




BRAKES






Description	Item no.	Application	Engine	Year	Criteria / Information
 <p>Master brake cylinder, 19.05 mm</p>	1661100200 <i>For reference:</i> 90135501202 90135501202 91135501201 91135501202	Porsche 911 Porsche 912 Porsche 914/6	2.0-3.0 1.6 2.0	10/64-12/77 01/65-02/70 11/69-12/73	Diameter [mm]: 19 Number of connectors: 2
 <p>Master brake cylinder, 20.64 mm</p>	1661100500 <i>For reference:</i> 91135501110 91135501111 91135501112	Porsche 911 Porsche 911 Turbo	3.0-3.2 3.0	03/74-07/89 01/75-12/77	Bore Diameter [mm]: 20
 <p>Master brake cylinder, Performance Big Bore, 23.00 mm</p>	1661100700 <i>For reference:</i> 91135501202 91135501202/1	Porsche 911 Porsche 912 Porsche 914/6	2.0-3.0 1.6 2.0	10/64-12/77 01/65-02/70 11/69-12/73	Diameter [mm]: 23 Number of connectors: 2 Version: Big Bore Version: Performance
 <p>Cap for brake fluid reservoir, black</p>	1661200300 <i>For reference:</i> 91135590502	Porsche 911	2.0-3.0	08/70-07/82	Colour: black Single/Dual Circuit Brake System: 2
 <p>Brake fluid reservoir with black cap</p>	1661200500 <i>For reference:</i> 91135501313	Porsche 911 Porsche 912 Porsche 914	2.0-3.3 1.6 1.7-2.0	08/67-07/86 08/67-02/70 01/69-02/76	Version: Black cap






Description	Item no.	Application	Engine	Year	Criteria / Information
 <p>Retaining strap for brake fluid reservoir, metal</p>	1661250100 <i>For reference:</i> 90135501500	Porsche 911 Porsche 912	2.0-3.0 1.6	08/67-07/77 08/67-02/70	Trim Level: Retaining strap
 <p>Connecting line for master brake cylinder, front</p>	1661250300 <i>For reference:</i> 90135506100 91435506100 PCG35506100 PCG35506110	Porsche 911 Porsche 912 Porsche 914	2.0-3.0 1.6 1.7-2.0	08/67-12/77 08/67-02/70 01/69-02/76	Brake System: Connecting line Fitting Position: Front
 <p>Connecting line for master brake cylinder, rear</p>	1661250400 <i>For reference:</i> 90135506300 91435506300 PCG35506300 PCG35506310	Porsche 911 Porsche 912 Porsche 914	2.0-3.0 1.6 1.7-2.0	08/67-12/77 08/67-02/70 01/69-02/76	Brake System: Connecting line Fitting Position: Rear
 <p>Brake fluid strainer, plastic</p>	8161250400 <i>For reference:</i> 211611381B 211611381B 69535590400 Jopex 	Porsche 356 C Porsche 911 Porsche 912 Porsche 924 Porsche 944 Porsche 964 Porsche 993 VW 181 VW Golf/Jetta	1.6 2.0-3.3 1.6 2.0-2.5 2.5-3.0 3.3-3.6 3.6-3.8 1.5-1.6 1.1-1.6 (incl. D)	01/63-12/65 10/64-07/89 01/65-02/70 11/75-08/89 06/81-07/91 12/88-06/94 10/93-09/97 09/69-02/79 04/74-07/79	Trim Level: Strainer Material: Plastic
 <p>Brake line kit, 2 circuit brake system (not for models with brake booster). With 10 lines for 1 vehicle</p>	1661500210 <i>For reference:</i> EQ698001	Porsche 911	2.0-3.0	08/68-07/76	Number of circuits: 2 Braking System: for vehicles without brake booster Quantity: 10

Description	Item no.	Application	Engine	Year	Criteria / Information
 <p>Brake line kit, 2 circuit brake system. With 9 lines for 1 vehicle. Must be hand formed. RHD</p>	1661500710 <i>For reference:</i> EQ698006 91135561100 91135561101 91135561110 91135561120	Porsche 911	2.0-2.7	08/68-07/75	Number of circuits: 2 Quantity: 9 Left-/right-hand drive vehicles: for right-hand drive vehicles
 <p>Brake line grommet, rubber. 2 pieces needed per car</p>	1661550100 <i>For reference:</i> 91435565100	Porsche 356 B/C Porsche 911 Porsche 912 Porsche 914 Porsche 959	1.6 2.0-3.3 1.6 1.7-2.0 2.8	01/59-12/65 10/64-07/89 01/65-02/70 01/69-02/76 01/86-04/91	Required quantity: 2
 <p>Banjo bolt for brake line, 2 pieces needed per car</p>	1661550200 <i>For reference:</i> 99913500202	Porsche 356 /A/B Porsche 911 Turbo Porsche 914	1.1-1.6 3.0-3.3 1.7-2.0	01/50-12/63 01/75-07/89 01/69-02/76	Fitting Position: Lower Front Axle Required quantity: 2
 <p>Brake hose/line connection piece</p>	1661550400 <i>For reference:</i> 91435566100	Porsche 911 Porsche 912 Porsche 914	2.0-3.3 1.6 1.7-2.0	10/64-07/89 01/65-02/70 01/69-02/76	
 <p>T-piece brake fluid distributor, 3-way</p>	1661550500 <i>For reference:</i> 91435566700 91435566701	Porsche 911 Porsche 912 Porsche 924S Porsche 928 Porsche 944 Porsche 964 Porsche 968	2.0-3.3 1.6 2.5 4.5-5.4 2.5-3.0 3.3-3.6 3.0	10/64-07/89 01/65-02/70 09/85-07/88 09/77-11/95 06/81-07/91 12/88-06/94 06/91-11/95	Adapter Shape: T Shape (T Piece)

Description	Item no.	Application	Engine	Year	Criteria / Information
 <p>Picture coming soon</p> <p>Banjo ring fitting for brake line</p>	1661550600 <i>For reference:</i> 91435553100 99921502703	Porsche 356 /A/B/C Porsche 911 Porsche 911 Turbo Porsche 914	1.1-1.6 2.0-3.0 3.3 1.7-2.0	01/50-12/65 10/65-12/77 09/77-07/89 01/69-07/77	Thread Size: M10x1 Bore Diameter [mm]: 12 Length [mm]: 32 Width [mm]: 12
 <p>Brake hose, front, 300 mm</p>	1661600100 <i>For reference:</i> 69535168190 90135503202 90135563200 90135563201 91135560501	Porsche 911 Porsche 912 Porsche 914/6	2.0-3.3 1.6 2.0	10/64-07/89 01/65-02/70 11/69-12/73	Fitting Position: Front Axle Length [mm]: 300
 <p>Bracket for brake hose</p>	8161650100 <i>For reference:</i> 611201014 113611715A 113611715A Jopex 	Porsche 356 /A Porsche 911 Porsche 914/6 Porsche 924 Porsche 928 Porsche 944 Porsche 959 Porsche 968 VW 181 VW Baja VW Buggy VW Karmann Ghia VW Transporter T1 VW Transporter T2 VW Type 1 VW Type 3 VW Type 4	1.1-1.6 2.0-3.3 2.0 2.0-2.5 4.5-5.4 2.5-3.0 2.8 3.0 1.5-1.6 1.2-1.6 1.2-1.6 1.2-1.6 1.2-1.5 1.6-2.0 1.2-1.6 1.5-1.6 1.7-1.8	01/50-12/61 09/69-07/89 11/69-12/73 11/75-08/89 09/77-11/95 06/81-07/91 01/86-04/91 06/91-11/95 09/69-02/79 08/68-12/86 08/63-07/71 08/55-07/74 01/50-07/67 08/67-07/79 12/47-12/86 04/61-07/73 07/68-03/75	Similar to picture:
 <p>Retaining clip for brake hose</p>	8161650200 <i>For reference:</i> 4154280143 803611715 803611715 A4154280143 Jopex 	Mercedes /8 (W114) Mercedes /8 (W115) Mercedes 123 (W123) Mercedes Heckflosse (W110) Mercedes Heckflosse (W111/112) Mercedes Pagoda (W113) Mercedes S (W108/109) Mercedes S (W116) Mercedes SL (R107) Mercedes SLC (C107) Porsche 356 B/C Porsche 911 Porsche 912 Porsche 914 Porsche 964 Porsche 968 VW Golf VW Golf Cabrio VW Scirocco VW Transporter T3	2.3-2.8 2.0-3.0 (incl. D) 2.0-3.0 (incl. D) 1.9-2.3 (incl. D) 2.2-3.0 2.3-2.8 2.5-6.3 2.8-6.8 2.8-5.6 2.8-5.0 1.6 2.0-3.3 1.6 1.7-2.0 3.3-3.6 3.0 1.1-1.8 (incl. D) 1.3-1.8 1.1-1.6 1.6-2.1 (incl. D)	01/68-11/76 01/68-01/77 01/76-12/85 04/61-02/68 08/59-01/68 01/63-03/71 01/66-08/72 08/72-07/80 05/71-08/89 01/72-09/81 01/59-12/65 10/64-07/89 01/65-02/70 01/69-02/76 12/88-06/94 06/91-11/95 04/74-12/83 01/79-04/93 02/74-07/80 05/79-07/92	
 <p>Brake hose, rear, 240 mm</p>	1661700300 <i>For reference:</i> 90135563100 90135563101 90135563102	Porsche 911 Porsche 912	2.0-3.3 1.6	08/68-12/83 01/69-02/70	Fitting Position: Rear Axle Length [mm]: 240

Description	Item no.	Application	Engine	Year	Criteria / Information
 Brake hose, rear, 250 mm	1661700400 <i>For reference:</i> 91135508700 91135508701	Porsche 911 Porsche 964	3.2-3.3 3.3-3.6	02/84-07/89 12/88-06/94	Fitting Position: Rear Axle Length [mm]: 250
 Brake hose, rear, 250 mm	1661700402 <i>For reference:</i> 91135508700 91135508701	Porsche 911 Porsche 964	3.2-3.3 3.3-3.6	02/84-07/89 12/88-06/94	Fitting Position: Rear Axle Length [mm]: 250
 Brake servo, Ø194 mm	1661800100 <i>For reference:</i> 91135502700	Porsche 911 Porsche 911 Turbo	2.7-3.0 3.0	08/76-06/77 08/76-12/77	Diameter [mm]: 194
 Brake servo	1661800200 <i>For reference:</i> 93035502700	Porsche 911 SC/Carrera	3.0-3.2	08/77-07/88	
 Brake caliper, front, left, new	1661900870 <i>For reference:</i> 91135193500	Porsche 911	2.2-3.0	08/71-12/77	Fitting Position: Front Axle Left New Part: Version: S






Description	Item no.	Application	Engine	Year	Criteria / Information
 <p>Brake caliper, front, right, new</p>	1661900880 <i>For reference:</i> 91135193600	Porsche 911	2.2-3.0	08/71-12/77	Fitting Position: Front Axle Right New Part: Version: S
 <p>Brake caliper, front, left, new</p>	1661901470 <i>For reference:</i> 91135190700	Porsche 911 Carrera Porsche 911 Carrera Porsche 911 Targa Porsche 911 Targa Porsche 914/6	2.7S 3.0SC 2.0S 2.7S 2.0	01/74-12/75 03/74-12/75 01/69-02/72 01/74-12/75 01/70-12/73	Fitting Position: Front Axle Left Manufacturer Restriction: ATE New Part:
 <p>Brake caliper, front, right, new</p>	1661901480 <i>For reference:</i> 91135190800	Porsche 911 Carrera Porsche 911 Carrera Porsche 911 Targa Porsche 911 Targa Porsche 914/6	2.7S 3.0SC 2.0S 2.7S 2.0	01/74-12/75 03/74-12/75 01/69-02/72 01/74-12/75 01/70-12/73	Fitting Position: Front Axle Right Manufacturer Restriction: ATE New Part:
 <p>Brake caliper, front, left, new</p>	1661901570 <i>For reference:</i> 91135142502	Porsche 911	2.7-3.0	08/75-07/83	Fitting Position: Front Axle Left New Part: Version: A
 <p>Brake caliper, front, right, new</p>	1661901580 <i>For reference:</i> 91135142602	Porsche 911	2.7-3.0	08/75-07/83	Fitting Position: Front Axle Right New Part: Version: A






Description	Item no.	Application	Engine	Year	Criteria / Information
 <p>Brake caliper, front, left, new</p>	<p>1661901670 For reference: 91135142503</p>	<p>Porsche 911</p>	<p>3.2</p>	<p>08/83-07/89</p>	<p>Fitting Position: Front Axle Left New Part:</p>
 <p>Brake caliper, front, right, new</p>	<p>1661901680 For reference: 91135142603</p>	<p>Porsche 911</p>	<p>3.2</p>	<p>08/83-07/89</p>	<p>Fitting Position: Front Axle Right New Part:</p>
 <p>Repair kit for brake caliper, front. For one caliper</p>	<p>1661950110 For reference: 91135194600</p>	<p>Porsche 911 (not Turbo)</p>	<p>2.7-3.2</p>	<p>08/73-07/89</p>	<p>Fitting Position: Front Axle</p>
 <p>Repair kit for brake caliper, front. For one caliper</p>	<p>1661950212 For reference: 90135199800</p>	<p>Porsche 911 E/S</p>	<p>2.0-2.4</p>	<p>08/68-07/73</p>	<p>Fitting Position: Front Axle</p>
 <p>Repair kit for M-brake caliper, front. For one caliper</p>	<p>1661950710 For reference: 90135196411</p>	<p>Porsche 911 Porsche 912 Porsche 914/6</p>	<p>2.0-2.7 1.6 2.0</p>	<p>10/64-07/74 01/65-02/70 11/69-12/73</p>	<p>Fitting Position: Front Axle Left Fitting Position: Front Axle Right Version: For M-caliper for article number: 1661901470 for article number: 1661901480</p>





Description	Item no.	Application	Engine	Year	Criteria / Information
 Brake caliper, rear, left, new	1662000170 <i>For reference:</i> 91135290700	Porsche 911 (ventilated discs)	2.0-3.3	10/64-07/83	Fitting Position: Rear Axle Left Diameter [mm]: 38 Brake Caliper Type: Fixed Caliper (2 pistons) Brake System: Ate
 Brake caliper, rear, right, new	1662000180 <i>For reference:</i> 91135290800	Porsche 911 (ventilated discs)	2.0-3.3	10/64-07/83	Fitting Position: Rear Axle Right Diameter [mm]: 38 Brake Caliper Type: Fixed Caliper (2 pistons) Brake System: Ate
 Brake caliper, rear, left, new	1662000870 <i>For reference:</i> 91135242500	Porsche 911	3.2	08/83-07/89	Fitting Position: Rear Axle Left
 Brake caliper, rear, right, new	1662000880 <i>For reference:</i> 91135242600	Porsche 911	3.2	08/83-07/89	Fitting Position: Rear Axle Right
 Cap for brake bleeder valve	1663000400 <i>For reference:</i>	Porsche 911 Porsche 944 Porsche 964 Porsche 993	3.2-3.3 2.5-3.0 3.3-3.6 3.6-3.8	08/83-07/89 08/85-07/91 12/88-06/94 10/93-09/97	

Description	Item no.	Application	Engine	Year	Criteria / Information
 <p>Brake disc, front, ventilated, 282x20.5 mm, coated</p>	1663100103 <i>For reference:</i> 477405083A 90135104116 90135104118 90135104120 90135140116 91135104120	Porsche 911 Porsche 911 Turbo Porsche 924 S Porsche 924 Turbo Porsche 944	2.0-3.0 3.0 2.5 2.0 2.5	08/69-07/83 01/75-12/77 08/85-07/88 06/80-10/86 06/81-12/86	Fitting Position: Front Axle Brake Disc Type: Vented Outer Diameter [mm]: 282 Brake Disc Thickness [mm]: 20,5 Number of Holes: 5 Surface: Coated
 <p>Brake disc, front, ventilated, 282x24 mm</p>	1663100203 <i>For reference:</i> 91135104122 91135104122	Porsche 911	3.2	08/83-07/89	Fitting Position: Front Axle Brake Disc Type: Vented Outer Diameter [mm]: 282 Brake Disc Thickness [mm]: 24 Number of Holes: 5
 <p>Brake disc, rear, left/right, 290x20 mm, coated</p>	1663200100 <i>For reference:</i> 90135204114	Porsche 911 Porsche 911 Turbo	2.0-3.0 3.0	08/67-07/83 01/75-12/77	Fitting Position: Rear Axle Brake Disc Type: Vented Brake Disc Thickness [mm]: 20 Outer Diameter [mm]: 290 Number of Holes: 5 Surface: Coated
 <p>Brake disc, rear, left/right, 290x20 mm, coated</p>	1663201300 <i>For reference:</i> 91135204108 91135204109	Porsche 911	3.2	08/83-08/89	Fitting Position: Rear Axle Brake Disc Type: Vented Brake Disc Thickness [mm]: 20 Outer Diameter [mm]: 290 Surface: Coated Number of Holes: 5
 <p>Brake disc, rear, left, 309x28 mm, coated</p>	1663201470 <i>For reference:</i> 93035204500	Porsche 911 Turbo	3.3	09/77-09/86	Fitting Position: Rear Axle Left Brake Disc Type: slotted/ perforated Brake Disc Thickness [mm]: 28 Outer Diameter [mm]: 309 Number of Holes: 5 Surface: Coated





Description	Item no.	Application	Engine	Year	Criteria / Information
 <p>Brake disc, rear, right, 309x28 mm, coated</p>	1663201480 <i>For reference:</i> 93035204600	Porsche 911 Turbo	3.3	09/77-09/86	Fitting Position: Rear Axle Right Brake Disc Type: slotted/ perforated Brake Disc Thickness [mm]: 28 Outer Diameter [mm]: 309 Number of Holes: 5 Surface: Coated
 <p>Brake pad set, front/rear, 15.0 mm</p>	1663600112 <i>For reference:</i> 90135196322 90135196325 90135299700 91135193800 91135290300 91135294900 91135295000 91135295001 91135295002 91135295003	Porsche 356 A/B/C, front Porsche 911 SC Carrera RS, front/rear Porsche 911 SC, front Porsche 911 SC, rear Porsche 911S, front Porsche 911S, rear Porsche 912, front Porsche 914, front	1.5-1.6 2.7 3.0 3.0-3.2 2.7 2.7 1.6 1.7-2.0	01/63-12/65 01/78-01/79 03/74-12/77 03/74-07/89 01/74-01/76 08/73-12/74 01/65-02/70 08/71-02/76	Thickness [mm]: 15 Width [mm]: 61,5 Height [mm]: 56,5 Wear Warning Contact: prepared for wear warning indicator Wear Warning Contact: excl. wear warning contact Brake System: ATE-TEVES
 <p>Brake pad set, front, 15.0 mm</p>	8163601010 <i>For reference:</i> 698210001ALT 0004206620 0004206720 211698151 211698151A 211698151B 211698151C 211698151D 211698151F 211698151G Jopex 	Mercedes /8 (W114) Mercedes /8 (W114) Mercedes /8 (W115) Mercedes Cabriolet (W111) Mercedes Coupe (W111) Mercedes Heckflosse (W110) Mercedes Pagoda (W113) Mercedes Ponton (W121) Porsche 911 VW Transporter T2	2.3 2.5 2.8 2.5 2.8 2.0 2.0D 2.2 2.2D 2.3 2.4 3.5 2.2 2.5 2.8 3.5 1.9 2.0 2.0D 2.3 2.3 2.8 1.9 2.0-3.0 1.6-1.7	01/68-11/76 04/69-11/76 01/68-01/77 01/69-12/71 01/61-12/71 04/61-02/68 01/63-03/71 01/59-12/61 08/67-07/83 08/70-07/72	Fitting Position: Front Axle Thickness [mm]: 15 Brake System: Ate - Teves Registration Type: ECE approved
 <p>Brake shoe set with linings, rear, 180x25 mm, with E-mark</p>	1663900110 <i>For reference:</i> 352911001 91135209710	Porsche 911	2.0-3.2	08/69-07/89	Fitting Position: Rear Axle Diameter [mm]: 180 Width [mm]: 25 Brake Pad: with lining
 <p>Brake shoe set with linings, rear, 180x25 mm, with E-mark</p>	1663900112 <i>For reference:</i> 91135209710	Porsche 911	2.0-3.2	08/69-07/89	Fitting Position: Rear Axle Diameter [mm]: 180 Width [mm]: 25 Brake Pad: with lining

Description	Item no.	Application	Engine	Year	Criteria / Information
 <p>Spring plate for brake shoes, rear, left/right</p>	<p>1663950100 For reference: 90135295510</p>	<p>Porsche 911 Porsche 912</p>	<p>2.0-3.3 1.6</p>	<p>10/64-07/89 01/65-02/70</p>	<p>Fitting Position: Rear Axle both sides</p>
 <p>Brake pad hardware kit, rear</p>	<p>1664000310 For reference: 91135295101</p>	<p>Porsche 911</p>	<p>3.2</p>	<p>08/83-07/89</p>	<p>Fitting Position: Rear Axle</p>
 <p>Brake pad hardware kit, rear</p>	<p>1664000312 For reference: 91135295101</p>	<p>Porsche 911</p>	<p>3.2</p>	<p>08/83-07/89</p>	<p>Fitting Position: Rear Axle</p>
 <p>Brake pad hardware kit for "S-caliper", front</p>	<p>1664000610 For reference: 91135195103</p>	<p>Porsche 911</p>	<p>2.7-3.0</p>	<p>08/73-12/77</p>	<p>Fitting Position: Front Axle Left Fitting Position: Front Axle Right Specification: For "S-caliper"</p>
 <p>Brake pad hardware kit for "M-caliper", rear</p>	<p>1664000710 For reference: 91135295100</p>	<p>Porsche 911 Porsche 912E</p>	<p>2.0-3.0 2.0</p>	<p>08/69-07/83 09/75-12/76</p>	<p>Fitting Position: Rear Axle Left Fitting Position: Rear Axle Right Specification: For "M-caliper"</p>

Description	Item no.	Application	Engine	Year	Criteria / Information
 <p>Hardware kit for parking brake shoes</p>	1664000810 <i>For reference:</i> PCG35209712	Porsche 911	2.0-3.3	10/64-07/89	Fitting Position: Rear Axle
 <p>Brake pad hardware kit for "M-caliper", front</p>	1664001110 <i>For reference:</i> 90135191614	Porsche 911 Carrera Porsche 911 Carrera Porsche 911 Targa Porsche 914/6	2.7S 3.0SC 2.0S 2.7S 2.0	01/74-12/75 03/74-12/75 01/69-02/72 01/74-12/75 01/70-12/73	Fitting Position: Front Axle Specification: For M-caliper
 <p>Splash panel, front, left/right</p>	1664200200 <i>For reference:</i> 90135180117	Porsche 911 Porsche 914/6	2.0-3.2 2.0	08/68-07/89 11/69-12/73	Fitting Position: Front Axle
 <p>Splash panel, rear, left/right</p>	1664300200 <i>For reference:</i> 91135280120	Porsche 911 (not Turbo)	2.7-3.2	08/73-07/89	Fitting Position: Rear Axle Left Fitting Position: Rear Axle Right
 <p>Handbrake cable, 1413 mm</p>	1670300103 <i>For reference:</i> 90142455101 90142455113 91142455101 91142455102 91142455103	Porsche 911 SC/Carrera	2.0-3.2	08/68-07/89	Fitting Position: Rear Length [mm]: 1413 Brake Type: Disc Brake

Description	Item no.	Application	Engine	Year	Criteria / Information
 <p>Handbrake cable, 1415 mm</p>	1670300703 <i>For reference:</i> 93042455300	Porsche 911 Turbo	3.0	01/75-12/77	Fitting Position: Rear
 <p>Handbrake lever arm without handle, black</p>	1672500200 <i>For reference:</i> 91142405900	Porsche 911 Porsche 912	2.0-3.3 1.6	10/64-07/89 01/65-02/70	Colour: black
 <p>Pawl for handbrake lever</p>	1672550100 <i>For reference:</i> 90142450800	Porsche 911 Porsche 912 Porsche 914	2.0-3.3 1.6 1.7-2.0	10/64-07/89 01/65-02/70 01/69-02/76	Trim Level: Pawl for handbrake
 <p>Handbrake turnbuckle</p>	1672550200 <i>For reference:</i> 90142456800	Porsche 911 Porsche 912	2.0-3.0 1.6	10/64-07/89 01/65-02/70	Trim Level: Turnbuckle
 <p>Handbrake handle, carbon</p>	1672600100 <i>For reference:</i> EQ721001	Porsche 911	2.0-3.3	10/64-07/89	Trim Level: Handbrake handle Colour: Carbon




Description	Item no.	Application	Engine	Year	Criteria / Information
 <p>Handbrake handle, alu - performance look</p>	1672600200 <i>For reference:</i> EQ721002	Porsche 911	2.0-3.3	10/64-07/89	Trim Level: Lever handle Material: Aluminium
 <p>Handbrake handle, black, OE look</p>	1672600300 <i>For reference:</i> 90142452101	Porsche 911	2.0-3.3	10/64-07/89	Colour: black Version: OE look
 <p>Push button for hand brake, black</p>	1672600400 <i>For reference:</i> 90142452301	Porsche 911 Porsche 912 Porsche 914 Porsche 959	2.0-3.3 1.6 1.7-2.0 2.8	10/64-07/89 01/65-02/70 01/69-02/76 01/86-04/91	Trim Level: Push button Colour: black
 <p>Handbrake cover</p>	1672600500 <i>For reference:</i> 91142459102	Porsche 911	2.7-3.3	08/73-07/85	Colour: black
 <p>Handbrake boot, black</p>	1672600900 <i>For reference:</i> 91142459103	Porsche 911 (not Turbo)	2.7-3.0	08/74-07/83	Colour: black

Description	Item no.	Application	Engine	Year	Criteria / Information
 <p>Sensor, brake pad wear</p>	<p>1697300500 For reference: 94461221102</p>	<p>Porsche 911, rear Porsche 944, front</p>	<p>3.2 2.5</p>	<p>08/83-07/89 01/85-07/86</p>	<p>Brake Type: Disc Brake Length [mm]: 280</p>
 <p>Sensor, brake pad wear, front</p>	<p>1697301300 For reference: 99361296501</p>	<p>Porsche 911</p>	<p>3.2</p>	<p>08/83-07/89</p>	<p>Fitting Position: Front Axle Brake Type: Disc Brake Length [mm]: 290</p>
 <p>Sensor, brake pad wear, rear</p>	<p>1697302100 For reference: 93061221100 93061221102</p>	<p>Porsche 911 Turbo</p>	<p>3.3</p>	<p>09/77-07/89</p>	<p>Fitting Position: Rear Axle Brake Type: Disc Brake Length [mm]: 590</p>
 <p>Sensor, brake lining wear, front, 290mm</p>	<p>1697302800 For reference: 99361296500 99361296501 99361296502</p>	<p>Porsche 911</p>	<p>3.2</p>	<p>08/83-07/89</p>	<p>Fitting Position: Front Length [mm]: 290</p>

CABLES





Description	Item no.	Application	Engine	Year	Criteria / Information
 Grommet for cable	1615652800 <i>For reference:</i> 91450431900	Porsche 356 B T6/C Porsche 911 Porsche 912 Porsche 914 Porsche 924 Porsche 928 Porsche 944	1.6 2.0-3.3 1.6 1.7-2.0 2.0-2.5 4.5-5.4 2.5-3.0	09/61-12/65 10/64-07/89 01/65-02/70 01/69-02/76 11/75-08/89 09/77-11/95 06/81-07/91	Trim Level: Grommet for cable
 Bush for accelerator bell crank, nylon, left/right, 2 pieces needed per car	1670150200 <i>For reference:</i> 91442321100	Porsche 356 B/C Porsche 911 Porsche 914/6	1.6 2.0-3.3 2.0	01/59-12/65 10/64-07/89 11/69-12/73	Trim Level: Bush, accel. bell Material: Nylon Required quantity: 2
 Handbrake cable, 1413 mm	1670300103 <i>For reference:</i> 90142455101 90142455113 91142455101 91142455102 91142455103	Porsche 911 SC/Carrera	2.0-3.2	08/68-07/89	Fitting Position: Rear Length [mm]: 1413 Brake Type: Disc Brake
 Handbrake cable, 1415 mm	1670300703 <i>For reference:</i> 93042455300	Porsche 911 Turbo	3.0	01/75-12/77	Fitting Position: Rear
 Heater cable, manual adjustment	1670500200 <i>For reference:</i> 91142470101	Porsche 911 Carrera	2.7-3.2	08/73-07/89	Operating Mode: Manual









Description	Item no.	Application	Engine	Year	Criteria / Information
 <p>Heater cable, manual adjustment</p>	<p>1670500206 For reference: 91142470101</p>	<p>Porsche 911 Carrera</p>	<p>2.7-3.2</p>	<p>08/73-07/89</p>	<p>Operating Mode: Manual</p>
 <p>Speedo cable</p>	<p>1670600303 For reference: 91164151000</p>	<p>Porsche 911 Porsche 911 Porsche 911 RS</p>	<p>2.0-2.4 2.7 2.7</p>	<p>08/71-07/73 08/73-07/77 08/72-07/77</p>	<p>Trim Level: Speedo cable</p>
 <p>Rubber boot for speedo cable</p>	<p>1670650100 For reference: 91164152000</p>	<p>Porsche 911 not Turbo</p>	<p>2.2-3.0</p>	<p>08/71-07/77</p>	<p>Trim Level: Rubber boot</p>
 <p>Bonnet and engine hood cable</p>	<p>1670700303 For reference: 90151107320 90151107321</p>	<p>Porsche 911 Coupe front Porsche 911 front Porsche 911 front Porsche 911 rear Porsche 964 rear</p>	<p>2.0-2.4 2.0 2.7-3.3 2.0-3.3 3.6</p>	<p>08/69-07/73 10/64-07/69 08/73-07/89 10/64-07/89 07/89-07/90</p>	
 <p>Guide tube for bonnet cable, 1750 mm</p>	<p>1670750200 For reference: 90150218122</p>	<p>Porsche 911</p>	<p>2.0-3.3</p>	<p>10/64-07/89</p>	<p>Trim Level: Guide tube Length [mm]: 1750</p>











Description	Item no.	Application	Engine	Year	Criteria / Information
 <p>Guide tube for engine hood cable, 1800 mm</p>	<p>1670750300 <i>For reference:</i> 91150248300</p>	<p>Porsche 911</p>	<p>2.0-3.3</p>	<p>10/64-07/89</p>	<p>Trim Level: Guide tube Fitting Position: Engine Compartment Length [mm]: 1800</p>
 <p>Thermostat cable, 469 mm</p>	<p>8172000400 <i>For reference:</i> 021119751 021119751 Jopex </p>	<p>Porsche 911 Porsche 914 VW Transporter T2 VW Transporter T3 VW Transporter T3 shorten to 350 mm VW Type 4</p>	<p>2.7-3.0 1.7-2.0 1.7-2.0 2.0 1.6 1.7-1.8</p>	<p>08/73-07/77 01/69-02/76 08/71-07/79 05/79-04/86 05/79-12/82 07/68-03/75</p>	<p>Trim Level: Thermostat cable Cable Length [mm]: 469</p>






COOLING/HEATING









Description	Item no.	Application	Engine	Year	Criteria / Information
 <p>Picture coming soon</p> <p>Cover plate for engine, black</p>	<p>1611000200 For reference: 93010630100</p>	<p>Porsche 911 Porsche 964 Turbo</p>	<p>3.0-3.2 3.3</p>	<p>03/74-07/89 08/90-09/93</p>	<p>Specification: Cover plate Colour: black</p>
 <p>Alternator fan housing strap</p>	<p>1614950100 For reference: 90110625102 90110625104 96410625120</p>	<p>Porsche 911 Porsche 914/6 Porsche 964</p>	<p>2.0-3.3 2.0 3.3-3.6</p>	<p>10/64-07/89 11/69-12/73 12/88-06/94</p>	<p>Specification: Fan house strap</p>
 <p>Mounting kit for heat exchanger. The kit includes 4 gaskets, nuts and bolts</p>	<p>1621701410 For reference: 91.011KIT</p>	<p>Porsche 911</p>	<p>2.0-2.7</p>	<p>10/64-07/75</p>	
 <p>Mounting kit for heat exchanger. The kit includes 4 gaskets, nuts and bolts</p>	<p>1621701510 For reference: 91.101KIT</p>	<p>Porsche 911 SC/911 Carrera</p>	<p>2.7-3.0</p>	<p>08/75-07/83</p>	
 <p>Mounting kit for heat exchanger. The kit includes 4 gaskets, nuts and bolts</p>	<p>1621701610 For reference: 91.103KIT</p>	<p>Porsche 911 Turbo Porsche 911 Turbo</p>	<p>3.0 3.3</p>	<p>01/75-12/77 09/77-07/83</p>	








Description	Item no.	Application	Engine	Year	Criteria / Information
 <p>Mounting kit for heat exchanger. The kit includes 4 gaskets, nuts and bolts</p>	1621701710 <i>For reference:</i> 91.104KIT	Porsche 911 Carrera Porsche 911 Turbo	3.2 3.3	08/83-07/89 08/83-07/89	
 <p>Heat exchanger, left/right. Made of galvanized steel</p>	1623102100 <i>For reference:</i> 91.101G 93021102501 Dansk ORIGINAL	Porsche 911 SC/911 Carrera	2.7-3.0	08/75-07/83	Fitting Position: Left Fitting Position: Right Material: Steel Surface: Galvanized Core Length [mm]: 550 Core Width [mm]: 250 Core Depth [mm]: 250
 <p>Heat exchanger, left. Made of steel with grey paint</p>	1623102370 <i>For reference:</i> 91.011 91121102160 Dansk ORIGINAL	Porsche 911 Porsche 911 Porsche 911 (not mech. inj.)	2.0-2.2 2.7 2.0-2.4	10/64-07/71 08/73-07/75 08/71-07/73	Fitting Position: Left Material: Steel Surface: Painted Colour: grey Core Length [mm]: 700 Core Width [mm]: 460 Core Depth [mm]: 360
 <p>Heat exchanger, right. Made of steel with grey paint</p>	1623102380 <i>For reference:</i> 91.012 91121102210 Dansk ORIGINAL	Porsche 911 T (not mech. injection) Porsche 911/911 S/911 Carrera	2.0-2.4 2.7	10/64-07/73 08/73-07/75	Fitting Position: Right Material: Steel Surface: Painted Colour: grey Core Length [mm]: 700 Core Width [mm]: 460 Core Depth [mm]: 360
 <p>Heat exchanger, left. Made of stainless steel</p>	1623102570 <i>For reference:</i> 91.011S 91121102160 Dansk ORIGINAL	Porsche 911 Porsche 911 Porsche 911 (not mech. inj.)	2.0-2.2 2.7 2.0-2.4	10/64-07/71 08/73-07/75 08/71-07/73	Fitting Position: Left Material: Stainless Steel Core Length [mm]: 700 Core Width [mm]: 460 Core Depth [mm]: 360

Description	Item no.	Application	Engine	Year	Criteria / Information
 <p>Heat exchanger, right. Made of stainless steel</p>	1623102580 <i>For reference:</i> 91.012S 91121102210 	Porsche 911 Porsche 911 Porsche 911 (not mech. inj.)	2.0-2.2 2.7 2.0-2.4	10/64-07/71 08/73-07/75 08/71-07/73	Fitting Position: Right Material: Stainless Steel Core Length [mm]: 700 Core Width [mm]: 460 Core Depth [mm]: 360
 <p>Heat exchanger, left. Made of steel with grey paint</p>	1623102670 <i>For reference:</i> 91.013 91121102114 	Porsche 911 E/S (mech. injection)	2.4-2.7	08/71-07/76	Fitting Position: Left Material: Steel Surface: Painted Colour: grey Injection System: K-Jetronic Core Length [mm]: 700 Core Width [mm]: 460 Core Depth [mm]: 360
 <p>Heat exchanger, left. Made of stainless steel</p>	1623102770 <i>For reference:</i> 91.013S 91121102114 	Porsche 911 E/S (mech. injection)	2.4-2.7	08/71-07/76	Fitting Position: Left Material: Stainless Steel Injection System: K-Jetronic Core Length [mm]: 700 Core Width [mm]: 460 Core Depth [mm]: 360
 <p>Heat exchanger, left. Special performance: Can replace 91.104S heaters, but stock exhaust must be changed to two inlet pipe system. IMPORTANT: Major modification needed on engine tin ware when installing on 3,2 l engines.</p>	1623103170 <i>For reference:</i> 91.017S 	Porsche 911 Carrera SPORT	3.2	08/83-07/89	Fitting Position: Left Material: Stainless Steel Core Length [mm]: 700 Core Width [mm]: 460 Core Depth [mm]: 360











Description	Item no.	Application	Engine	Year	Criteria / Information
 <p>Heat exchanger, right. Special performance: Can replace 91.104S heaters, but stock exhaust must be changed to two inlet pipe system. IMPORTANT: Major modification needed on engine tin ware when installing on 3,2 l engines.</p>	1623103180 For reference: 91.018S 	Porsche 911 Carrera SPORT	3.2	08/83-07/89	Fitting Position: Right Material: Stainless Steel Core Length [mm]: 700 Core Width [mm]: 460 Core Depth [mm]: 360
 <p>Heat exchanger, left/right. Made of steel with grey paint</p>	1623103300 For reference: 91.101 93021102501 	Porsche 911 SC/911 Carrera	2.7-3.0	08/75-07/83	Fitting Position: Left Fitting Position: Right Material: Steel Surface: Painted Colour: grey Core Length [mm]: 550 Core Width [mm]: 250 Core Depth [mm]: 250
 <p>Heat exchanger, left/right. Made of stainless steel</p>	1623103500 For reference: 91.101S 93021102501 	Porsche 911 SC/911 Carrera	2.7-3.0	08/75-07/83	Fitting Position: Left Fitting Position: Right Material: Stainless Steel Core Length [mm]: 550 Core Width [mm]: 250 Core Depth [mm]: 250
 <p>Heat exchanger, left/right. Made of steel with grey paint</p>	1623103600 For reference: 91.103 93021102103 	Porsche 911 Turbo	3.0 3.3	01/75-07/83	Fitting Position: Left Fitting Position: Right Material: Steel Surface: Painted Colour: grey Core Length [mm]: 550 Core Width [mm]: 250 Core Depth [mm]: 250
 <p>Heat exchanger, left/right. Made of stainless steel</p>	1623103800 For reference: 91.103S 93021102103 	Porsche 911 Turbo	3.0 3.3	01/75-07/83	Fitting Position: Left Fitting Position: Right Material: Stainless Steel Core Length [mm]: 550 Core Width [mm]: 250 Core Depth [mm]: 250




Description	Item no.	Application	Engine	Year	Criteria / Information
 <p>Heat exchanger, left/right. Made of steel with grey paint</p>	<p>1623103900 For reference: 91.104 93021102901</p> <p>Dansk ORIGINAL </p>	Porsche 911 Carrera Porsche 911 Turbo	3.2 3.3	08/83-07/89 08/83-11/90	Fitting Position: Left Fitting Position: Right Material: Steel Surface: Painted Colour: grey Core Length [mm]: 550 Core Width [mm]: 250 Core Depth [mm]: 250
 <p>Heat exchanger, left/right. Made of stainless steel</p>	<p>1623104000 For reference: 91.104S 93021102901</p> <p>Dansk ORIGINAL </p>	Porsche 911 Carrera Porsche 911 Turbo	3.2 3.3	08/83-07/89 08/83-07/89	Fitting Position: Left Fitting Position: Right Material: Stainless Steel Core Length [mm]: 550 Core Width [mm]: 250 Core Depth [mm]: 250
 <p>Heat exchanger set, left/right. Made of stainless steel</p>	<p>1623104910 For reference: 91.911SSI SSI91121102160 SSI91121102210</p> 	Porsche 911 (carb.) Europe Porsche 911 (carb.) USA Porsche 911 (inj.) Europe Porsche 911 (inj.) USA Porsche 911 Europe Porsche 911 Europe Porsche 911 USA Federal Porsche 911 USA Federal	2.0 2.0-2.4 2.0-2.4 2.0-2.4 2.7 3.0 2.7 3.0	10/64-07/73 08/65-07/71 08/68-07/71 08/68-07/71 08/73-07/75 08/77-07/83 08/74-07/75 08/77-07/78	Fitting Position: Left Fitting Position: Right Material: Stainless Steel Quantity Unit: Set Core Length [mm]: 370 Core Width [mm]: 750 Core Depth [mm]: 470
 <p>Heat exchanger set, left/right. Made of stainless steel</p>	<p>1623105010 For reference: 91.913SSI SSI91121102114 SSI91121102210</p> 	Porsche 911 (inj.) Europe Porsche 911 (inj.) USA Porsche 911 Carrera Europe	2.4 2.2-2.4 2.7	08/71-07/73 08/71-07/73 08/73-07/75	Fitting Position: Left Fitting Position: Right Material: Stainless Steel Quantity Unit: Set Core Length [mm]: 380 Core Width [mm]: 750 Core Depth [mm]: 460
 <p>Heat exchanger set, left/right. Made of stainless steel</p>	<p>1623105110 For reference: 91.915SSI</p> 	Porsche 911 (Conversion) USA	3.0	08/79-07/83	Fitting Position: Left Fitting Position: Right Material: Stainless Steel Quantity Unit: Set Core Length [mm]: 470 Core Width [mm]: 740 Core Depth [mm]: 380

Description	Item no.	Application	Engine	Year	Criteria / Information
 <p>Heat exchanger set, Ø41 mm outside inlet tubing, left/right. Made of stainless steel</p>	1623105610 <i>For reference:</i> 91.911SSI41 SSI91121102160 SSI91121102210 	Porsche 911 (carb.) Europe Porsche 911 (carb.) USA Porsche 911 (inj.) Europe Porsche 911 (inj.) USA Porsche 911 Europe Porsche 911 USA Federal Porsche 911 USA Federal	2.0 2.0-2.4 2.0-2.4 2.0-2.4 2.7 3.0 2.7 3.0	10/64-07/73 08/65-07/71 08/68-07/71 08/68-07/71 08/73-07/75 08/77-07/83 08/74-07/75 08/77-07/78	Fitting Position: Left Fitting Position: Right Material: Stainless Steel Outer Diameter [mm]: 41 Quantity Unit: Set Core Length [mm]: 370 Core Width [mm]: 750 Core Depth [mm]: 470
 <p>Heat exchanger, Ø41 mm outside inlet tubing, left/right. Made of stainless steel</p>	1623105800 <i>For reference:</i> 91.101S41 93021102501 	Porsche 911 SC/911 Carrera	2.7-3.0	08/75-07/83	Fitting Position: Left Fitting Position: Right Material: Stainless Steel Outer Diameter [mm]: 41 Version: Big Bore Core Length [mm]: 550 Core Width [mm]: 250 Core Depth [mm]: 250
 <p>Heat exchanger, Ø41 mm outside inlet tubing, left/right. Made of stainless steel</p>	1623105900 <i>For reference:</i> 91.103S41 93021102103 	Porsche 911 Turbo	3.0 3.3	01/75-07/83	Fitting Position: Left Fitting Position: Right Material: Stainless Steel Outer Diameter [mm]: 41 Version: Big Bore Core Length [mm]: 550 Core Width [mm]: 250 Core Depth [mm]: 250
 <p>Heat exchanger, Ø41 mm outside inlet tubing, left/right. Made of stainless steel. IMPORTANT: Major modification needed on engine tin ware when installing on 3,2 l engines.</p>	1623106810 <i>For reference:</i> 91.917SSI41 	Porsche 911 (Conversion)	3.2	08/83-07/89	Fitting Position: Left Fitting Position: Right Outer Diameter [mm]: 41 Material: Stainless Steel Quantity Unit: Set Core Length [mm]: 470 Core Width [mm]: 760 Core Depth [mm]: 380






Description	Item no.	Application	Engine	Year	Criteria / Information
 <p>Heat exchanger set, Ø41 mm outside inlet tubing, left/right. Made of stainless steel. IMPORTANT: Major modification needed on engine tin ware when installing on 3,6 l engines.</p>	1623107110 For reference: 91.936SSI41 	Porsche 911 (Conversion)	3.6	10/64-07/89	Fitting Position: Left Fitting Position: Right Material: Stainless Steel Quantity Unit: Set Core Length [mm]: 470 Core Width [mm]: 750 Core Depth [mm]: 370 Outer Diameter [mm]: 41
 <p>Heat exchanger set, Ø41 mm outside inlet tubing, left/right. Made of stainless steel. OEM style with no modifications on engine tin needed</p>	1623107210 For reference: 91.932S41 	Porsche 911	3.2	08/83-08/89	Fitting Position: both sides Material: Stainless Steel Quantity Unit: Kit Core Depth [mm]: 370 Core Length [mm]: 470 Core Width [mm]: 750
 <p>BURSCH 1 3/4" header set with heat exchangers. Made of stainless steel</p>	1623107312 For reference:	Porsche 911 (carb.) Europe Porsche 911 (carb.) USA Porsche 911 (inj.) Europe Porsche 911 (inj.) USA Porsche 911 Europe Porsche 911 Europe Porsche 911 USA Federal Porsche 911 USA Federal	2.0 2.0-2.4 2.0-2.4 2.0-2.4 2.7 3.0 2.7 3.0	10/64-07/73 08/65-07/71 08/68-07/71 08/68-07/71 08/73-07/71 08/73-07/75 08/77-07/83 08/74-07/75 08/77-07/78	Fitting Position: Left Fitting Position: Right Material: Stainless Steel Quantity Unit: Set Core Length [mm]: 370 Core Width [mm]: 750 Core Depth [mm]: 470
 <p>Elbow connector for heat exchanger. Made of hot aluminised steel</p>	1623150100 For reference: 91121113100 91121113101 	Porsche 911 Porsche 911 Turbo	2.7-3.0 3.0-3.3	08/74-10/83 01/75-07/89	Specification: Elbow connector Material: Steel Surface: Hot-dip Aluminized

Description	Item no.	Application	Engine	Year	Criteria / Information
 <p>Elbow connector for heat exchanger. Made of stainless steel</p>	<p>1623150200 For reference: 91.109S 91121113100 91121113101</p> <p>Dansk ORIGINAL </p>	<p>Porsche 911 Porsche 911 Turbo</p>	<p>2.7-3.0 3.0-3.3</p>	<p>08/74-10/83 01/75-07/89</p>	<p>Specification: Elbow connector Material: Stainless Steel</p>
 <p>Heater control box with automatic heat control, left. Made of steel with black paint</p>	<p>1623200170 For reference: 90.005 91121101300</p> <p>Dansk ORIGINAL </p>	<p>Porsche 911</p>	<p>3.2-3.3</p>	<p>08/86-07/89</p>	<p>Fitting Position: Left long version: Operating Mode: Electric Material: Steel Surface: Painted Colour: black</p>
 <p>Heater control box with automatic heat control, right. Made of steel with black paint</p>	<p>1623200180 For reference: 90.006 91121101400</p> <p>Dansk ORIGINAL </p>	<p>Porsche 911</p>	<p>3.2-3.3</p>	<p>08/86-07/89</p>	<p>Fitting Position: Right long version: Operating Mode: Electric Material: Steel Surface: Painted Colour: black</p>
 <p>Heater control box, left. Made of steel with black paint</p>	<p>1623200270 For reference: 90.001 90121100722</p> <p>Dansk ORIGINAL </p>	<p>Porsche 911 Porsche 912</p>	<p>2.0-3.2 1.6</p>	<p>10/64-07/86 01/65-12/69</p>	<p>Fitting Position: Left short version: Operating Mode: Mechanical Material: Steel Surface: Painted Colour: black</p>
 <p>Heater control box, right. Made of steel with black paint</p>	<p>1623200280 For reference: 90.002 90121100822</p> <p>Dansk ORIGINAL </p>	<p>Porsche 911</p>	<p>2.0-3.2</p>	<p>10/64-07/86</p>	<p>Fitting Position: Right short version: Operating Mode: Mechanical Material: Steel Surface: Painted Colour: black</p>

Description	Item no.	Application	Engine	Year	Criteria / Information
 Heater control box, left. Made of stainless steel	1623200670 For reference: 90.001SSI 90121100722 	Porsche 911	2.0-3.2	10/64-07/86	Fitting Position: Left short version: Operating Mode: Mechanical Material: Stainless Steel
 Heater control box, right. Made of stainless steel	1623200680 For reference: 90.002SSI 90121100822 	Porsche 911	2.0-3.2	10/64-07/86	Fitting Position: Right short version: Operating Mode: Mechanical Material: Stainless Steel
 Heater control box with automatic heat control, left. Made of stainless steel	1623200770 For reference: 90.005SSI 91121101300 	Porsche 911	3.2-3.3	08/86-07/89	Fitting Position: Left long version: Operating Mode: Electric Material: Stainless Steel
 Heater control box with automatic heat control, right. Made of stainless steel	1623200780 For reference: 90.006SSI 91121101400 	Porsche 911	3.2-3.3	08/86-07/89	Fitting Position: Right long version: Operating Mode: Electric Material: Stainless Steel
 Heater control box including silicone gasket, left. Made of steel with vintage red paint	1623200970 For reference: 90.001OE 90121100723 	Porsche 911	2.0-3.2	10/64-07/86	Fitting Position: Left short version: Operating Mode: Mechanical Material: Steel Surface: Painted Colour: red




Description	Item no.	Application	Engine	Year	Criteria / Information
 <p>Heater control box including silicone gasket, right. Made of steel with vintage red paint</p>	1623200980 For reference: 90.002OE 90121100823 	Porsche 911	2.0-3.2	10/64-07/86	Fitting Position: Right short version: Operating Mode: Mechanical Material: Steel Surface: Painted Colour: red
 <p>Gasket for heater control box, left/right</p>	1623250100 For reference: 91121129700	Porsche 911	2.0-3.3	10/64-07/89	Fitting Position: both sides
 <p>Connecting piece between heater control box and heater hose. Made of steel with black paint</p>	1623250200 For reference: 90.009 91165911900 91165911901 	Porsche 911	2.7-3.3	08/73-07/86	Pipe Connector: Clamp Sleeve Specification: For heat control box Material: Steel Surface: Painted Colour: black
 <p>Connecting piece between heater control box and heater hose. Made of stainless steel</p>	1623250201 For reference: 90.009SSI 91165911900 91165911901 	Porsche 911	2.7-3.3	08/73-07/86	Pipe Connector: Clamp Sleeve Specification: For heat control box Material: Stainless Steel
 <p>Block off plate for heater control box, left/right. Made of aluminium with black paint</p>	1623250700 For reference: 90.011 91121129704 	Porsche 911	2.0-3.3	08/68-07/89	Specification: Block off plate Fitting Position: both sides Colour: black Material: Aluminium

Description	Item no.	Application	Engine	Year	Criteria / Information
 <p>Heater hose, engine to heat exchanger, Ø60x380 mm, brown paper/alu</p>	1623500100 <i>For reference:</i> 90121119400 90121119401	Porsche 911	2.0-3.3	10/64-07/89	Diameter [mm]: 60 Length [mm]: 380 Material: Paper Material: Aluminium
 <p>Heater hose, engine to heat exchanger, Ø60x460 mm, brown paper/alu</p>	1623500270 <i>For reference:</i> 90121119500 90121119501	Porsche 911 Porsche 914/6	2.7-3.0 2.0	08/73-07/83 11/69-12/73	Fitting Position: Left Diameter [mm]: 60 Length [mm]: 460 Material: Paper Material: Aluminium
 <p>Heater hose, blower motor to heat exchanger, Ø60x1110 mm, brown paper/alu, right</p>	1623500280 <i>For reference:</i> 91121152200 91121152201	Porsche 911	2.7-3.0	08/73-07/83	Fitting Position: Right Diameter [mm]: 60 Length [mm]: 1110 Material: Paper Material: Aluminium
 <p>Heater hose, engine to heat exchanger, Ø60x130 mm, brown paper/alu, left</p>	1623500370 <i>For reference:</i> 93021119600 93021119601	Porsche 911 Turbo Porsche 964 Turbo	3.0 3.3 3.3 3.6	01/75-07/89 08/90-09/93	Fitting Position: Left Diameter [mm]: 60 Length [mm]: 130 Material: Paper Material: Aluminium
 <p>Heating tube inside sill, Ø55 mm, length 685 mm</p>	1623500400 <i>For reference:</i> 91157202502	Porsche 356 B/C Porsche 911 Porsche 912 Porsche 914	1.6 2.0-3.3 1.6 1.7-2.0	01/59-12/65 08/68-07/89 01/65-02/70 01/69-07/74	Fitting Position: Quarter Panel Fitting Position: inner Diameter [mm]: 55 Length [mm]: 685



Description	Item no.	Application	Engine	Year	Criteria / Information
 <p>Heater hose, plastic</p>	1623500500 <i>For reference:</i> 91121127201 91121127202	Porsche 911	2.3-3.3	08/73-07/78	Material: Plastic
 <p>Hot air boot, heat exchanger to distributor tube. 2 pieces needed per car</p>	1623500900 <i>For reference:</i> 93021133900 93021133901 93021133902 93021133903 93021133904	Porsche 911	3.2	08/83-07/89	Fitting Position: both sides Required quantity: 2
 <p>Clamp for heater hose top with holder for heater cable, left</p>	1623550170 <i>For reference:</i> 90121105121	Porsche 911	2.0-3.3	10/64-07/85	Fitting Position: Upper Left
 <p>Clamp for heater hose top with holder for heater cable, right</p>	1623550180 <i>For reference:</i> 90121105221	Porsche 911	2.0-3.3	10/64-07/85	Fitting Position: Upper Right
 <p>Retaining spring for heater tube, for JP No. 1623500400</p>	1623550200 <i>For reference:</i> 90150112820	Porsche 911	2.0-3.3	08/69-07/86	Trim Level: Retaining spring for article number: 1623500400

Description	Item no.	Application	Engine	Year	Criteria / Information
 <p>Blower motor with metal housing for heater</p>	1626100100 <i>For reference:</i> 93062415100 96562415100 96562415103	Porsche 911 Porsche 964 Turbo Porsche 964 Turbo	3.2 3.3 3.6	08/83-07/89 08/90-09/93 01/93-09/93	Specification: With metal housing
 <p>Blower motor with steel housing for heater</p>	1626100200 <i>For reference:</i> 91162415100 91162415103	Porsche 911 SC	3.0	08/77-07/83	Housing Type: Metal Housing Supplementary Article/ Supplementary Info: with accessories Thread Size: M5x8
 <p>Blower motor for heater, front, center</p>	1626100600 <i>For reference:</i> 91157132032	Porsche 911 Porsche 912 Porsche 914	2.0-3.3 1.6 1.7-2.0	08/68-07/89 08/68-02/70 01/69-02/76	Fitting Position: Front
 <p>Blower motor with housing for heater, left</p>	1626100770 <i>For reference:</i> 91162404301 91162404302	Porsche 911	3.2-3.3	08/83-07/89	Fitting Position: Left
 <p>Blower motor with housing for heater, right</p>	1626100780 <i>For reference:</i> 91162404400 91162404401 91162404402	Porsche 911	3.2-3.3	08/83-07/89	Fitting Position: Right







Description	Item no.	Application	Engine	Year	Criteria / Information
 <p>Sealing ring for blower motor for heater, foam</p>	1626150100 <i>For reference:</i> 90157192200 90157192201	Porsche 911 Porsche 912	2.0-3.3 1.6	10/64-07/89 01/65-02/70	Heating/Cooling: for electric fan Material: Foam
 <p>Silicone hose for connecting heat control box no. 90.001/002 to heat exchanger, Ø63x330 mm</p>	1628000100 <i>For reference:</i> 99.003 93021162201	Porsche 911 Porsche 914	2-0-3.3 1.7-2.0	10/64-07/89 01/69-02/76	Diameter [mm]: 63 Length [mm]: 330 Material: Silicone
 <p>Drain tube for fresh air box, rubber</p>	1628000200 <i>For reference:</i> 90157132632	Porsche 911	2.0-3.3	08/67-07/89	
 <p>Ball socket for heat control rod</p>	1628000802 <i>For reference:</i> 99916802140	Porsche 911	3.2	08/86-07/89	Trim Level: Ball socket
 <p>Heat control rod with ball sockets</p>	1628000910 <i>For reference:</i> 91165930300	Porsche 911	3.2	08/83-07/89	Trim Level: Heat control rod





Description	Item no.	Application	Engine	Year	Criteria / Information
 <p>Lower part of ventilation box, left/right. 2 pieces needed per car. Made of black plastic</p>	1628001400 <i>For reference:</i> 90157104932 90157105032 91157104901 91157105100	Porsche 911 Porsche 912 Porsche 912E	2.0-3.0 1.6 2.0	08/68-07/77 08/68-02/70 09/75-12/76	Specification: Ventilation box Fitting Position: both sides Fitting Position: Lower Material: Plastic Required quantity: 2
 <p>Clamp for drain tube for fresh air box, galvanised steel</p>	1628001500 <i>For reference:</i> 99951214502	Porsche 911 not Turbo Porsche 912	2.0-3.2 1.6	08/68-07/86 08/67-02/70	Specification: For drain tube Material: Steel Surface: Galvanized
 <p>Heater cable, manual adjustment</p>	1670500200 <i>For reference:</i> 91142470101	Porsche 911 Carrera	2.7-3.2	08/73-07/89	Operating Mode: Manual
 <p>Heater cable, manual adjustment</p>	1670500206 <i>For reference:</i> 91142470101	Porsche 911 Carrera	2.7-3.2	08/73-07/89	Operating Mode: Manual
 <p>Guide tube set in gearbox tunnel for heater cables, Ø8 mm, length 560/590 mm, 2 pieces</p>	1670550110 <i>For reference:</i> DAN50106101 DAN90150106101 DAN91150106101	Porsche 911 Porsche 912	2.0-3.3 1.6	10/64-07/89 01/65-02/70	Specification: Guide tube set Quantity Unit: Set Quantity: 2






Description	Item no.	Application	Engine	Year	Criteria / Information
 <p>Clamping set for heater control box cable, 4 mm. 2 sets needed per car</p>	1670550310 <i>For reference:</i> 90121168300	Porsche 356 B/C Porsche 911 Porsche 912	1.6 2.0-3.3 1.6	01/59-12/65 10/65-07/89 01/65-02/70	
 <p>Grommet for heater cable, rubber</p>	1670550400 <i>For reference:</i> 91457115110	Porsche 911 Porsche 912 Porsche 914	2.0-3.3 1.6 1.7-2.0	10/64-07/89 01/65-02/70 01/69-02/76	Specification: For heater cable Material: Rubber
 <p>Thermostat cable, 469 mm</p>	8172000400 <i>For reference:</i> 021119751 021119751 Jopex 	Porsche 911 Porsche 914 VW Transporter T2 VW Transporter T3 VW Transporter T3 shorten to 350 mm VW Type 4	2.7-3.0 1.7-2.0 1.7-2.0 2.0 1.6 1.7-1.8	08/73-07/77 01/69-02/76 08/71-07/79 05/79-04/86 05/79-12/82 07/68-03/75	Trim Level: Thermostat cable Cable Length [mm]: 469
 <p>Knob for heater control, black</p>	1688000400 <i>For reference:</i> 90157191700	Porsche 911 Porsche 914	2.0-3.3 1.7-2.0	10/64-07/85 01/69-02/76	Control Type: Pull switch control Colour: black Fitting Position: Dashboard
 <p>Knob for heater control, red</p>	1688000500 <i>For reference:</i> 90157191800	Porsche 911 Porsche 914	2.0-3.3 1.7-2.0	08/68-07/85 01/69-02/76	Control Type: Pull switch control Colour: red Fitting Position: Dashboard






Description	Item no.	Application	Engine	Year	Criteria / Information
 <p>Knob for heater lever, OE dark red</p>	<p>1688000800 <i>For reference:</i> 91442479201</p>	<p>Porsche 911 Porsche 912 Porsche 914/6</p>	<p>2.0-2.7 1.6 2.0</p>	<p>08/67-07/74 08/67-12/69 11/69-12/73</p>	<p>Trim Level: Knob, heater lever Colour: red</p>
 <p>Knob for heater lever, red</p>	<p>1688000900 <i>For reference:</i> 91142479101 91142479102 91142479203</p>	<p>Porsche 911</p>	<p>2.7-3.3</p>	<p>08/74-07/89</p>	<p>Trim Level: Knob, heater lever Colour: red</p>

ELECTRIC

Description	Item no.	Application	Engine	Year	Criteria / Information
 <p>Antenna, electric, 12V, chrome, Ø28 mm base</p>	1600900100 For reference: EQ035100	Porsche 911	2.0-3.3	10/64-07/89	Operating Mode: Electric Voltage [V]: 12 Surface: Chromed Fitted Diameter [mm]: 28
 <p>Antenna, manual</p>	8300900100 For reference: ♦ Jopex 	Mercedes /8 (W114) Mercedes /8 (W115) Mercedes Heckflosse (W110) Mercedes Pagoda (W113) Mercedes S (W108/109) Mercedes S (W116) Mercedes SL (R107) Mercedes SLC (C107) Porsche 911 Porsche 912 Porsche 914 Porsche 924 Porsche 944	2.3-2.8 2.0-3.0 (incl. D) 1.9-2.3 (incl. D) 2.3-2.8 2.5-6.3 2.8-6.8 2.8-5.6 2.8-5.0 2.0-3.3 1.6-2.0 1.7-2.0 2.0 2.5	01/68-11/76 01/68-01/77 04/61-02/68 01/63-03/71 01/66-08/72 08/72-07/80 05/71-08/89 01/72-09/81 10/64-08/83 01/65-12/76 01/69-02/76 11/75-07/81 07/82-07/83	Operating Mode: Manual
 <p>Antenna, electric, 12V, black, Ø28 mm base</p>	1600900200 For reference: EQ035200	Porsche 911	2.0-3.3	10/64-07/89	Operating Mode: Electric Voltage [V]: 12 Colour: black Fitted Diameter [mm]: 28
 <p>Antenna, Hirschmann Style, telescopic, 0-45 degree adjustment, chrome with red knob</p>	8300900200 For reference: MC009001 64464500100 ♦ Jopex 	Mercedes /8 (W114) Mercedes /8 (W115) Mercedes 190SL (W121) Mercedes 300SL Guilwing (W198) Mercedes Heckflosse (W110) Mercedes Heckflosse (W111/112) Mercedes Pagoda (W113) Mercedes Ponton (W120/128/180) Mercedes S (W108/109) Mercedes S (W116) Mercedes SL (R107) Mercedes SLC (C107) Porsche 356 /A/B/C Porsche 911 Porsche 912 Porsche 914 Porsche 924 Porsche 944 Porsche 964 Volvo 140 Volvo 240 Volvo 260 Volvo Amazon Volvo P1800 Volvo PV444 Volvo PV544 VW 181 VW Baja VW Buggy VW Golf/Jetta VW Karmann Ghia VW Type 1 VW Type 3 VW Type 4	2.3-2.8 2.0-3.0 (incl. D) 1.9 3.0 1.9-2.3 (incl. D) 2.2-3.0 2.3-2.8 1.8-2.2 (incl. D) 2.5-6.3 2.8-6.8 2.8-5.6 2.8-5.0 1.1-1.6 2.0-3.3 1.6 1.7-2.0 2.0-2.5 2.5-3.0 3.3-3.6 All All All All All All All 1.5-1.6 1.2-1.6 1.2-1.6 1.1-1.8 (incl. D) 1.2-1.6 1.2-1.6 1.5-1.6 1.7-1.8	01/68-11/76 01/68-01/77 01/55-12/63 09/54-05/57 04/61-02/68 08/59-01/68 01/63-03/71 01/53-12/62 01/66-08/72 08/72-07/80 05/71-08/89 01/72-09/81 01/50-12/65 10/64-07/89 01/65-02/70 01/69-02/76 11/75-08/89 06/81-07/91 12/88-06/94 08/66-08/75 08/74-12/93 08/74-07/82 09/56-05/71 09/61-06/73 02/47-08/58 09/58-10/65 09/69-02/79 08/68-12/86 08/63-07/71 04/74-02/84 08/55-07/74 12/47-12/86 04/61-07/73 07/68-03/75	Operating Mode: Manual Version: Hirschmann Style Adjustment: with manual adjustment Surface: Chromed










Description	Item no.	Application	Engine	Year	Criteria / Information
 <p>Antenna, telescopic, chrome, for front wing</p>	1600900300 <i>For reference:</i> 90164530100	Porsche 911 Porsche 912 Porsche 914 Porsche 924 Porsche 944 Volvo Amazon P120/P130/P220	2.0-2.7 1.6 1.7-2.0 2.0-2.5 2.5 All	10/64-07/83 01/65-02/70 01/69-02/76 11/75-07/82 06/81-01/85 09/56-05/71	Operating Mode: Manual Aerial Type: Telescope Fitting Position: Wing
 <p>Mounting kit for Classic car antenna, universal</p>	8300900310 <i>For reference:</i> MC009100 Jopex	Mercedes /8 (W114) Mercedes /8 (W115) Mercedes 190SL (W121) Mercedes 300SL Gullwing (W198) Mercedes Heckflosse (W110) Mercedes Heckflosse (W111/112) Mercedes Pagoda (W113) Mercedes Ponton (W120/128/180) Mercedes S (W108/109) Mercedes S (W116) Mercedes SL (R107) Mercedes SLC (C107) Porsche 911 Porsche 912 Porsche 914 Porsche 924 Porsche 944 Porsche 964 Volvo 140 Volvo 240 Volvo 260 Volvo Amazon Volvo P1800 Volvo PV444 Volvo PV544 VW 181 VW Baja VW Buggy VW Golf/Jetta VW Karmann Ghia VW Transporter T1 VW Transporter T2 VW Transporter T3 VW Type 1 VW Type 3 VW Type 4	2.3-2.8 2.0-3.0 (incl. D) 1.9 3.0 1.9-2.3 (incl. D) 2.2-3.0 2.3-2.8 1.8-2.2 (incl. D) 2.5-6.3 2.8-6.8 2.8-5.6 2.8-5.0 2.0-3.3 1.6 1.7-2.0 2.0-2.5 2.5-3.0 3.3-3.6 All All All All All 1.5-1.6 1.2-1.6 1.2-1.6 1.1-1.8 (incl. D) 1.2-1.6 1.2-1.5 1.6-2.0 1.6-2.1 (incl. D) 1.2-1.6 1.5-1.6 1.7-1.8	01/68-11/76 01/68-01/77 01/55-12/63 09/54-05/57 04/61-02/68 08/59-01/68 01/63-03/71 01/53-12/62 01/66-08/72 08/72-07/80 05/71-08/89 01/72-09/81 10/64-07/89 01/65-02/70 01/69-02/76 11/75-08/89 06/81-07/91 12/88-06/94 08/66-08/75 08/74-12/93 08/74-07/82 09/56-05/71 09/61-06/73 02/47-08/58 09/58-10/65 09/69-02/79 08/68-12/86 08/63-07/71 04/74-02/84 08/55-07/74 01/50-07/67 08/67-07/79 05/79-07/92 12/47-12/86 04/61-07/73 07/68-03/75	Operating Mode: Manual Trim Level: Mounting kit
 <p>Antenna, automatic, 12V, chrome, right side installation only</p>	1600900400 <i>For reference:</i> 90164530105 91164503306 91164530105 94464591100	Mercedes /8 (W114) Mercedes /8 (W115) Mercedes 123 (W123) Mercedes S (W108/109) Mercedes S (W116) Mercedes SL (R107) Mercedes SLC (C107) Porsche 911 Porsche 912 E Porsche 924 Porsche 928 Porsche 944	2.3-2.8 2.0-3.0 (incl. D) 2.0-3.0 (incl. D) 2.5-6.3 2.8-6.8 2.8-5.6 2.8-5.0 2.7-3.3 2.0 2.0-2.5 4.5-5.4 2.5	01/68-11/76 01/68-01/77 01/76-12/85 01/66-08/72 08/72-07/80 05/71-08/89 01/72-09/81 08/73-07/83 09/75-12/76 11/75-08/89 09/77-11/95 06/81-07/84	Operating Mode: Automatic Aerial Type: Telescope Voltage [V]: 12 Fitting Position: Right Front
 <p>Radio Cover, 106.5x42mm</p>	1601850100 <i>For reference:</i> EQ000900	Porsche 911	2.7-3.3	08/73-07/89	Length [mm]: 106,5 Width [mm]: 42

Description	Item no.	Application	Engine	Year	Criteria / Information
 <p>Knob set for Blaupunkt sound control, balance and bass/treble, black</p>	8301850110 For reference: MC018800 	Mercedes /8 (W114) Mercedes /8 (W115) Mercedes 190SL (W121) Mercedes 300SL Gullwing (W198) Mercedes Heckflosse (W110) Mercedes Heckflosse (W111/112) Mercedes Pagoda (W113) Mercedes Ponton (W120/128/180) Mercedes S (W108/109) Mercedes S (W116) Mercedes SL (R107) Mercedes SLC (C107) Porsche 911 Porsche 912 Porsche 914 Porsche 924 Porsche 944 Porsche 964 Volvo 140 Volvo 240 Volvo 260 Volvo Amazon Volvo P1800 Volvo PV444 Volvo PV544 VW 181 VW Golf/Jetta VW Karmann Ghia VW Transporter T1 VW Transporter T2 VW Transporter T3 VW Type 1 VW Type 3 VW Type 4	2.3-2.8 2.0-3.0 (incl. D) 1.9 3.0 1.9-2.3 (incl. D) 2.2-3.0 2.3-2.8 1.8-2.2 (incl. D) 2.5-6.3 2.8-6.8 2.8-5.6 2.8-5.0 2.0-3.3 1.6 1.7-2.0 2.0-2.5 2.5-3.0 3.3-3.6 All All All All All All All All 1.5-1.6 1.1-1.8 (incl. D) 1.2-1.6 1.2-1.5 1.6-2.0 1.6-2.1 (incl. D) 1.2-1.6 1.5-1.6 1.7-1.8	01/68-11/76 01/68-01/77 01/55-12/63 09/54-05/57 04/61-02/68 08/59-01/68 01/63-03/71 01/53-12/62 01/66-08/72 08/72-07/80 05/71-08/89 01/72-09/81 10/64-07/89 01/65-02/70 01/69-02/76 11/75-08/89 06/81-07/91 12/88-06/94 08/66-08/75 08/74-12/93 08/74-07/82 09/56-05/71 09/61-06/73 02/47-08/58 09/58-10/65 09/69-02/79 04/74-02/84 08/55-07/74 01/50-07/67 08/67-07/79 05/79-07/92 12/47-12/86 04/61-07/73 07/68-03/75	Trim Level: Adjuster knob set Quantity Unit: Set Specification: 70' and 80' models Specification: Balance/bass-treble Specification: For Blaupunkt radio Colour: black
 <p>Radio cover, 88.8x18/11.7mm</p>	1601850200 For reference: EQ000901	Porsche 911	2.7-3.3	08/73-07/89	Length [mm]: 88.8 Width 1 [mm]: 18 Width 2 [mm]: 11,7
 <p>Knob set for Blaupunkt sound control, balance and bass/treble, chrome</p>	8301850210 For reference: MC018801 	Mercedes /8 (W114) Mercedes /8 (W115) Mercedes 190SL (W121) Mercedes 300SL Gullwing (W198) Mercedes Heckflosse (W110) Mercedes Heckflosse (W111/112) Mercedes Pagoda (W113) Mercedes Ponton (W120/128/180) Mercedes S (W108/109) Mercedes S (W116) Mercedes SL (R107) Mercedes SLC (C107) Porsche 911 Porsche 912 Porsche 914 Porsche 924 Porsche 944 Porsche 964 Volvo 140 Volvo 240 Volvo 260 Volvo Amazon Volvo P1800 Volvo PV444 Volvo PV544 VW 181 VW Golf/Jetta VW Karmann Ghia VW Transporter T1 VW Transporter T2	2.3-2.8 2.0-3.0 (incl. D) 1.9 3.0 1.9-2.3 (incl. D) 2.2-3.0 2.3-2.8 1.8-2.2 (incl. D) 2.5-6.3 2.8-6.8 2.8-5.6 2.8-5.0 2.0-3.3 1.6 1.7-2.0 2.0-2.5 2.5-3.0 3.3-3.6 All All All All All All All All 1.5-1.6 1.1-1.8 (incl. D) 1.2-1.6 1.2-1.5 1.6-2.0	01/68-11/76 01/68-01/77 01/55-12/63 09/54-05/57 04/61-02/68 08/59-01/68 01/63-03/71 01/53-12/62 01/66-08/72 08/72-07/80 05/71-08/89 01/72-09/81 10/64-07/89 01/65-02/70 01/69-02/76 11/75-08/89 06/81-07/91 12/88-06/94 08/66-08/75 08/74-12/93 08/74-07/82 09/56-05/71 09/61-06/73 02/47-08/58 09/58-10/65 09/69-02/79 04/74-02/84 08/55-07/74 01/50-07/67 08/67-07/79	Trim Level: Adjuster knob set Quantity Unit: Set Specification: 70' and 80' models Specification: Balance/bass-treble Specification: For Blaupunkt radio Colour: chrome


Description	Item no.	Application	Engine	Year	Criteria / Information
	8301850210	VW Transporter T3 VW Type 1 VW Type 3 VW Type 4	1.6-2.1 (incl. D) 1.2-1.6 1.5-1.6 1.7-1.8	05/79-07/92 12/47-12/86 04/61-07/73 07/68-03/75	
 Loudspeaker	1601850400 <i>For reference:</i> 91164540101	Porsche 911	2.0-3.0	10/64-07/76	Fitting Position: Dashboard Fitting Position: Centre Shape: oval
 Loudspeaker grille in door	1601850700 <i>For reference:</i> 91155501301	Porsche 911	3.0-3.3	08/82-07/89	
 Universal radio console, dashboard lower, black	8101850700 <i>For reference:</i> AC890510 Jopex 	Universal			Specification: Radio console Colour: black
 Loudspeaker in parcel shelf, 30 Watt, black, OE look	1601850900 <i>For reference:</i> EQ891500 DAN91164500	Porsche 911	2.7-3.3	08/74-07/85	Fitting Position: Rear Shape: oval Colour: black Rated Power [W]: 30

Description	Item no.	Application	Engine	Year	Criteria / Information
 <p>Loudspeaker in door panel, 40 Watt</p>	1601851000 <i>For reference:</i> EQ891510 DAN91164600	Porsche 911	2.7-3.3	08/74-07/83	Fitting Position: Left Front Fitting Position: Right Front Shape: round Rated Power [W]: 40
 <p>Loudspeaker grille in parcel shelf, black</p>	1601851100 <i>For reference:</i> 91155501900	Porsche 911	2.7-3.3	08/73-07/85	Trim Level: Loudspeaker grille Colour: black Fitting Position: Rear
 <p>Oil level sender for oil tank</p>	1612950200 <i>For reference:</i> 90164154102 91164154101 91164154102	Porsche 911	2.4-3.3	08/73-07/89	Trim Level: For oil tank Vehicle Equipment: for vehicles with oil level sensor
 <p>Grommet for cable</p>	1615652800 <i>For reference:</i> 91450431900	Porsche 356 B T6/C Porsche 911 Porsche 912 Porsche 914 Porsche 924 Porsche 928 Porsche 944	1.6 2.0-3.3 1.6 1.7-2.0 2.0-2.5 4.5-5.4 2.5-3.0	09/61-12/65 10/64-07/89 01/65-02/70 01/69-02/76 11/75-08/89 09/77-11/95 06/81-07/91	Trim Level: Grommet for cable
 <p>Pulley for alternator</p>	1618300100 <i>For reference:</i> 91110620803	Porsche 911	2.7-3.3	08/75-07/89	

Description	Item no.	Application	Engine	Year	Criteria / Information
 <p>Blower motor with metal housing for heater</p>	1626100100 <i>For reference:</i> 93062415100 96562415100 96562415103	Porsche 911 Porsche 964 Turbo Porsche 964 Turbo	3.2 3.3 3.6	08/83-07/89 08/90-09/93 01/93-09/93	Specification: With metal housing
 <p>Blower motor with steel housing for heater</p>	1626100200 <i>For reference:</i> 91162415100 91162415103	Porsche 911 SC	3.0	08/77-07/83	Housing Type: Metal Housing Supplementary Article/ Supplementary Info: with accessories Thread Size: M5x8
 <p>Blower motor for heater, front, center</p>	1626100600 <i>For reference:</i> 91157132032	Porsche 911 Porsche 912 Porsche 914	2.0-3.3 1.6 1.7-2.0	08/68-07/89 08/68-02/70 01/69-02/76	Fitting Position: Front
 <p>Blower motor with housing for heater, left</p>	1626100770 <i>For reference:</i> 91162404301 91162404302	Porsche 911	3.2-3.3	08/83-07/89	Fitting Position: Left
 <p>Blower motor with housing for heater, right</p>	1626100780 <i>For reference:</i> 91162404400 91162404401 91162404402	Porsche 911	3.2-3.3	08/83-07/89	Fitting Position: Right

Description	Item no.	Application	Engine	Year	Criteria / Information
 <p>Headlamp housing, left</p>	1682000270 <i>For reference:</i> 591011 91150301500 91150301502 91150301502GRV 91150301503 91150301503GRV PCG63101521 	Porsche 911	2.7-3.3	08/73-07/86	Fitting Position: Left
 <p>Headlamp housing, right</p>	1682000280 <i>For reference:</i> 591012 90163101615 90163101620 90163101623 91150301600 91150301603 91150301603GRV PCG50301600 	Porsche 911	2.7-3.3	08/73-07/86	Fitting Position: Right
 <p>Picture coming soon</p> <p>Headlamp housing, left</p>	1682003170 <i>For reference:</i> 91150301505 91150301505GRV 	Porsche 911	3.2-3.3	08/86-07/89	Fitting Position: Left
 <p>Picture coming soon</p> <p>Headlamp housing, right</p>	1682003180 <i>For reference:</i> 91150301605 91150301605GRV 	Porsche 911	3.2-3.3	08/86-07/89	Fitting Position: Right
 <p>Picture coming soon</p> <p>Clutch for electric sunroof</p>	1685400200 <i>For reference:</i> 91162410300 91162410301	Porsche 911 Porsche 928 Porsche 964 Porsche 993	2.7-3.3 4.5-5.4 3.3-3.6 3.6-3.8	08/73-07/89 09/77-11/95 12/88-06/94 10/93-09/97	Specification: Clutch

Description	Item no.	Application	Engine	Year	Criteria / Information
 <p>Electric window motor motor, "8 teeth", left</p>	1688400170 <i>For reference:</i> 91162401501 91162401502	Porsche 911 Coupe Porsche 911 Coupe	2.4 2.7-3.3	08/72-07/73 08/73-07/86	Fitting Position: Left Front Number of Teeth: 8
 <p>Electric window motor motor, "8 teeth", right</p>	1688400180 <i>For reference:</i> 91162401401 91162401402	Porsche 911 Coupe Porsche 911 Coupe	2.4 2.7-3.3	08/72-07/73 08/73-07/86	Fitting Position: Right Front Number of Teeth: 8
 <p>Electric window motor motor, "10 teeth", left</p>	1688400270 <i>For reference:</i> 91162401543 91162401544	Porsche 911 Porsche 964 Porsche 993	3.2-3.3 3.3-3.6 3.6-3.8	08/87-07/89 12/88-06/94 10/93-09/97	Fitting Position: Left Front Number of Teeth: 10
 <p>Electric window motor motor, "10 teeth", right</p>	1688400280 <i>For reference:</i> 91162401443 91162401444	Porsche 911 Porsche 964 Porsche 993	3.2-3.3 3.3-3.6 3.6-3.8	08/87-07/89 12/88-06/94 10/93-09/97	Fitting Position: Right Rear Number of Teeth: 10
 <p>Electric window motor motor, "8 teeth", left</p>	1688400370 <i>For reference:</i> 91162401541	Porsche 911 Targa/Cabrio	2.7-3.2	08/73-07/86	Fitting Position: Left Front Number of Teeth: 8

Description	Item no.	Application	Engine	Year	Criteria / Information
 <p>Electric window motor motor, "8 teeth", right</p>	1688400380 <i>For reference:</i> 91162401441	Porsche 911 Targa/Cabrio	2.7-3.2	08/73-07/86	Fitting Position: Right Front Number of Teeth: 8
 <p>Ignition switch cover plate, alu</p>	1689801700 <i>For reference:</i> EQ850100	Porsche 911 Porsche 964 Porsche 993	2.7-3.3 3.3-3.6 3.6-3.8	08/73-07/89 12/88-06/94 10/93-09/97	Trim Level: Cover plate Material: Aluminium
 <p>Ignition switch cover plate, alu, black anodized</p>	1689801800 <i>For reference:</i> EQ850100BL	Porsche 911 Porsche 964 Porsche 993	2.7-3.3 3.3-3.6 3.6-3.8	08/73-07/89 12/88-06/94 10/93-09/97	Trim Level: Cover plate Material: Aluminium Colour: black Surface: Anodized
 <p>Decor ring for switches, alu, black anodized</p>	1689802000 <i>For reference:</i> EQ850101BL	Porsche 911 Porsche 964 Porsche 993	3.2-3.3 3.3-3.6 3.6-3.8	08/85-07/89 12/88-06/94 10/93-09/97	Colour: black
 <p>Radio hole cover, black plastic</p>	1689806000 <i>For reference:</i> 91155246302	Porsche 911 Porsche 964 Porsche 993	3.0-3.3 3.3-3.6 3.6-3.8	07/77-07/89 12/88-06/94 10/93-09/97	Trim Level: Radio hole cover Colour: black Material: Plastic

Description	Item no.	Application	Engine	Year	Criteria / Information
 Loudspeaker cover for door panel, left/right	1689806300 <i>For reference:</i> 91155501300	Porsche 911	2.7-3.0	08/73-07/81	Trim Level: Cover, loudspeaker Fitting Position: Vehicle Door Fitting Position: both sides
 Alternator, 75 Amp	1690100100 <i>For reference:</i> 91160312002	Porsche 911	2.7-3.0	08/74-07/81	Voltage [V]: 14 Alternator Charging Current [A]: 75 Generally overhauled: Regulated internally:
 Tensioning cap for generator	1690150100 <i>For reference:</i> 90160342800 90160342801	Porsche 911 Porsche 912 Porsche 914/6	2.0-3.3 1.6 2.0	10/64-07/89 01/65-02/70 11/69-12/73	Trim Level: Tensioning cap
 Voltage regulator, 14 Volt. Fits 70 Amp generator	1690200200 <i>For reference:</i> 91160391300 91160391301	Porsche 911 Porsche 928	3.0-3.3 4.5-4.7	08/81-07/89 08/81-07/84	
 Voltage regulator, 14 Volt. Fits Marchal or Motorola generator	1690200300 <i>For reference:</i> 90160320610 90160320611 91160390100	Porsche 911 Porsche 911	2.0-2.7 2.7	10/64-07/73 08/73-07/77	Manufacturer Restriction: MARCHAL Manufacturer Restriction: MOTOROLA

Description	Item no.	Application	Engine	Year	Criteria / Information
 <p>Starter, 1.5 kW, 12 V, new</p>	1690300203 <i>For reference:</i> 91660410100 91160410101 91660410100	Porsche 911 Porsche 959	2.4-3.3 2.8	08/71-07/89 01/86-07/88	Voltage [V]: 12 Rated Power [kW]: 1,5 Number of Teeth: 9
 <p>Protection cap for starter motor</p>	1690350100 <i>For reference:</i> 99965900650	Porsche 911 Porsche 912 Porsche 914 Porsche 924 Porsche 964 Porsche 968	2.0-3.3 1.6 1.7-2.0 2.0-2.5 3.3-3.6 3.0	10/64-07/89 01/65-02/70 01/69-02/76 11/75-08/89 12/88-06/94 06/91-11/95	Trim Level: Cap for starter Material: Rubber
 <p>Ignition switch</p>	1690400100 <i>For reference:</i> 92861301700 92861301701 96461301200	Porsche 911 Porsche 928 Porsche 944 Porsche 964 Porsche 993	3.2-3.3 4.5-5.4 2.5-3.0 3.3-3.6 3.6-3.8	07/85-07/89 09/77-11/95 08/85-07/91 08/89-07/93 10/93-09/97	
 <p>Ignition switch with push button, sealed</p>	8190401308 <i>For reference:</i> 00-9367-0 	Porsche 911 Porsche 912 Porsche 914 Porsche 924 Porsche 944 VW 181 VW Baja VW Buggy VW Karmann Ghia VW Transporter T1 VW Transporter T2 VW Transporter T3 VW Type 1 VW Type 3 VW Type 4	2.0-3.3 1.6 1.7-2.0 2.0-2.5 2.5-3.0 1.5-1.6 1.2-1.6 1.2-1.6 1.2-1.6 1.2-1.5 1.6-2.0 1.6-2.1 (incl. D) 1.2-1.6 1.5-1.6 1.7-1.8	10/64-07/89 01/65-02/70 01/69-02/76 11/75-08/89 06/81-07/91 09/69-02/79 08/68-12/86 08/63-07/71 08/55-07/74 01/50-07/67 08/67-07/79 05/79-07/92 12/47-12/86 04/61-07/73 07/68-03/75	Voltage [V]: 12 Control Type: Push control
 <p>Rosette for ignition switch, black</p>	1690450200 <i>For reference:</i> 91161316000 91161316001 9116131600170B	Porsche 911 Porsche 964 Porsche 993	2.7-3.3 3.3-3.6 3.6-3.8	08/73-07/89 12/88-06/94 10/93-09/97	Trim Level: Rosette for switch Colour: black Combi Switch Function: Button

Description	Item no.	Application	Engine	Year	Criteria / Information
 <p>Wiring harness for ignition switch including wire 91161201000</p>	1690450400 <i>For reference:</i> 91161201130	Porsche 911	2.0-3.0	08/71-07/75	Specification: For ignition switch
 <p>Distributor cap</p>	1691200402 <i>For reference:</i> 93060290400 93060290401 93060290800	Porsche 911 SC Porsche 911 Turbo	3.0 3.3	08/77-07/83 08/77-07/89	
 <p>Distributor cap</p>	1691200403 <i>For reference:</i> 93060290400 93060290401 93060290800	Porsche 911 SC Porsche 911 Turbo	3.0 3.3	08/77-07/83 08/77-07/89	
 <p>Distributor cap</p>	1691200600 <i>For reference:</i> 91160293300	Porsche 911 Porsche 911	2.0 2.0-3.0	10/64-07/68 08/71-07/77	
 <p>Set ignition points. Fits Magneti Marelli distributor</p>	1691400112 <i>For reference:</i> 91160296000	Porsche 911 Porsche 911 Porsche 914/6	2.0-2.2 2.7 2.0	10/64-07/70 08/73-06/77 11/69-12/73	Manufacturer Restriction: Magneti Marelli

Description	Item no.	Application	Engine	Year	Criteria / Information
 <p>Set ignition points. Fits Bosch distributor</p>	1691400212 <i>For reference:</i> 91160293600	Porsche 911 Porsche 911 Porsche 911 Turbo	2.0-2.4 2.7 3.0	08/70-07/73 08/73-06/77 01/75-12/77	Manufacturer Restriction: Bosch
 <p>Ignition coil, 14 Volt, black</p>	1691600100 <i>For reference:</i> 94460211500	924S 928 928 944 964 968 Porsche 911	2.5 4.7 5.0 2.5-3.0 3.6 3.0 3.2	09/85-07/88 08/83-07/86 08/86-07/88 06/81-07/91 12/88-06/94 06/91-11/95 08/83-07/89	Rated Voltage [V]: 14 Colour: black
 <p>Ignition coil, Bosch style, Perma Tune, USA, new. Will replace Bosch and Marelli coil. HD quality</p>	1691600500 <i>For reference:</i> 90160250200 90160250203	Porsche 911 Porsche 911 Porsche 911 Turbo Porsche 911 Turbo Porsche 914/6	2.2-2.7 3.0 3.0 3.3 2.0	09/69-07/73 08/73-07/83 01/75-12/77 06/86-07/89 11/69-12/73	Colour: black Specification: Bosch style Version: Perma Tune USA New Part:
 <p>Ignition coil, 12 Volt, silver, Beru ZS565</p>	1691600502 <i>For reference:</i> 90160250200 90160250203	Porsche 911 Porsche 911 Porsche 911 Turbo Porsche 911 Turbo Porsche 914/6	2.2-2.7 3.0 3.0 3.3 2.0	09/69-07/73 08/73-07/83 01/75-12/77 06/86-07/89 11/69-12/73	Colour: silver Version: ZS565 New Part:
 <p>Spark plug, WR7DC+</p>	1691700702 <i>For reference:</i> 99917015690  BOSCH	Porsche 911 Porsche 924S Porsche 928 Porsche 944	3.2 2.5 4.5-5.4 2.5-3.0	08/83-07/89 09/85-07/88 09/77-11/95 06/81-07/91	Connector type: M4/SAE Electrode Gap [mm]: 0,8 Thread Size: M14x1,25 Thread Length [mm]: 19 Tightening Torque [Nm]: 28 Spark Plug: 1 - Earthed Electrode

Description	Item no.	Application	Engine	Year	Criteria / Information
 <p>Spark plug, W3CC</p>	1691700802 <i>For reference:</i> 99917016290	Porsche 911 Porsche 911 SC/Carrera	2.4 2.7-3.0	08/71-07/73 08/73-07/83	Connector type: M4/SAE Electrode Gap [mm]: 0,7 Thread Size: M14x1,25 Thread Length [mm]: 19 Spark Plug: 1 - Earthed Electrode
 <p>Spark Plug, BPR7ES</p>	1691701002 <i>For reference:</i> 99917017990	Porsche 911 Porsche 911 Porsche 911S Porsche 911T Porsche 911T Porsche 914/6 Porsche 924 Porsche 944S/2	2.0T 2.7 2.7 2.2T 2.4T 2.0 2.0 3.0	09/67-08/69 09/73-06/77 09//73-08/75 01/70-08/71 01/72-08/73 11/69-08/72 11/75-06/85 12/88-07/91	Spark Plug: 1 - Earthed Electrode
 <p>Ignition distributor wire, green</p>	1692000200 <i>For reference:</i> 93060290701	Porsche 911 Porsche 911 Turbo	3.0 3.3	07/77-07/83 09/77-07/89	Fitting Position: Distributor Colour: green
 <p>Retainer for ignition cable</p>	1692050100 <i>For reference:</i> 90160959100	Porsche 911 Porsche 914/6	2.0-3.3 2.0	10/64-07/89 11/69-12/73	
 <p>Switch unit for TCI, CDI 6 pins, Perma Tune, USA, new. Please read instruction manual prior to installation</p>	1692100100 <i>For reference:</i> 93060270200	Porsche 911 Porsche 911 Turbo	3.0-3.3 3.3	07/77-07/83 08/83-07/89	Number of pins: 6 Version: Perma Tune USA New Part:

Description	Item no.	Application	Engine	Year	Criteria / Information
 <p>Switch unit for TCI, CDI 3 pins, Perma Tune, USA, new. Please read instruction manual prior to installation</p>	1692100200 <i>For reference:</i> 91160270700	Porsche 911	2.0-3.0	10/64-07/77	Number of pins: 3 Version: Perma Tune USA New Part: Additionally required articles (article numbers): 1691600500
 <p>Temperature Switch, coolant warning lamp</p>	1693200100 <i>For reference:</i> 93060611800	Porsche 911	3.0-3.2	08/83-07/89	
 <p>Sender unit for oil pressure</p>	1693500200 <i>For reference:</i> 91160611101	Porsche 911	3.0	07/77-10/83	Pressure from [bar]: 0 Pressure to [bar]: 5
 <p>Sender unit for oil pressure</p>	1693500300 <i>For reference:</i> 91160613500	Porsche 911	3.2-3.3	08/83-08/89	
 <p>Sender unit for oil pressure</p>	1693500500 <i>For reference:</i> 91160611100	Porsche 911	2.7	08/72-01/79	

Description	Item no.	Application	Engine	Year	Criteria / Information
 <p>Sender unit for oil pressure</p>	1693500800 For reference: 91160611102	Porsche 911	2.0-3.0	08/73-12/77	
 <p>Headlight with chrome rim, with E-mark. Can be used for vehicles 8/1964–7/1969 without using parking light</p>	1695100100 For reference: 91163111300 (E)	Porsche 911	2.0-3.3	08/69-07/83	Fitting Position: Left Fitting Position: Right Frame Colour: chrome Registration Type: ECE approved
 <p>Headlight with black rim (non levelling type), with E-mark</p>	1695100200 For reference: 91163111302 (E)	Porsche 911 Porsche 964	3.0-3.3 3.3-3.6	08/77-07/89 10/88-06/94	Fitting Position: Left Fitting Position: Right Frame Colour: black
 <p>Headlight with chrome rim, OE quality, with E-mark. Fits RHD vehicles</p>	1695100302 For reference: 91163111200 (E)	Porsche 911 RHD	2.4-3.3	08/69-07/83	Fitting Position: Left Fitting Position: Right Left-/right-hand drive vehicles: for right-hand drive vehicles Frame Colour: chrome
 <p>Headlight with chrome rim, yellow glass, with E-mark</p>	1695100500 For reference: 91163110101 (E)	Porsche 911	2.4-3.3	08/69-07/83	Fitting Position: Left Fitting Position: Right Lens Colour: yellow Registration Type: ECE approved








Description	Item no.	Application	Engine	Year	Criteria / Information
 <p>Long distance headlight, type Hella 118, chrome, with clear glass, with 12 Volt bulb, Ø 130 mm, with E-mark</p>	1695100602 For reference: 90163112101  	Porsche 356 /A/B/C Porsche 911 Porsche 912 Porsche 914 Volvo 140 Volvo 164 Volvo 240 Volvo Amazon Volvo P210/PV445 Duett Volvo PV444 Volvo PV544 VW 181 VW Baja VW Buggy VW Karmann Ghia VW Transporter T1 VW Transporter T2 VW Transporter T3 VW Type 1	1.1-1.6 2.0-3.3 1.6 1.7-2.0 1.8-2.0 2.9-3.0 2.0-2.8 (incl. D) 1.6-2.0 1.6-1.8 1.4-1.6 1.6-1.8 1.5-1.6 1.2-1.6 1.2-1.6 1.2-1.6 1.2-1.5 1.6-2.0 1.6-2.1 (incl. D) 1.2-1.6	01/50-12/65 10/64-07/89 01/65-02/70 01/69-02/76 08/66-08/75 08/68-08/75 08/74-12/93 09/56-05/71 09/53-02/69 02/47-08/58 09/58-10/65 09/69-02/79 08/68-12/86 08/63-07/71 08/55-07/74 01/50-07/67 08/67-07/79 05/79-07/92 12/47-12/86	Fitting Position: Left Fitting Position: Right Diffusing Lens Type: Clear diffusing lens Frame Colour: chrome Diameter [mm]: 130 Supplementary Article/Supplementary Info: with bulb Registration Type: ECE approved
 <p>Headlight conversion with sealed beam, 7" round (178 mm), H4, with E-mark. Including 12 V, 60 W H4 bulb</p>	1695101102 For reference: EQ941010 	Porsche 911 Porsche 912 Porsche 914 VW Baja VW Buggy VW Karmann Ghia VW Transporter T1 VW Transporter T2 VW Type 1 Off-Road	2.0-3.3 1.6 1.7-2.0 1.2-1.6 1.2-1.6 1.2-1.6 1.2-1.5 1.6 1.2-1.6	10/64-07/89 01/65-02/70 01/69-02/76 08/68-12/86 08/63-07/71 08/55-07/74 01/50-07/67 08/67-07/79 12/47-12/86	Fitting Position: Left Fitting Position: Right Lamp Type: H4 Diameter [inch]: 7 Registration Type: ECE approved Light Function: without marker light
 <p>Headlight rim, grey primed</p>	1695150400 For reference: 91163114100	Porsche 911 Porsche 964	2.7-3.3 3.3-3.6	08/73-07/89 12/88-06/94	Colour: grey Surface: primed
 <p>Headlight rim, chrome</p>	1695150700 For reference: 91163114100	Porsche 911 Porsche 964	2.7-3.3 3.3-3.6	08/73-07/89 12/88-06/94	Surface: Chromed
 <p>Drain tube for headlight, rubber</p>	1695150800 For reference: 91163125902	Porsche 911 Porsche 959 Porsche 964	2.0-3.3 2.8 3.3-3.6	08/69-07/89 01/86-04/91 12/88-06/94	Trim Level: drain tube Fitting Position: Left Fitting Position: Right Material: Rubber

Description	Item no.	Application	Engine	Year	Criteria / Information
 <p>Screw for headlight rim, 5x18 mm</p>	1695151000 <i>For reference:</i> 90027006307	Porsche 911	2.7-3.3	08/73-07/89	Trim Level: Screw for frame Thread Size: 5x18 mm
 <p>Covering cap for Hella 118 high-beam headlight and fog lights. Black with Hella logo</p>	1695151202 <i>For reference:</i> EQ631100 	Porsche 911 Porsche 912 Porsche 914 Volvo 140 Volvo 164 Volvo 240 Volvo Amazon Volvo P1800 Volvo P210/PV445 Duett Volvo PV444 Volvo PV544 VW 181 VW Baja VW Buggy VW Karmann Ghia VW Transporter T1 VW Transporter T2 VW Transporter T3 VW Type 1	2.0-3.3 1.6 1.7-2.0 1.8-2.0 2.9-3.0 2.0-2.8 (incl. D) 1.6-2.0 1.8-2.0 1.6-1.8 1.4-1.6 1.6-1.8 1.5-1.6 1.2-1.6 1.2-1.6 1.2-1.6 1.2-1.6 1.6-2.0 1.6-2.1 (incl. D) 1.2-1.6	10/64-07/89 01/65-02/70 01/69-02/76 08/66-08/75 08/68-08/75 08/74-12/93 09/56-05/71 09/61-06/73 09/53-02/69 02/47-08/58 09/58-10/65 09/69-02/79 08/68-12/86 08/63-07/71 08/55-07/74 01/50-07/67 08/67-07/79 05/79-07/92 12/47-12/86	Colour: black
 <p>Adjust screw for headlight with plastic collar</p>	1695151300 <i>For reference:</i> 91163103300	Porsche 911 Porsche 964	2.7-3.3 3.3-3.6	08/73-07/89 12/88-06/94	Trim Level: Adjustment screw
 <p>Locking spring for headlight. 10 pieces needed per Headlight</p>	1695151500 <i>For reference:</i> 90163111602	Porsche 911 Porsche 912 Porsche 964	2.0-3.3 1.6 3.3-3.6	10/64-07/89 01/65-02/70 12/88-06/94	Fitting Position: at headlight Fitting Position: Lower Trim Level: Locking spring
 <p>Headlight rim, 3 holes, black. With mounting parts</p>	1695151600 <i>For reference:</i> 91163193301	Porsche 911 Porsche 912 Porsche 964	3.0-3.3 1.6 3.3-3.6	08/77-07/89 01/65-02/70 12/88-06/94	Fitting Position: both sides Colour: black Number of Holes: 3

Description	Item no.	Application	Engine	Year	Criteria / Information
 <p>Headlight rim, 3 holes, chrome. With mounting parts</p>	1695151700 <i>For reference:</i> 91163193300	Porsche 911 Porsche 912	2.0-3.3 1.6	10/64-07/86 01/65-02/70	Fitting Position: both sides Colour: chrome Number of Holes: 3
 <p>Headlight rim, 3 holes, carbon look, With mounting parts</p>	1695151800 <i>For reference:</i> 91163193300	Porsche 911 Porsche 912	2.0-3.3 1.6	10/64-07/86 01/65-02/70	Fitting Position: both sides Colour: Carbon Number of Holes: 3
 <p>Wiring harness for light switch, 6 wires</p>	1695152000 <i>For reference:</i> 91161201000	Porsche 911	2.0-3.0	08/69-07/75	Fitting Position: Front Number of wires (repair kit, cable set): 6
 <p>Reflector for headlight, H4, left/right</p>	1695152100 <i>For reference:</i> DAN63111399 DAN91163111300 DAN91163111399	Porsche 911 Porsche 912 Porsche 964	2.0-3.3 1.6 3.3-3.6	10/64-07/89 01/65-02/70 12/88-06/94	
 <p>Headlight rim, metal, carbon look</p>	1695152400 <i>For reference:</i> 91163114100	Porsche 911 Porsche 964	2.7-3.3 3.3-3.6	08/73-07/89 12/88-06/94	Material: Metal Colour: Carbon

Description	Item no.	Application	Engine	Year	Criteria / Information
 <p>Picture coming soon</p> <p>Headlight rim, primed, US model. Also known as "Sugar Scoop" headlight rim</p>	1695152500 For reference: 91163113100 91163113103 91163113500 91163113501	Porsche 911	2.7-3.3	08/74-07/86	Fitting Position: Left Fitting Position: Right Surface: primed Specification: Sugar Scoop
 <p>Headlight plug with 3 cable lugs</p>	8195154100 For reference: 161941165 161941165 161941165A 161941165A ♦ Jopex 	Porsche 911 VW 181 VW Golf/Jetta VW Golf/Jetta VW Karmann Ghia VW Transporter T1 VW Transporter T2 VW Transporter T3	2.0-3.3 1.5-1.6 1.0-1.8 (incl. D) 1.1-1.8 (incl. D) 1.2-1.6 1.2-1.5 1.6-2.0 1.6-2.1 (incl. D)	10/64-07/89 09/69-02/79 08/83-12/92 04/74-02/84 08/60-07/74 08/60-07/67 08/67-07/79 05/79-07/92	Trim Level: Headlight plug Number of pins: 3
 <p>Fog lamp with white bulb, front, Marchal Style</p>	1695200300 For reference: EQ941400	Porsche 356 /A/B/C Porsche 911 VW 181 VW Baja VW Buggy VW Karmann Ghia VW Transporter T1 VW Transporter T2 VW Type 1	1.1-1.6 2.0-3.3 1.5-1.6 1.2-1.6 1.2-1.6 1.2-1.6 1.2-1.5 1.6-2.0 1.2-1.6	01/50-12/65 10/64-07/89 09/69-02/79 08/68-12/86 08/63-07/71 08/55-07/74 01/50-07/67 08/67-07/79 12/47-12/86	Fitting Position: Front Bulb Colour: white Version: Marchal style
 <p>Lens for fog lamp, clear, left</p>	1695250170 For reference: 91163194101	Porsche 911	3.2-3.3	08/83-07/89	Fitting Position: Left Front Material: Glass Colour: Crystal clear Version: Bosch
 <p>Lens for fog lamp, clear, left</p>	1695250172 For reference: 91163194101  BOSCH	Porsche 911	3.2-3.3	08/83-07/89	Fitting Position: Left Front Material: Glass Colour: Crystal clear Version: Bosch








Description	Item no.	Application	Engine	Year	Criteria / Information
 Lens for fog lamp, clear, right	1695250180 <i>For reference:</i> 91163194201	Porsche 911	3.2-3.3	08/83-07/89	Fitting Position: Right Front Material: Glass Colour: Crystal clear Version: Bosch
 Lens for fog lamp, clear, right	1695250182 <i>For reference:</i> 91163194201 91163194202  BOSCH	Porsche 911	3.2-3.3	08/83-07/89	Fitting Position: Right Front Material: Glass Colour: Crystal clear Version: Bosch
 Lens for fog lamp, clear, left/ right	1695250200 <i>For reference:</i> 0018267190 91163196400 A0018267190	Mercedes SL (R107) Mercedes SLC (C107) Porsche 911	2.8-5.6 2.8-5.0 2.4-3.3	05/71-08/89 01/72-09/81 08/73-07/83	Fitting Position: Front Colour: Crystal clear
 Lens for fog lamp, yellow, left	1695250570 <i>For reference:</i> 91163194100	Porsche 911	3.2-3.3	08/83-07/89	Fitting Position: Left Front Colour: yellow
 Lens for fog lamp, rear, red, left/right, without E-mark. NOT STREET LEGAL IN EU	1695250600 <i>For reference:</i> 91163197500	Porsche 911	2.0-3.2	08/68-07/86	Fitting Position: Rear Colour: red Registration Type: not ECE approved









Description	Item no.	Application	Engine	Year	Criteria / Information
 <p>Tensioning plate for fog light mounting, outer, left/right</p>	1695251500 <i>For reference:</i> 91163106001	Porsche 911	2.7-3.0	08/73-07/82	Fitting Position: Left Front Fitting Position: Right Front Fitting Position: outer
 <p>Tail light house (plastic) with bulb and gasket, left</p>	1695350670 <i>For reference:</i> 91163193900 91163194100	Porsche 911 Porsche 959	2.0-3.3 2.8	08/69-07/89 01/86-04/91	Fitting Position: Left Material: Plastic Supplementary Article/ Supplementary Info: with bulb Supplementary Article/ Supplementary Info: with gasket/seal
 <p>Tail light house (plastic) with bulb and gasket, right</p>	1695350680 <i>For reference:</i> 90163194200 91163194000	Porsche 911 Porsche 959	2.0-3.3 2.8	08/69-07/89 01/86-04/91	Fitting Position: Right Material: Plastic Supplementary Article/ Supplementary Info: with bulb Supplementary Article/ Supplementary Info: with gasket/seal
 <p>Lens for tail light, orange/clear/red, left, with E-mark</p>	1695350770 <i>For reference:</i> 91163194900 	Porsche 911	2.2-3.3	08/72-07/89	Fitting Position: Left Registration Type: ECE approved
 <p>Lens for tail light, orange/clear/red, right, with E-mark</p>	1695350780 <i>For reference:</i> 91163195000 	Porsche 911	2.2-3.3	08/72-07/89	Fitting Position: Right Registration Type: ECE approved

Description	Item no.	Application	Engine	Year	Criteria / Information
 <p>Lens for tail light with black rim, red/clear/red, US-version, left, with E-mark</p>	1695350870 <i>For reference:</i> 91163195100	Porsche 911 US	2.2-3.3	08/72-07/89	Fitting Position: Left Country Specific Design: USA Frame Colour: black Registration Type: ECE approved
 <p>Lens for tail light with black rim, red/clear/red, US-version, right, with E-mark</p>	1695350880 <i>For reference:</i> 91163195200	Porsche 911 US	2.2-3.3	08/72-07/89	Fitting Position: Right Country Specific Design: USA Frame Colour: black Registration Type: ECE approved
 <p>Tail light house (metal) with bulb and gasket, left</p>	1695351970 <i>For reference:</i> 91163193900	Porsche 911 Porsche 959	2.0-3.3 2.8	08/69-07/89 01/86-04/91	Fitting Position: Left Material: Metal Supplementary Article/ Supplementary Info: with bulb Supplementary Article/ Supplementary Info: with gasket/seal
 <p>Tail light house (metal) with bulb and gasket, right</p>	1695351980 <i>For reference:</i> 91163194000	Porsche 911 Porsche 959	2.0-3.3 2.8	08/69-07/89 01/86-04/91	Fitting Position: Right Material: Metal Supplementary Article/ Supplementary Info: with bulb Supplementary Article/ Supplementary Info: with gasket/seal
 <p>Lens for indicator, front, orange, left/right, with E-mark</p>	1695450300 <i>For reference:</i> 91163191600 91196391400	Porsche 911	2.7-3.3	08/74-07/89	Fitting Position: Front Colour: Orange Registration Type: ECE approved

Description	Item no.	Application	Engine	Year	Criteria / Information
 <p>Lens for indicator, front, black, left/right, with E-mark</p>	1695450400 <i>For reference:</i> 91163191400 91196391400	Porsche 911	2.7-3.3	08/74-07/89	Fitting Position: Front Colour: black Registration Type: ECE approved
 <p>Lens for indicator, front, clear, left/right, with E-mark</p>	1695450500 <i>For reference:</i> 91163191400 91163195700 91196391400	Porsche 911	2.7-3.3	08/74-07/89	Fitting Position: Front Colour: white Registration Type: ECE approved
 <p>Wiring harness for rear indicator, left/right</p>	1695452500 <i>For reference:</i> 91161203910	Porsche 911	2.0-3.3	08/69-07/86	Fitting Position: Indicator Fitting Position: Rear Fitting Position: both sides
 <p>Wiring harness with socket for turn indicator relay, 4 poles</p>	1695452700 <i>For reference:</i> 90161233400	Porsche 911 Porsche 914 Porsche 924S Porsche 944 Porsche 964 Porsche 968	2.0-3.3 1.7-2.0 2.5 2.5-3.0 3.3-3.6 3.0	10/64-07/89 01/69-02/76 09/85-07/88 08/84-07/91 12/88-06/94 06/91-11/95	Specification: Turn signal relay Number of pins: 4
 <p>Indicator, side, yellow, left/right</p>	1195500100 <i>For reference:</i> 949250001 161949117 161949117 161949117 161949117 4A0949101 4A0949101 4A0949101 Jopex 	Porsche 911 Porsche 924 Porsche 944 Porsche 959 Porsche 964 Porsche 968 Porsche 993 VW Golf/Jetta VW Jetta	2.7-3.3 2.0-2.5 2.5-3.0 2.8 3.3-3.6 3.0 3.6-3.8 1.0-1.8 (incl. D) 1.3-1.8 (incl. D)	08/73-07/89 11/75-08/89 06/81-07/91 01/86-04/91 12/88-06/94 06/91-11/95 10/93-09/97 08/83-12/92 08/78-02/84	Fitting Position: both sides Colour: yellow

Description	Item no.	Application	Engine	Year	Criteria / Information
 <p>Indicator, side, yellow, with E-mark, left/right, Hella</p>	1195500102 <i>For reference:</i> 161949117 161949117 161949117 4A0949101 4A0949101 4A0949101	Porsche 911 Porsche 924 Porsche 944 Porsche 959 Porsche 964 Porsche 968 Porsche 993 VW Golf/Jetta VW Jetta	2.7-3.3 2.0-2.5 2.5-3.0 2.8 3.3-3.6 3.0 3.6-3.8 1.0-1.8 (incl. D) 1.3-1.8 (incl. D)	08/73-07/89 11/75-08/89 06/81-07/91 01/86-04/91 12/88-06/94 06/91-11/95 10/93-09/97 08/83-12/92 08/78-02/84	Fitting Position: both sides Colour: yellow
 <p>Number plate light with bulb, with E-mark</p>	1695600200 <i>For reference:</i> 91163162004	Porsche 911 Porsche 914 Porsche 964 RS/Turbo	2.7-3.3 2.0 3.3-3.6	08/73-07/89 08/74-07/76 06/91-09/93	
 <p>Luggage compartment lamp</p>	1695700100 <i>For reference:</i> 90163220101	Porsche 911	2.0-3.3	10/64-07/89	
 <p>Interior and glove box light with black rim</p>	1695700302 <i>For reference:</i> 91163210200	Porsche 911 Targa/Cabrio Porsche 928 Porsche 964 Speedster Porsche 993 Targa/Cabrio	2.0-3.0 4.5-5.4 3.6 3.6-3.8	08/67-07/89 09/77-11/95 08/92-06/94 08/95-09/97	Frame Colour: black Voltage [V]: 12 Rated Power [W]: 4,7
 <p>Engine compartment light with black housing</p>	1695700600 <i>For reference:</i> 181947303 91163131501	Porsche 911 VW 181 VW Karmann Ghia	2.0-3.3 1.5-1.6 1.2-1.6	10/64-07/89 09/69-02/79 08/55-07/74	Fitting Position: Engine Compartment Housing Colour: black Voltage [V]: 12 Rated Power [W]: 1,2






Description	Item no.	Application	Engine	Year	Criteria / Information
 Wiring harness for interior light	1695750200 For reference: 90161203520	Porsche 911 Coupe Porsche 911 Targa	2.0-3.2 2.0-3.0	10/64-07/84 08/69-07/77	
 Bulb for fog light, yellow, for EQ941400	1695900200 For reference: EQ941400A	Porsche 356 /A/B/C Porsche 911 VW Transporter T1 VW Transporter T2 VW Transporter T3	1.1-1.6 2.0-3.3 1.2-1.5 1.6-2.0 1.6-2.1 (incl. D)	01/50-12/65 10/64-07/89 01/50-07/67 08/67-07/79 05/79-07/92	Voltage [V]: 12 Rated Power [W]: 55 Bulb Colour: yellow for article number: EQ941400
 Bulb for fog light, white, for EQ941400	1695900300 For reference: EQ941400B	Porsche 356 /A/B/C Porsche 911 VW Transporter T1 VW Transporter T2 VW Transporter T3	1.1-1.6 2.0-3.3 1.2-1.5 1.6-2.0 1.6-2.1 (incl. D)	01/50-12/65 10/64-07/89 01/50-07/67 08/67-07/79 05/79-07/92	Voltage [V]: 12 Rated Power [W]: 55 Bulb Colour: white for article number: EQ941400
 Bulb for headlight, 12V, 45/40W, P45T	1195900700 For reference: N0177053 000045235 90063110990 N..0177053 N0177053 Z..046003 Z046003 Jopex 	Porsche 911 Porsche 911 RS Porsche 914 Porsche 924 Porsche 928 Porsche 944 Porsche 964 Porsche 968 Volvo 140 VW 181 VW Baja VW Buggy VW Karmann Ghia VW Transporter T1 VW Transporter T2 VW Type 1 VW Type 3 VW Type 4	2.7-3.3 2.7 1.7-2.0 2.0-2.5 4.5-5.4 2.5-3.0 3.3-3.6 3.0 2.0 1.5-1.6 1.2-1.6 1.2-1.6 1.3-1.6 1.5 1.6-1.7 1.2-1.6 1.5-1.6 1.7-1.8	08/73-07/89 08/72-01/79 01/69-02/76 11/75-08/89 09/77-11/95 06/81-07/91 12/88-06/94 06/91-11/95 09/68-08/75 09/69-02/79 08/68-07/72 08/66-07/71 08/66-07/74 08/66-07/67 08/67-07/72 08/66-07/72 08/66-07/73 07/68-03/75	Voltage [V]: 12 Rated Power [W]: 45/40 Lamp Type: R2 (Bilux)
 Bulb for tail light, 12V, 5W, 15S	1195900900 For reference: N0177182 000045203B N..0177182 N..0177184 N..0177185 N0177182 N0177184 N0177185 Z..046011 Z046011 Jopex 	Porsche 356 B Porsche 911 Porsche 914 Porsche 924 Porsche 928 Porsche 944 Porsche 964 Porsche 968 Porsche 996 Porsche Boxster (986) VW 181 VW Baja VW Buggy VW Golf/Jetta VW Golf/Jetta VW Karmann Ghia VW Transporter T5 VW Type 1 VW Type 3 VW Type 4	1.6 2.0-3.3 1.7-2.0 2.0-2.5 4.5-5.4 2.5-3.0 3.3-3.6 3.0 3.4-3.6 2.5-3.2 1.5-1.6 1.2-1.6 1.2-1.6 1.0-1.8 (incl. D) 1.1-1.8 (incl. D) 1.2-1.6 1.9-3.2 (incl. D) 1.2-1.6 1.5-1.6 1.7-1.8	01/59-12/63 10/64-07/89 01/69-02/76 11/75-08/89 09/77-11/95 06/81-07/91 12/88-06/94 06/91-11/95 09/97-08/05 09/96-12/04 09/69-02/79 08/68-12/86 08/63-07/71 08/83-12/92 04/74-02/84 08/55-07/74 04/03-08/15 12/47-12/86 04/61-07/73 07/68-03/75	Voltage [V]: 12 Rated Power [W]: 5

Description	Item no.	Application	Engine	Year	Criteria / Information
 <p>Bulb, capless, panel light, 12 V, 1.2 W, base W2x4.6D</p>	1195901500 <i>For reference:</i> N0177512 000045225B J9098111018 N..0177512 N0177512 Z..046036 Z046036 Jopex 	Porsche 911 Porsche 924 Porsche 944 Porsche 964 Porsche 993 Porsche Boxster (986) VW Baja VW Buggy VW Golf/Jetta VW Golf/Jetta VW Karmann Ghia VW Transporter T2 VW Transporter T3 VW Transporter T4 VW Transporter T5 VW Type 1 VW Type 3 VW Type 4	3.0-3.3 2.0-2.5 2.5-3.0 3.3-3.6 3.6-3.8 2.5-3.2 1.2-1.6 1.2-1.6 1.0-2.0 (incl. D) 1.1-1.8 (incl. D) 1.3-1.6 1.6-2.0 1.6-2.1 (incl. D) 1.8-2.8 (incl. D) 2.0-3.2 (incl. D) 1.2-1.6 1.5-1.6 1.7-1.8	07/77-07/89 11/75-08/89 06/81-07/91 12/88-06/94 10/93-09/97 09/96-12/04 08/68-12/86 08/66-07/71 08/83-12/92 04/74-02/84 08/66-07/74 08/67-07/79 05/79-07/92 09/90-06/03 04/03-08/15 08/66-12/86 08/65-07/73 07/68-03/73	Voltage [V]: 12 Rated Power [W]: 1,2 Lamp Type: W1,2W
 <p>Bulb, 12V, 5 W, base W2.1x9.5D</p>	1195901700 <i>For reference:</i> N0177532 000045239 07119978373 1591848 1610595 2098304 N..0177532 N0177532 Z..046050 Z046050 Jopex 	Porsche 911 Porsche 924 Porsche 944 Porsche 964 Porsche 968 Porsche 993 Porsche 996 Porsche 997 Porsche Boxster (986) Porsche Boxster (987) Porsche Cayenne (955)	2.0-3.3 2.0-2.5 2.5-3.0 3.3-3.6 3.0 3.6-3.8 3.4-3.6 3.6-4.0 2.5-3.2 2.7-3.4 3.2-4.5	10/64-07/89 11/75-08/89 06/81-07/91 12/88-06/94 06/91-11/95 10/93-09/97 09/97-08/05 04/04-12/08 09/96-12/04 11/04-12/08 09/02-09/07	Voltage [V]: 12 Rated Power [W]: 5
 <p>Backdate kit 911 F accessories</p>	1696001610 <i>For reference:</i> 591099-1 90150339422 90150503320 90150504132 90150504651 90150509120 90150509320 90150509420 90150515700 90150515800 Dansk ORIGINAL 	Porsche 911 Coupe Porsche 964 Coupe	2.0-3.2 3.6	08/68-07/89 12/88-09/93	Fitting Position: Left Fitting Position: Right Trim Level: Backdate kit Specification: 911F accessories
 <p>Picture coming soon</p> <p>Lock nut clip for indicator/tail light housing</p>	1696001900 <i>For reference:</i> 99950731212	Porsche 911 Porsche 912	2.0-3.3 1.6	08/68-07/89 08/68-02/70	Specification: Lock nut clip
 <p>Wiring harness for hazard light switch with connectors</p>	1696350200 <i>For reference:</i> 91161201430	Porsche 911	2.7-3.3	08/72-07/84	






Description	Item no.	Application	Engine	Year	Criteria / Information
 <p>Door contact switch, long version</p>	1696500100 <i>For reference:</i> 96461360100	Porsche 911 Porsche 912 Porsche 928 Porsche 959 Porsche 964 Porsche 993	2.0-3.0 1.6 4.5-5.4 2.8 3.3-3.6 3.6-3.8	10/64-07/77 01/65-02/70 09/77-11/95 01/86-04/91 12/88-06/94 10/93-09/97	Version: Long
 <p>Door contact switch, short version</p>	1696500200 <i>For reference:</i> 92861314700	Porsche 911 Porsche 928 (luggage compartment) Porsche 964	3.0-3.2 5.0-5.4 3.6	08/79-07/89 08/87-11/95 12/88-06/94	Version: Short
 <p>Rubber cap for door switch</p>	1696550100 <i>For reference:</i> 90161561620	Porsche 911 Porsche 912 Porsche 959 Porsche 964 Porsche 993	2.0-3.3 1.6 2.8 3.3-3.6 3.6-3.8	10/64-07/89 01/65-02/70 01/86-04/91 12/88-06/94 10/93-09/97	Trim Level: Cap for switch Material: Rubber
 <p>Concave washer for door contact switch</p>	1696550200 <i>For reference:</i> 90161561520	Porsche 911 Porsche 912 Porsche 959 Porsche 964	2.0-3.3 1.6 2.8 3.3-3.6	10/64-07/89 01/65-02/70 01/86-04/91 12/88-06/94	Trim Level: Washer for contact Shape: round
 <p>Fiber washer at door contact switch, 8x14 mm</p>	1696550300 <i>For reference:</i> 90003100160	Porsche 911 Porsche 912 Porsche 928 Porsche 959 Porsche 964 Porsche 993	2.0-3.3 1.6 4.5-5.4 2.8 3.3-3.6 3.6-3.8	10/64-07/89 01/65-02/70 09/75-11/95 01/86-04/91 12/88-06/94 10/93-09/97	Material: Felt Diameter 1/Diameter 2 [mm]: 8/14 Thickness [mm]: 1 Operating temperature from [°C]: -24 Operating temperature to [°C]: 100


Description	Item no.	Application	Engine	Year	Criteria / Information
 <p>Switch for reversing light</p>	1696600100 <i>For reference:</i> 69561354100 90161305100 90161354100 91461354100 91461354102 91461354103	Porsche 911 Porsche 912 Porsche 914 Porsche 928 Porsche 959 Porsche 964 Porsche 993	2.0-3.3 1.6-2.0 1.7-2.0 4.5-5.4 2.8 3.3-3.6 3.6-3.8	10/64-07/89 01/65-12/69 01/69-02/76 09/77-11/95 01/86-04/91 12/88-06/94 10/93-09/97	
 <p>Brake light switch, 2 pins</p>	1696600200 <i>For reference:</i> 91161341100 91161341101	Porsche 911 Porsche 914	2.0-3.3 1.7-2.0	10/64-07/89 01/69-02/76	Operating Mode: Electric
 <p>Boot for reverse light switch and brake light switch</p>	1696650100 <i>For reference:</i> 91461349100	Porsche 911 Porsche 912 Porsche 914	2.0-3.3 1.6 1.7-2.0	10/64-07/86 01/65-02/70 01/69-02/76	Trim Level: Boot for switch Material: Rubber Operating Mode: Mechanical
 <p>Switch for electric windows</p>	1696700100 <i>For reference:</i> 91161362103	Porsche 911 Porsche 959	2.7-3.3 2.8	08/73-07/89 01/86-04/91	Colour: black Fitting Position: both sides
 <p>Picture coming soon</p> <p>Knob for door mirror switch, black</p>	1696750200 <i>For reference:</i> 91161308200 9116130820001C	Porsche 911 Porsche 964	3.2-3.3 3.3-3.6	08/86-07/89 12/88-06/94	Specification: Knob for switch Colour: black

Description	Item no.	Application	Engine	Year	Criteria / Information
 <p>Wiring harness with connector for electric window, left door</p>	1696750370 For reference: 91161210400 91161210401	Porsche 911	2.0-3.3	08/69-07/89	Specification: For electric windows Fitting Position: Left
 <p>Plastic nut for for electric door mirror switch</p>	1696750402 For reference: 91173125100	Porsche 911	2.7-3.3	08/75-07/86	Trim Level: Nut for switch Material: Plastic Colour: black
 <p>Wiring harness for electric windows relay</p>	1696750510 For reference: 91161214700	Porsche 911	2.7-3.3	08/73-07/83	Specification: Electric windows Specification: For relay
 <p>Wiring harness for electric windows</p>	1696750610 For reference: 90161207102	Porsche 911	2.0-2.7	08/68-07/75	Specification: Electric windows
 <p>Wiring harness for electric window, right</p>	1696750760 For reference: 91161210402	Porsche 911	2.7-3.3	08/75-07/89	Specification: Electric window Fitting Position: Right

Description	Item no.	Application	Engine	Year	Criteria / Information
 <p>Wiring harness for electric window motor</p>	1696750810 <i>For reference:</i> 91161204800	Porsche 911	2.7-3.3	08/75-07/86	Specification: Electric wind. motor
 <p>Wiring harness for electric windows</p>	1696750910 <i>For reference:</i> 91161216700	Porsche 911 Porsche 912E	2.7-3.3 2.0	08/75-07/86 09/75-12/76	Specification: Electric windows
 <p>Switch for seat adjustment, black. Vertical adjustment front/rear</p>	1697000200 <i>For reference:</i> 92861318100	Porsche 911 Porsche 964 Porsche 993	3.2-3.3 3.3-3.6 3.6-3.8	08/83-07/89 12/88-06/94 10/93-09/97	Operating Mode: Electric Trim Level: Vertical adj. Fitting Position: Front and Rear
 <p>Switch for seat adjustment, black. Longitudinal adjustment and vertical adjustment front</p>	1697000300 <i>For reference:</i> 92861318200	Porsche 911 Porsche 964 Porsche 993	3.2-3.3 3.3-3.6 3.6-3.8	08/83-07/89 12/88-06/94 10/93-09/97	Operating Mode: Electric Trim Level: Longitudinal adj. Trim Level: Vertical adj. Fitting Position: Front
 <p>Switch for seat adjustment, black. Backrest adjustment and vertical adjustment rear</p>	1697000400 <i>For reference:</i> 92861318300	Porsche 911 Porsche 964 Porsche 993	3.2-3.3 3.3-3.6 3.6-3.8	08/83-07/89 12/88-06/94 10/93-09/97	Operating Mode: Electric Trim Level: Backrest adj. Trim Level: Vertical adj. Fitting Position: Rear






Description	Item no.	Application	Engine	Year	Criteria / Information
 <p>Contact bow for handbrake light control lamp</p>	1697000900 <i>For reference:</i> 90161352320	Porsche 911 Porsche 912	2.0-3.3 1.6	10/64-07/89 01/65-02/70	Specification: Contact bow
 <p>Wiper grommet, left/right</p>	1698150100 <i>For reference:</i> 90162892600	Porsche 911 Porsche 912 Porsche 914 Porsche 959	2.0-3.3 1.6-2.0 1.7-2.0 2.8	10/64-07/89 01/65-02/70 08/71-02/76 01/86-04/91	Trim Level: Fits over wiper axle Trim Level: Fits under wiper arm Fitting Position: both sides
 <p>Support bracket for wiper mechanism/cowl panel</p>	1698150200 <i>For reference:</i> 91150134700	Porsche 911	2.0-3.3	08/69-07/89	Specification: Support bracket Specification: Wiper/Cowl panel
 <p>Wiring harness for rear window wiper</p>	1698250110 <i>For reference:</i> 91161202501	Porsche 911 LHD	2.7-3.3	08/73-07/86	Specification: For rear wiper Left-/right-hand drive vehicles: for left-hand drive vehicles
 <p>Wiper arm, front, left, black</p>	1698300170 <i>For reference:</i> 91162831300	Porsche 911 Porsche 959 Porsche 964	3.0-3.3 2.8 3.3-3.6	08/76-07/89 01/86-04/91 12/88-07/91	Fitting Position: Left Colour: black







Description	Item no.	Application	Engine	Year	Criteria / Information
 Wiper arm, front, right, black	1698300180 <i>For reference:</i> 91162831400	Porsche 911 Porsche 959 Porsche 964	3.0-3.3 2.8 3.3-3.6	08/76-07/89 01/86-04/91 12/88-07/91	Fitting Position: Right Colour: black
 Wiper arm, front, left, black	1698300470 <i>For reference:</i> 91162801400	Porsche 911	2.7-3.3	08/73-07/89	Fitting Position: Left Front Colour: black
 Wiper arm, front, right, black	1698300480 <i>For reference:</i> 91162801500	Porsche 911	2.7-3.3	08/73-07/89	Fitting Position: Right Front Colour: black
 Wiper set with wiper arms and blades, stainless steel, black painted, left/right	1698301110 <i>For reference:</i> EQ955600 90162801400 90162801500 90162831110 91462831110 91462831310 91462831410 DAN62801400 DAN62831400 DAN90162801400	Porsche 911 Porsche 912 Porsche 914 Porsche 964	2.0-3.3 1.6 1.7-2.0 3.3-3.6	08/67-07/89 08/67-02/70 01/69-02/76 12/88-06/94	Fitting Position: both sides Material: Stainless Steel Colour: black
 Wiper set with wiper arms and blades, stainless steel, polished, left/right	1698301210 <i>For reference:</i> EQ955610 91162831300 91162831400 91462831310 91462831410 DAN62801400 DAN62831400 DAN90162801400 DAN91162831400	Porsche 911 Porsche 912 Porsche 964	2.0-3.3 1.6 3.3-3.6	08/67-07/89 08/67-02/70 12/88-06/94	Fitting Position: both sides Material: Stainless Steel Surface: Polished

Description	Item no.	Application	Engine	Year	Criteria / Information
 <p>Wiper blade, black, 400 mm, front/rear, left/right</p>	8198400102 <i>For reference:</i> 955250002 161955427 161955427 161955427 161955427 161955427 161955427 6426AR 6426AR 6426GG 6426GG 	Porsche 911 Porsche 964 VW Golf VW Golf VW Golf Cabrio VW Scirocco VW Transporter T2 VW Transporter T3 Caravelle/Carat VW Transporter T4 Bus/Van VW Type 4	2.0-3.3 3.3-3.6 1.0-1.8 (incl. D) 1.1-1.8 (incl. D) 1.5-1.8 1.1-1.8 1.6-2.0 1.6-2.1 (incl. D) 1.8-2.8 (incl. D) 1.7-1.8	07/66-07/89 12/88-09/93 08/83-12/92 02/74-02/84 01/79-04/93 02/74-07/92 08/67-07/79 05/79-07/92 09/90-06/03 07/68-03/75	Fitting Position: Rear Length [mm]: 400
 <p>Wiper blade, black, 350 mm, left/right</p>	1698400400 <i>For reference:</i> 91162861302 91462831110	Porsche 911 Porsche 911 Porsche 911 RS Porsche 914	2.2-2.4 2.7 2.7 1.7-2.0	08/70-07/73 08/73-07/76 08/72-07/73 01/69-02/76	Fitting Position: Front Fitting Position: both sides Trim Level: Black metal
 <p>Washer pump with bracket</p>	1698500100 <i>For reference:</i> 0008692221 92862807401 92862807402 A0008692221	Porsche 911 Porsche 914/6 Porsche 928 Porsche 959	2.0-3.2 2.0 4.5-5.0 2.8	08/67-07/89 11/69-07/71 09/77-12/86 01/86-04/91	Pump Type: Mono Pump
 <p>Washer Fluid Pump, window cleaning</p>	1198500200 <i>For reference:</i> 955500001 0008600726 0008601026 0008601326 0008602026 171955651 2D0955651A 431955651 437955651 861998151B	Porsche 911 Porsche 928 Porsche 964 VW Golf VW Golf/Jetta VW Jetta VW Transporter T3 wiper/washer rear VW Transporter T4	3.2-3.3 5.0 3.3-3.6 1.0-1.8 (incl. D) 1.1-1.8 (incl. D) 1.3-1.8 (incl. D) 1.6-2.1 (incl. D) 1.8-2.8 (incl. D)	08/83-07/89 08/86-07/91 12/88-06/94 08/83-12/85 11/76-02/84 01/84-07/92 05/79-07/92 09/90-04/98	Fitting Position: Front Pump Type: Mono Pump Operating Mode: Electric Number of pins: 2
 <p>Washer Fluid Pump, headlight cleaning</p>	1198500700 <i>For reference:</i> 191955681 1H0955681 1J0955681 251955681 2D0955681 357955681 3B0955681 3B0955681A 3B7955681 431955679A	Porsche 911 Porsche 924 Porsche 928 Porsche 944 Porsche 959 Porsche 964 Porsche Cayenne Porsche Cayenne (955) VW Golf/Jetta VW Golf/Jetta VW Transporter T3 VW Transporter T4	3.2-3.3 2.0-2.5 4.5-5.4 2.5-3.0 2.8 3.3-3.6 3.0-4.8 (incl. D) 3.0-4.8 (incl. D) 1.0-1.8 (incl. D) 1.1-1.8 (incl. D) 1.6-2.1 (incl. D) 1.8-2.8 (incl. D)	08/79-07/89 08/78-08/89 09/77-11/95 06/81-07/91 01/86-04/91 12/88-06/94 06/10- 09/02-09/10 08/83-12/92 08/78-02/84 05/79-07/92 09/90-06/03	Operating Mode: Electric Pump Type: Mono Pump Number of pins: 2






Description	Item no.	Application	Engine	Year	Criteria / Information
 <p>Wiring harness for headlight washer pump</p>	1698550210 <i>For reference:</i> 91161217901	Porsche 911	3.0-3.3	08/77-07/89	Vehicle Equipment: for vehicles with headlamp cleaning system Specification: For washer pump
 <p>Wiring harness for headlight washer system</p>	1698550310 <i>For reference:</i> 91161207601	Porsche 911	3.0-3.3	08/79-07/86	Vehicle Equipment: for vehicles with headlamp cleaning system Specification: For washer system
 <p>Rubber bushing for washer pump</p>	1698650400 <i>For reference:</i> 91462874100	Porsche 911 Porsche 914 Porsche 928 Porsche 959	2.7-3.3 1.7-2.0 4.5-5.4 2.8	08/73-07/89 01/69-02/76 09/77-11/95 01/86-04/91	
 <p>Cap for window washer reservoir</p>	1698650600 <i>For reference:</i> 96420150700	Porsche 911 Porsche 964 Porsche 993	2.7-3.3 3.3-3.6 3.6-3.8	08/73-07/89 12/88-06/94 10/93-09/97	
 <p>Washer jet, 2 nozzles, black plastic</p>	1698700100 <i>For reference:</i> 91462820310 91462820311	914 924 944 Porsche 911	1.7-2.0 2.0-2.5 2.5 2.7-3.2	01/69-02/76 11/75-08/89 06/81-07/84 08/73-07/85	Supplementary Article/Info 2: for windscreen cleaning Wash Nozzle Type: Two-hole Nozzle Colour: black Material: Plastic

Description	Item no.	Application	Engine	Year	Criteria / Information
 <p>Valve for washer fluid pipe</p>	8199000500 <i>For reference:</i> 113955975C 113955975C Jopex	Porsche 911 Porsche 928 Porsche 968 Porsche 993 VW Karmann Ghia VW Transporter T1 VW Transporter T2 VW Transporter T3 VW Transporter T4 VW Type 1	2.0-3.3 4.5-5.4 3.0 3.6-3.8 1.2-1.6 1.2-1.5 1.6-2.0 1.6-2.1 (incl. D) 1.8-2.8 (incl. D) 1.2-1.6	10/64-07/89 09/77-11/95 06/91-11/95 10/93-09/97 08/55-07/74 01/50-07/67 08/67-07/79 05/79-07/92 09/90-06/03 12/47-12/86	
 <p>Wiring harness for intermittent wiper relay, 8 poles</p>	1699000600 <i>For reference:</i> 91161205902	Porsche 911	2.7-3.0	08/75-07/77	Specification: Interm. wiper relay Number of pins: 8
 <p>Relay for fuel pump, red, round</p>	1699200106 <i>For reference:</i> 91161510801	Porsche 911	2.7-3.3	08/75-07/89	Number of pins: 5 Shape: round Colour: red
 <p>Relay, black, round</p>	1699200206 <i>For reference:</i> 91161510901	Porsche 911 Porsche 914/4	2.0-3.3 1.7-2.0	08/69-07/89 01/69-02/76	Number of pins: 5 Shape: round Colour: black Relay function: Klaxon Relay function: Washer Fluid Pump, headlight cleaning Relay function: Air Conditioning
 <p>DME switch unit</p>	1699200300 <i>For reference:</i> 91161815400 91161815401	Porsche 911	3.2	08/83-07/89	Relay function: Fuel Pump

Description	Item no.	Application	Engine	Year	Criteria / Information
 <p>Relay for air condition</p>	1699201000 <i>For reference:</i> 91161510301 91161510302	Porsche 911	2.7-3.3	08/73-07/88	Relay function: Air Conditioning
 <p>Picture coming soon</p> <p>Relay for air condition, horn, headlight flasher etc., round</p>	1699201100 <i>For reference:</i> 91161510901 91161510902	Porsche 911 Porsche 914	2.0-3.3 1.7-2.0	08/68-07/89 01/69-02/76	Relay function: Air Conditioning Relay function: Klaxon Relay function: High Beam Relay function: Fan, heater/air conditioning Relay function: Cigarette Lighter Relay function: Ignition Coil Relay function: Heated rear window Relay function: Front Fog Light
 <p>Picture coming soon</p> <p>Wiring harness for DME switch unit</p>	1699250210 <i>For reference:</i> 91161217309	Porsche 911	3.2-3.3	08/85-07/89	Specification: For DME unit
 <p>Fuse box with cover, black, for 10 fuses</p>	1699300200 <i>For reference:</i> 91161208601 91161208602	Porsche 911	2.7-3.3	08/73-07/85	Number of pins: 10
 <p>Fuse box with cover, bakelite, black, for 8 fuses</p>	1699300400 <i>For reference:</i> 91161208701	Porsche 911	2.7-3.3	08/73-07/89	Material: Bakelite



Description	Item no.	Application	Engine	Year	Criteria / Information
 <p>Cover for fuse box, black</p>	1699350100 For reference: 93061216102	Porsche 911 Turbo	3.3	08/77-07/85	Trim Level: Cover only Colour: black
 <p>Cover for fuse box, black</p>	1699350400 For reference: 91161216104 93061216101 93061216102	Porsche 911	3.0-3.3	08/77-07/83	Trim Level: Cover only Colour: black
 <p>Battery power off switch</p>	8199450200 For reference: AC915000 ♦ Jopex 	Porsche 356 /A/B/C Porsche 911 Porsche 912 Porsche 964 Porsche 993 Porsche 996 Porsche 997 Porsche Boxster (987) Porsche Boxster 986 Porsche Cayman Volvo 140 Volvo 240 Volvo Amazon Volvo P1800 Volvo PV444 Volvo PV544 VW 181 VW Karmann Ghia VW Transporter T1 VW Transporter T2 VW Transporter T3 VW Type 3 VW Type 4	1.1-1.6 2.0-3.3 1.6 3.3-3.6 3.6-3.8 3.4-3.6 3.6-4.0 2.7-3.4 2.5-3.2 2.7-3.4 1.8-2.0 2.0-2.8 1.6-2.0 1.8-2.0 1.4-1.6 1.6-1.8 1.5-1.6 1.2-1.6 1.2-1.5 1.6-2.0 1.6-2.1 (incl. D) 1.5-1.6 1.7-1.8	01/50-12/65 10/64-07/89 01/65-02/70 12/88-06/94 10/93-09/97 09/97-08/05 07/04-12/12 11/04-12/11 09/96-12/04 11/05-06/13 08/66-08/74 08/75-12/93 09/56-07/70 09/61-06/72 02/47-08/58 09/58-10/65 09/69-02/79 08/55-07/74 01/50-07/67 08/67-07/79 05/79-07/92 04/61-07/73 07/68-03/75	
 <p>Picture coming soon</p> <p>Battery power off switch, OEM style</p>	8199450800 For reference: AC915100 ♦ Jopex 	Porsche 356 /A/B/C Porsche 911 Porsche 912 Porsche 964 Porsche 993 Porsche 996 Porsche 997 Porsche Boxster (987) Porsche Boxster 986 Porsche Cayman Volvo 140 Volvo 240 Volvo Amazon Volvo P1800 Volvo PV444 Volvo PV544 VW 181 VW Karmann Ghia VW Transporter T1 VW Transporter T2 VW Transporter T3 VW Type 3 VW Type 4	1.1-1.6 2.0-3.3 1.6 3.3-3.6 3.6-3.8 3.4-3.6 3.6-4.0 2.7-3.4 2.5-3.2 2.7-3.4 1.8-2.0 2.0-2.8 1.6-2.0 1.8-2.0 1.4-1.6 1.6-1.8 1.5-1.6 1.2-1.6 1.2-1.5 1.6-2.0 1.6-2.1 (incl. D) 1.5-1.6 1.7-1.8	01/50-12/65 10/64-07/89 01/65-02/70 12/88-06/94 10/93-09/97 09/97-08/05 07/04-12/12 11/04-12/11 09/96-12/04 11/05-06/13 08/66-08/74 08/75-12/93 09/56-07/70 09/61-06/72 02/47-08/58 09/58-10/65 09/69-02/79 08/55-07/74 01/50-07/67 08/67-07/79 05/79-07/92 04/61-07/73 07/68-03/75	Specification: OEM style

Description	Item no.	Application	Engine	Year	Criteria / Information
 <p>Rubber sealing ring, 115 mm, black, for tachometer</p>	1699650700 <i>For reference:</i> 91164190300	Porsche 911 Porsche 914	2.2-3.2 1.7-2.0	08/69-07/84 01/69-02/76	Trim Level: Seal only Trim Level: for tachometer Diameter [mm]: 115 Material: Rubber Colour: black
 <p>Wiring harness for instruments illumination</p>	1699650910 <i>For reference:</i> 91161204700 91161204701	Porsche 911 Porsche 911 Turbo	2.7-3.2 3.0	08/73-07/86 01/75-12/77	Specification: For gauge lights
 <p>Multiple electrical plug connection with male and female ends, 6 leads</p>	1699900100 <i>For reference:</i> 90161233000	Porsche 911 Porsche 912 Porsche 914 Porsche 924 Porsche 944 Porsche 964 Porsche 968	2.0-3.3 1.6 1.7-2.0 2.5 2.5-3.0 3.3-3.6 3.0	10/64-07/89 01/65-02/70 01/69-02/76 09/85-07/88 08/85-07/91 12/88-06/94 06/91-11/95	Adapter Shape: round Number of pins: 6 Plug Type: Male Plug Type: Female Combi Switch Function: On/Off Switch Mounting Type: Crimped
 <p>Cigarette lighter, complete</p>	1699900300 <i>For reference:</i> 90165210201	Porsche 911 Porsche 912 Porsche 964	2.0-3.3 1.6 3.3-3.6	10/64-07/89 08/68-02/70 12/88-06/94	
 <p>Multiple electrical plug connection with female end, 5 leads</p>	1699900500 <i>For reference:</i> 90161233300	Porsche 914 Porsche 924 Porsche 944 Porsche 964 Porsche 968	1.7-2.0 2.5S 2.5-3.0 3.3-3.6 3.0	01/69-02/76 09/85-07/87 09/85-07/91 12/88-06/94 06/91-11/95	Combi Switch Function: On/Off Switch Number of pins: 6

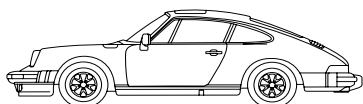
Description	Item no.	Application	Engine	Year	Criteria / Information
 <p>Complete wiring harness for tunnel, OEM standard. From front fuse box to gauges and to tail light and engine bay</p>	1699900610 <i>For reference:</i> 91161200126	Porsche 911	2.7	08/73-07/75	Specification: For tunnel
 <p>Wiring harness for luggage compartment, OEM standard. From fuse box to dashboard. For LHD</p>	1699900710 <i>For reference:</i> 91161200212	Porsche 911 Porsche 911 Turbo	2.7-3.0 3.0	08/73-07/76 01/75-07/76	Specification: Luggage compartment
 <p>Wiring harness for K-jet engines</p>	1699900810 <i>For reference:</i> 91161201731	Porsche 911 K-Jetronic	2.7	08/73-07/75	Specification: For engine
 <p>Wiring harness for headlight. From fuse box to headlights</p>	1699900910 <i>For reference:</i> 91161200301	Porsche 911	2.7-3.3	08/73-07/86	Specification: For headlight
 <p>Complete wiring harness for tunnel. From front fuse box to gauges and to tail light and engine bay</p>	1699901010 <i>For reference:</i> 91161200130	Porsche 911 SC	3.0	07/77-07/83	Specification: For tunnel

Description	Item no.	Application	Engine	Year	Criteria / Information
 <p>Wiring harness for engine, OE standard</p>	1699901110 <i>For reference:</i> 91161201604	Porsche 911	3.0	08/81-07/83	Specification: For engine
 <p>Battery-starter cable</p>	1699901200 <i>For reference:</i> 91161202224 91161202228	Porsche 911	3.0-3.3	08/77-07/89	Specification: Battery-starter
 <p>Wiring harness for engine, OE standard</p>	1699901310 <i>For reference:</i> 91160701600	Porsche 911	3.2	08/83-07/86	Specification: For engine
 <p>Sliding contact for horn</p>	1699901400 <i>For reference:</i> 91161352100	Porsche 911	2.7-3.3 (incl. D)	08/73-07/89	
 <p>Wiring harness for 2 stage rear window heating</p>	1699901610 <i>For reference:</i> 91161203200 91161203201	Porsche 911	2.0-3.3	08/69-07/83	Specification: For window heating

Description	Item no.	Application	Engine	Year	Criteria / Information
 <p>Wiring harness for fuel injector system, OE standard</p>	1699901710 <i>For reference:</i> 91160717403	Porsche 911	3.2	08/83-07/85	Specification: For injector system
 <p>Wiring harness for ignition control unit (CDI/HKZ), 3 pin, OE standard</p>	1699901910 <i>For reference:</i> 91161205000	Porsche 911	2.0-2.7	08/69-07/77	Specification: For ign. control HKZ Number of pins: 3
 <p>Wiring harness for engine</p>	1699902510 <i>For reference:</i> 91161201634	Porsche 911 (not Turbo)	2.7-3.0	08/75-07/76	Specification: For engine
 <p>Wiring harness for air condition</p>	1699902610 <i>For reference:</i> 91161208001	Porsche 911	2.7-3.2	08/73-07/85	Specification: For air condition Vehicle Equipment: for vehicles with air conditioning
 <p>Wiring harness for US tail lights</p>	1699902710 <i>For reference:</i> 91161203911	Porsche 911 US model	3.0-3.3	08/77-07/86	Specification: For tail lights

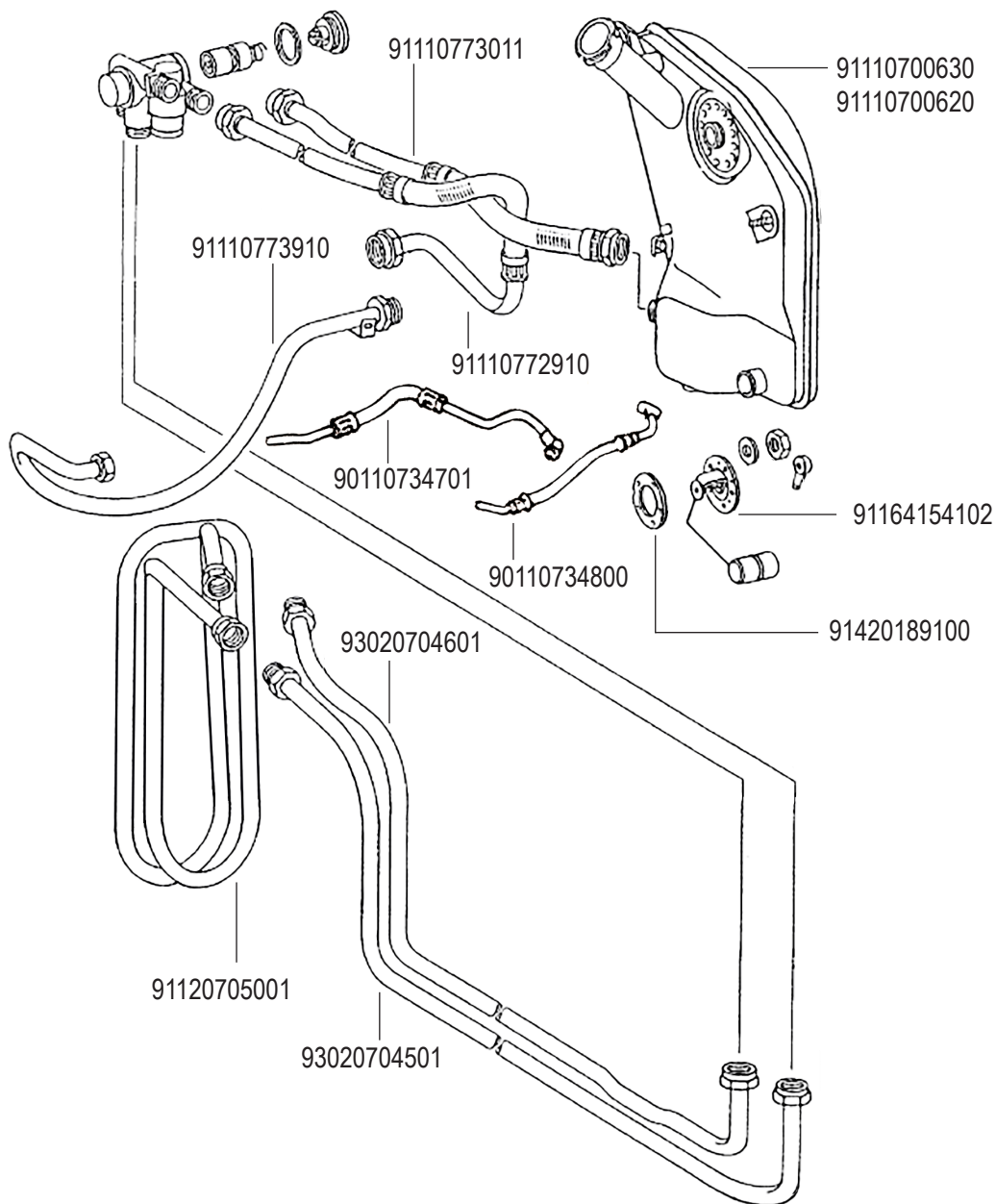
Description	Item no.	Application	Engine	Year	Criteria / Information
 <p>Picture coming soon</p> <p>Wiring harness for oxygen sensor control system</p>	<p>1699902810 For reference: 91161217301</p>	<p>Porsche 911 US version</p>	<p>3.0</p>	<p>08/80-07/83</p>	<p>Specification: Oxygen sensor syst.</p>
 <p>Wiring harness for engine oxygen sensor</p>	<p>1699902910 For reference: 91161217401</p>	<p>Porsche 911 US version</p>	<p>3.0</p>	<p>08/80-07/83</p>	<p>Specification: Engine oxygen</p>

ENGINE

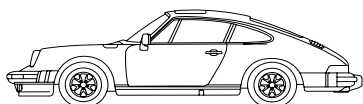


ENGINE

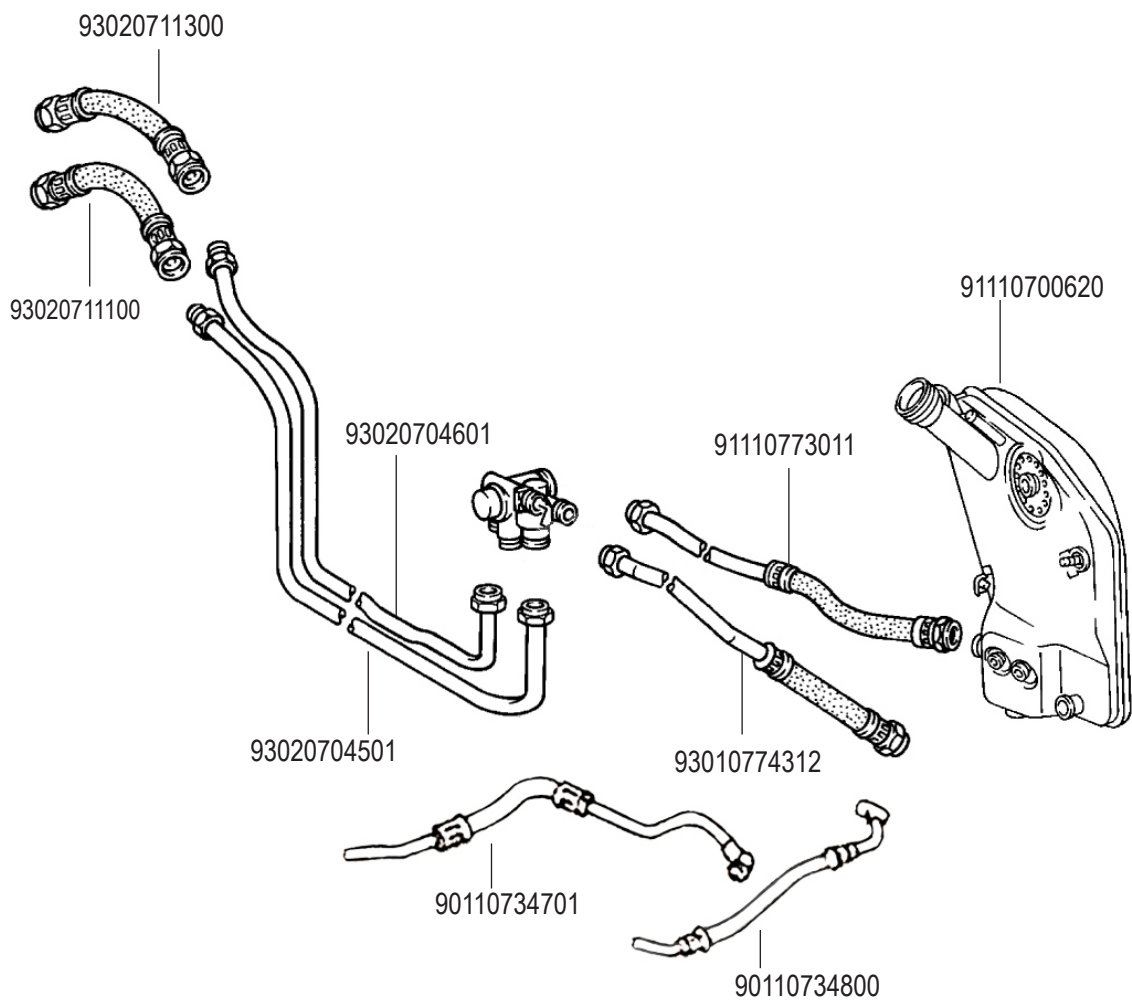
PORSCHE 911G 911/S/SC - Oilhoses, pipes and lines, 2.7-3.0L, 73-79



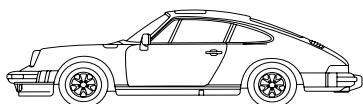
JP Nr.	Ref. no.	Description	Application
1612900200	91110700630	Oil tank with old style thread	911, 2.7-3.0, 08/73-07/77
1612900300	91110700620	Oil tank	911, 3.0-3.2, 08/77-07/89
1612950200	91164154102	Oil level sender for oil tank	911, 2.7-3.2, 08/73-07/89
1613700501	91110772910	Oil pipe	911, 2.7, 08/73-07/77
1613701200	91110773011	Oil pipe, oil tank to regulator housing	911, 2.7-3.3, 08/73-07/89
1613700601	91110773910	Oil pipe	911, 2.7-3.2, 08/73-07/89
1613500300	91120705001	Oil cooler "snake type", brass, painted	911, 2.7-3.0, 08/74-07/79
1613700176	90110734701	Oil hose, chain house, left	911, 2.0-3.0, 08/65-08/82
1613700186	90110734800	Oil hose, chain house, right	911, 2.0-3.0, 08/65-07/83
1613702100	93020704501	Oil pipe, brass, painted, feed, along the floor pan	911, 2.7-3.3, 08/73-07/89
1613702200	93020704601	Oil pipe, brass, painted, return, along the floor pan	911, 2.7-3.3, 08/73-07/89
1615850100	91420189100	Cork gasket for fuel and oil level sender	911, 2.0-2.2, 01/63-12/71



PORSCHE 911/S/SC/CARRERA - Oilhoses, pipes and lines, 84-89

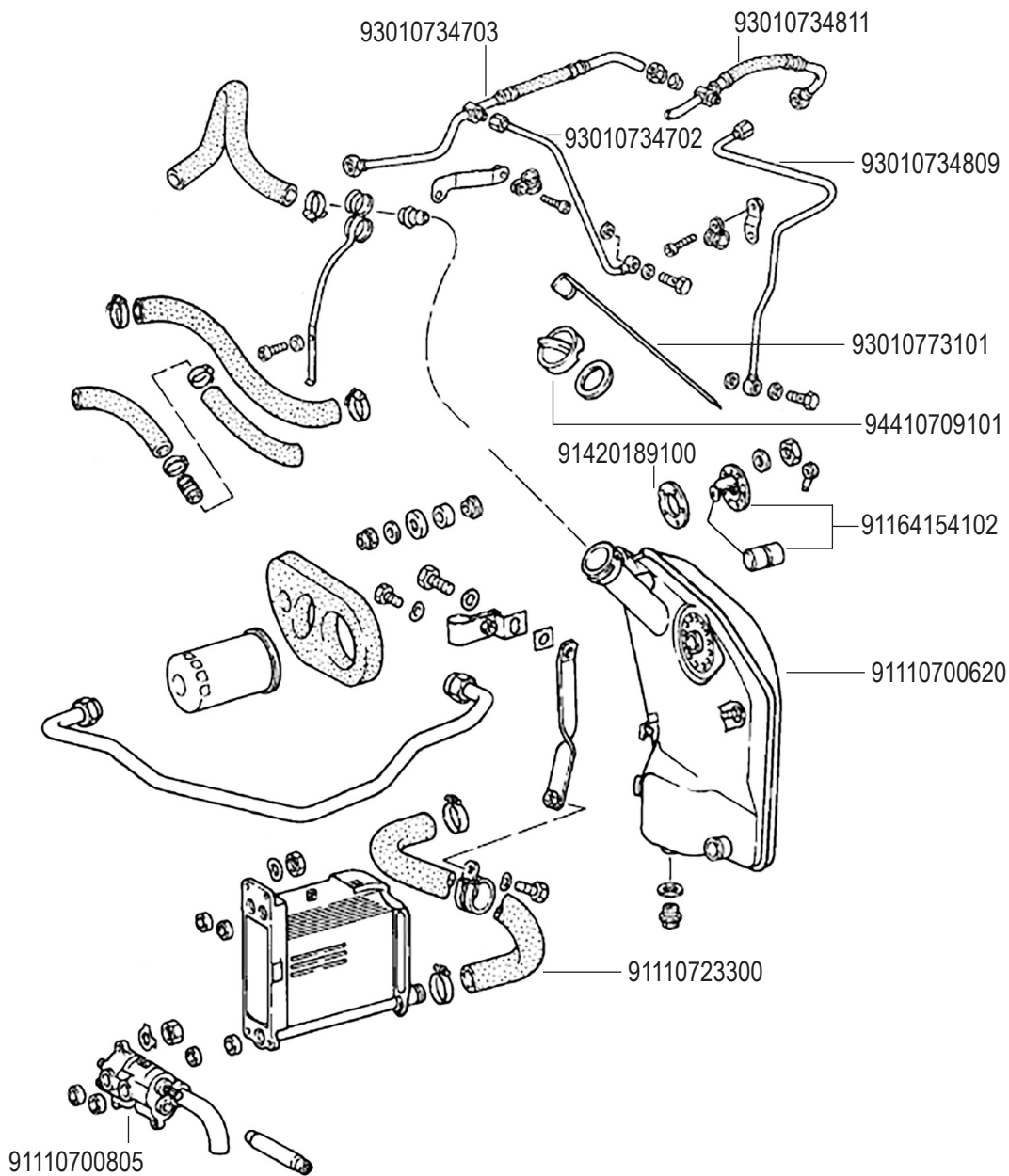


JP Nr.	Ref. no.	Description	Application
1612900300	91110700620	Oil tank	911, 3.0-3.2, 08/77-07/89
1613700200	93020711100	Oil hose, long, for oil cooler	911, 3.0-3.3, 08/79-07/89
1613700400	93020711300	Oil hose, short, for oil cooler	911, 3.0-3.3, 08/79-07/89
1613701100	93010774312	Oil pipe, engine to regulator housing	Porsche 911 Turbo, 3.3, 08/83-07/89
1613701200	91110773011	Oil pipe, oil tank to regulator housing	911, 2.7-3.3, 08/73-07/89
1613700176	90110734701	Oil hose, chain house, left	911, 2.0-3.0, 08/65-08/82
1613700186	90110734800	Oil hose, chain house, right	911, 2.0-3.0, 08/65-07/83
1613702100	93020704501	Oil pipe, brass, painted, feed, along the floor pan	911, 2.7-3.3, 08/73-07/89
1613702200	93020704601	Oil pipe, brass, painted, return, along the floor pan	911, 2.7-3.3, 08/73-07/89



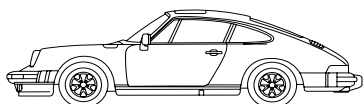
ENGINE

PORSCHE 911G 911CARRERA - Oilhoses, pipes and lines, 84-89



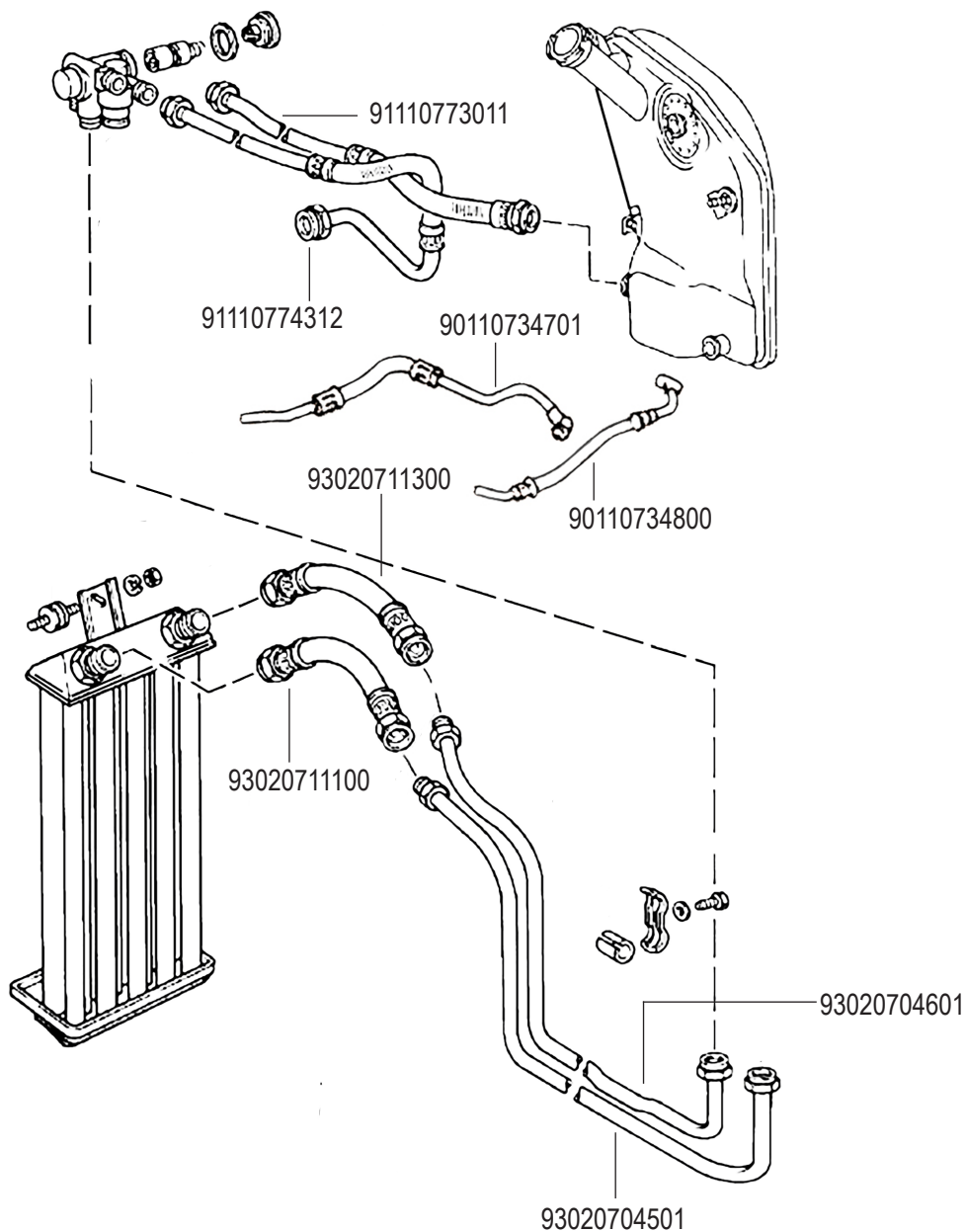
Pls. note: You must also replace the oil line (93010734702) with item no. 93010734706 in order to replace the left cam line line on late models.

JP Nr.	Ref. no.	Description	Application
1612900300	91110700620	Oil tank	911, 3.0-3.2, 08/77-07/89
1612950200	91164154102	Oil level sender for oil tank	911, 2.4-3.3, 08/73-07/89
1613100200	91110700805	Oil pump with oil sump filter	911, 2.4-3.2, 08/72-07/89
1613700770	93010734702	Oil dipstick, 295 mm	911, 3.2-3.3, 08/83-07/89
1613700871	93010734703	Oil hose, chain house, left	911, 3.2-3.3, 08/83-07/89
1613700880	93010734811	Oil hose, chain house, right	911, 3.0-3.3, 08/82-07/89
1613700786	93010734809	Oil pipe to chain tensioner, right	911, 3.2-3.3, 08/83-07/89
1613701700	91110723300	Oil hose, oil tank to oil cooler	911, 2.4-3.2, 08/72-07/89
1613200300	93010773101	Oil pipe to chain tensioner, left	911, 3.0-3.3, 08/82-07/89
1613600100	94410709101	Cap, oil filler for oil tank	911, 3.0-3.3, 08/77-07/89
1615850100	91420189100	Cork gasket for fuel and oil level sender	911, 2.0-2.2, 01/63-12/71




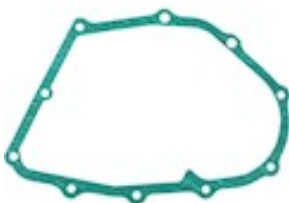



ENGINE

PORSCHE 911G 911/SC - Oilhoses, pipes and lines, 79-83







JP Nr.	Ref. no.	Description	Application
1613700200	93020711100	Oil hose, long, for oil cooler	911, 3.0-3.3, 08/79-07/89
1613700400	93020711300	Oil hose, short, for oil cooler	911, 3.0-3.3, 08/79-07/89
1613700176	90110734701	Oil hose, chain house, left	911, 2.0-3.0, 08/65-08/82
1613700186	90110734800	Oil hose, chain house, right	911, 2.0-3.0, 08/65-08/82
1613701000	91110774312	Oil pipe, engine to regulator housing	911, 3.0, 03/74-07/83
1613701200	91110773011	Oil pipe, oil tank to regulator housing	911, 2.7-3.3, 08/73-07/89
1613702100	93020704501	Oil pipe, brass, painted, feed, along the floor pan	911, 2.7-3.3, 08/73-07/89
1613702200	93020704601	Oil pipe, brass, painted, return, along the floor pan	911, 2.7-3.3, 08/73-07/89

Description	Item no.	Application	Engine	Year	Criteria / Information
 <p>Silicone sealant for oil sump, 70 ml. For vehicles without oil sump gasket.</p>	1100500202 <i>For reference:</i> D..176404A2 D..176404A2 D176404A2	Porsche 356 /A/B/C Porsche 911 Porsche 912 Porsche 964 Porsche 993 Porsche 996 Porsche 997 Porsche Boxster (987) Porsche Boxster 986 Porsche Cayman Volvo 140 Volvo 240 Volvo Amazon Volvo P1800 Volvo PV444 Volvo PV544 VW 181 VW Baja VW Buggy VW Karmann Ghia VW Transporter T1 VW Transporter T2 VW Transporter T3 VW Type 1 VW Type 3 VW Type 4	1.1-1.6 2.0-3.3 1.6 3.3-3.6 3.6-3.8 3.4-3.6 3.6-4.0 2.7-3.4 2.5-3.2 2.7-3.4 1.8-2.0 2.0-2.8 1.6-2.0 1.8-2.0 1.4-1.6 1.6-1.8 1.5-1.6 1.2-1.6 1.2-1.6 1.2-1.6 1.2-1.5 1.6-2.0 1.6-2.1 (incl. D) 1.2-1.6 1.5-1.6 1.7-1.8	01/50-12/65 10/64-07/89 01/65-02/70 12/88-06/94 10/93-09/97 09/97-08/05 07/04-12/12 11/04-12/11 09/96-12/04 11/05-06/13 08/66-08/74 08/75-12/93 09/56-07/70 09/61-06/72 02/47-08/58 09/58-10/65 09/69-02/79 08/68-12/86 08/63-07/71 08/55-07/74 01/50-07/67 08/67-07/79 05/79-07/92 12/47-12/86 04/61-07/73 07/68-03/75	
 <p>Picture coming soon</p> <p>Stud for cylinder head, standard, 163.5 mm</p>	1610100100 <i>For reference:</i> 91110117200	Porsche 911 Porsche 964 Porsche 993	2.0-3.3 3.3-3.6 3.6-3.8	10/64-07/89 12/88-06/94 10/93-09/97	Length [mm]: 163,5
 <p>Bolt for flywheel. Tightening torque 15 mkp. 6 pieces needed per car</p>	1610450100 <i>For reference:</i> 91110217100	Porsche 911 Porsche 914/6	2.0-3.0 2.0	08/69-07/77 11/69-12/73	Tightening Torque [Nm]: 15
 <p>Bolt for flywheel, M10x20. 9 pieces needed per car</p>	1610450200 <i>For reference:</i> 93010220600	Porsche 911 Porsche 924 Porsche 944 Porsche 964	3.0-3.3 2.0-2.5 2.5-3.0 3.3-3.6	08/77-07/89 11/75-08/89 06/81-07/91 12/88-06/94	Thread Size: M10x20






Description	Item no.	Application	Engine	Year	Criteria / Information
 <p>Cylinder head nut, heavy duty</p>	1611150100 <i>For reference:</i> 61610438200 90110438202 90110438203 93010438201	Porsche 911 Porsche 912 Porsche 914/6	2.0-3.3 1.6-2.0 2.0	10/64-07/89 01/65-02/70 11/69-12/73	Trim Level: Cylinder head nut reinforced version: Required quantity: 24
 <p>Camshaft chain lid gasket, left</p>	1611250272 <i>For reference:</i> 93010519103	Porsche 911 Porsche 914/6 Porsche 964 Turbo	2.0-3.3 2.0 3.3	08/67-07/89 11/69-12/73 08/90-09/93	Fitting Position: Left
 <p>Camshaft chain lid gasket, right</p>	1611250282 <i>For reference:</i> 93010519204	Porsche 911 Porsche 914/6 Porsche 964 Turbo	2.0-3.3 2.0 3.3	08/67-07/89 11/69-12/73 08/90-09/93	Fitting Position: Right
 <p>Picture coming soon</p> <p>Camshaft chain sprocket. 2 pieces needed per car</p>	1611250400 <i>For reference:</i> 90110554602 90110554603 90110554604	Porsche 911 Porsche 964 Porsche 993 C2/C4	2.0-3.3 3.3-3.6 3.6-3.8	10/64-07/89 12/88-06/94 10/93-09/97	Engine Timing: Timing Chain
 <p>Valve cover, lower</p>	1611350100 <i>For reference:</i> 93010511600 93010511605	Porsche 911 Porsche 911 Turbo Porsche 911 Turbo (right) Porsche 914/6 Porsche 964 Turbo (right)	2.0-3.2 3.0 3.3 3.3 2.0 3.3	08/67-07/89 01/75-12/77 09/77-07/89 11/69-12/73 08/90-09/93	






Description	Item no.	Application	Engine	Year	Criteria / Information
 <p>Rocker arm shaft seal, 24 pieces needed per engine. Prevents leaks from the rocker shafts</p>	1611550100 <i>For reference:</i> 91109910352	Porsche 911 Porsche 914/6 Porsche 964	2.0-3.3 2.0 3.3-3.6	10/64-07/89 11/69-12/73 12/88-06/94	Trim Level: Seal for shaft
 <p>Cover for camshaft housing, upper</p>	1612000106 <i>For reference:</i> 90110511503 90110511511	Porsche 911 Porsche 914/6 Porsche 964 Turbo	2.0-3.3 2.0 3.3	08/67-07/89 11/69-12/73 08/90-09/93	Fitting Position: Upper
 <p>Breather hose for crankcase</p>	1612000300 <i>For reference:</i> 91111027602	Porsche 911 SC	3.0	09/75-07/83	
 <p>Spacer sleeve for tightener</p>	1612650100 <i>For reference:</i> 93010551300 93010551300	Porsche 911 Porsche 914/6	2.0-3.3 2.0	10/64-07/89 11/69-12/73	Trim Level: Spacer sleeve
 <p>Oil tank, complete, stainless steel, black</p>	1612900200 <i>For reference:</i> 592010 91110700630 93010700630 Dansk ORIGINAL	Porsche 911	2.7-3.0	08/73-07/77	Trim Level: Oil tank Material: Stainless Steel Colour: black




Description	Item no.	Application	Engine	Year	Criteria / Information
 <p>Oil tank, complete, stainless steel, black</p>	1612900300 <i>For reference:</i> 592012 91110700620 91110700622 91110700626 	Porsche 911	3.0-3.2	08/77-07/89	Trim Level: Oil tank Material: Stainless Steel Colour: black
 <p>Oil tank, complete, stainless steel, black</p>	1612900400 <i>For reference:</i> 592013 93010700603 93010700604 	Porsche 911 Turbo	3.3	09/77-07/89	Trim Level: Oil tank Material: Stainless Steel Colour: black
 <p>Gasket between oil tank, oil filter and inner rear wing</p>	1612950300 <i>For reference:</i> 91110719203	Porsche 911	2.7-3.3	08/73-07/89	Trim Level: For oil tank
 <p>Oil sump cover with drain plug without gasket. Made of CNC machined aluminium</p>	1612950600 <i>For reference:</i> EQ105100	Porsche 911	2.0-3.3	10/64-07/82	Trim Level: Cover Supplementary Article/ Supplementary Info: with oil drain plug Material: Aluminium
 <p>Oil dipstick, 295 mm</p>	1613200200 <i>For reference:</i> 93010773100	Porsche 911	2.7-3.3	08/73-07/82	Length [mm]: 295






Description	Item no.	Application	Engine	Year	Criteria / Information
 <p>Oil dipstick, 295 mm</p>	1613200300 <i>For reference:</i> 93010773101	Porsche 911	3.0-3.3	08/82-07/89	Length [mm]: 295
 <p>Oil cooler "snake type". Made of brass with black paint</p>	1613500300 <i>For reference:</i> 91120705001	Porsche 911 Porsche 911 Turbo	2.7-3.0 3.0	08/74-07/79 01/75-12/77	Trim Level: Snake type
 <p>Oil cooler, dual-pass, RS style</p>	1613500503 <i>For reference:</i> 91110705101	Porsche 911	2.0-3.3	10/64-07/89	Specification: Dual Pass Specification: RS-Style Core Length [mm]: 610 Core Width [mm]: 146 Core Depth [mm]: 57
 <p>Oil cooler, single-pass, RSR style</p>	1613500603 <i>For reference:</i> 91110705101	Porsche 911	2.0-3.3	10/64-07/89	Specification: RSR-Style Specification: Single Pass Core Length [mm]: 610 Core Width [mm]: 146 Core Depth [mm]: 57
 <p>Oil cooler, High Performance core</p>	1613500700 <i>For reference:</i> 93020705300 93020705302 93020705304	Porsche 911	3.0-3.2	08/79-07/89	Specification: High Performance






Description	Item no.	Application	Engine	Year	Criteria / Information
 <p>Oil cooler, High Performance core</p>	1613500703 <i>For reference:</i> 93020705300 93020705302 93020705304	Porsche 911 Porsche 911 (retrofit capable)	3.2-3.3 2.0-3.0	08/83-07/89 10/64-07/83	Specification: High-Performance
 <p>Oil cooler, chamfered, dual-pass, RSR style</p>	1613500803 <i>For reference:</i> 91110705101	Porsche 911	2.0-3.3	10/64-07/89	Specification: 45° Chamfered Specification: Dual Pass Specification: RSR-Style Core Length [mm]: 480 Core Width [mm]: 120 Core Depth [mm]: 57
 <p>Oil cooler, chamfered, single-pass, RSR style</p>	1613500903 <i>For reference:</i> 91110705101	Porsche 911	2.0-3.3	10/64-07/89	Specification: 45° Chamfered Specification: RSR-Style Specification: Single Pass Core Length [mm]: 480 Core Width [mm]: 120 Core Depth [mm]: 57
 <p>Oil cooler, High-Performance core. With modular multi-fit high-flow fittings</p>	1613501003 <i>For reference:</i> 91110704102	Porsche 911	2.0-3.3	10/64-07/89	Specification: High Performance Specification: High flow fittings
 <p>Oil Cooler</p>	1613501208 <i>For reference:</i> PM-O325-0 93020705002  	Porsche 911 Porsche 911 F (modifications needed)	2.7-3.3 2.0-2.7	08/73-07/89 10/64-07/73	

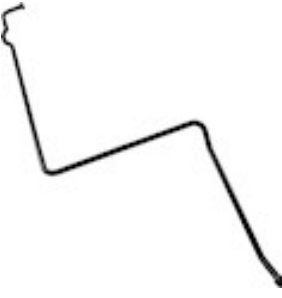




Description	Item no.	Application	Engine	Year	Criteria / Information
 <p>Oil cooler mounting damper</p>	1613550100 <i>For reference:</i> 93011019400 99970326300	Porsche 911 Porsche 911 Turbo Porsche 964 Turbo	3.0 3.3 3.3-3.6	08/79-07/83 08/79-07/89 08/90-09/93	Trim Level: Damper for mounting
 <p>Picture coming soon</p> <p>Air duct for oil cooler</p>	1613550200 <i>For reference:</i> 91110640600 91110640601	Porsche 911 Porsche 914/6	2.0-3.3 2.0	08/71-07/89 11/69-12/73	Specification: Air duct
 <p>Cap, oil filler for oil tank</p>	1613600100 <i>For reference:</i> 94410709100 94410709101 94410709104 94410719102	Porsche 911 Porsche 924 S Porsche 928 Porsche 944 Porsche 964 Porsche 968	3.0-3.3 2.5 4.7-5.4 2.5-3.0 3.3-3.6 3.0	08/77-07/89 09/85-07/88 08/84-11/95 01/85-07/91 12/88-05/94 06/91-11/95	Colour: yellow
 <p>Picture coming soon</p> <p>Cap for oil tank</p>	1613601000 <i>For reference:</i> 91110707200 91110707201 91110707202 91110707203 91110707204	Porsche 911 Porsche 959 Porsche 993	2.0-3.3 2.8 3.6-3.8	08/71-07/89 01/86-04/91 10/93-09/97	for OE number: 91110700611 for OE number: 91110700620 for OE number: 91110700630
 <p>Oil line for chain house, left</p>	1613700170 <i>For reference:</i> 90110734701 90110734702	Porsche 911 Porsche 912 Porsche 914/6	2.0-3.0 1.6 2.0	08/65-08/82 01/65-07/68 11/69-12/73	Fitting Position: Left Trim Level: For chain housing

Description	Item no.	Application	Engine	Year	Criteria / Information
 <p>Oil line for chain house, right</p>	1613700180 <i>For reference:</i> 91110734800 91110934802	Porsche 911 Porsche 912 Porsche 914/6	2.0-3.0 1.6 2.0	08/65-08/82 01/65-07/68 11/69-12/73	Fitting Position: Right Trim Level: For chain housing
 <p>Oil line, long, for oil cooler</p>	1613700200 <i>For reference:</i> 93020711100 93020711107	Porsche 911	3.0-3.3	08/79-07/89	Trim Level: For oil cooler Trim Level: Long
 <p>Ventilation hose, oil tank to engine</p>	1613700300 <i>For reference:</i> 90110739400	Porsche 911	2.0-3.0	08/67-07/83	Trim Level: Engine to oil tank Length [mm]: 645
 <p>Oil line, short, for oil cooler</p>	1613700400 <i>For reference:</i> 93020711300	Porsche 911	3.0-3.3	08/79-07/89	Trim Level: For oil cooler Trim Level: short
 <p>Oil line, engine to thermostat</p>	1613700501 <i>For reference:</i> 91110772910	Porsche 911	2.7	08/73-07/77	Specification: from regulator house Alternatively:







Description	Item no.	Application	Engine	Year	Criteria / Information
 <p>Oil line, engine to oil tank</p>	1613700601 <i>For reference:</i> 91110773910	Porsche 911	2.7-3.2	08/73-07/89	Specification: from oil tank/ cooler Alternatively:
 <p>Oil line, camshaft to chain tensioner, left</p>	1613700770 <i>For reference:</i> 93010734702 93010734715	Porsche 911	3.2-3.3	08/83-07/89	Fitting Position: Left Trim Level: To chain tensioner
 <p>Picture coming soon</p> <p>Oil line, camshaft to chain tensioner, right</p>	1613700780 <i>For reference:</i> 93010734809 93010734818	Porsche 911 Porsche 964 Turbo	3.2-3.3 3.3	08/83-07/89 08/90-09/93	Trim Level: To chain tightner Fitting Position: Right
 <p>Oil line, chain house, left</p>	1613700871 <i>For reference:</i> 93010734703	Porsche 911 Porsche 911 Turbo	3.2 3.3	08/83-07/89 08/83-07/89	Fitting Position: Left Trim Level: To chain house Alternatively:
 <p>Oil line, chain house, right</p>	1613700880 <i>For reference:</i> 93010734811	Porsche 911 Porsche 911 Turbo	3.2 3.3	08/83-07/89 08/83-07/89	Fitting Position: Right Trim Level: To chain house









Description	Item no.	Application	Engine	Year	Criteria / Information
 <p>Oil line, engine to regulator housing</p>	1613701000 <i>For reference:</i> 91110774310 91110774312	Porsche 911 Porsche 911 Turbo	3.0 3.0	03/74-07/83 01/75-07/77	Cooling Hose: from coolant regulator housing to oil cooler
 <p>Oil line, oil tank to regulator housing</p>	1613701100 <i>For reference:</i> 93010774312 93010774315	Porsche 911	3.2	08/83-07/89	Cooling Hose: from coolant regulator housing to oil cooler
 <p>Oil line, oil tank to regulator housing</p>	1613701200 <i>For reference:</i> 91110773011 91110773013	Porsche 911 incl. Turbo	2.7-3.3	08/73-07/89	Trim Level: Oiltank to tank- Trim Level: regulator housing
 <p>Oil return pipe, one part, original style</p>	1613701300 <i>For reference:</i> 90110735101	Porsche 911 Porsche 914/6 Porsche 964 Porsche 993	2.0-3.3 2.0 3.3-3.6 3.6-3.8	08/69-07/89 11/69-12/73 12/88-06/94 10/93-09/97	Specification: from crankcase
 <p>Oil return pipe in sections, for easy repair. Comes with o-rings</p>	1613701400 <i>For reference:</i> 93010704001 93010704001	Porsche 911 Porsche 914/6 Porsche 964 Porsche 993	3.2-3.3 2.0 3.3-3.6 3.6-3.8	08/87-07/89 11/69-12/73 12/88-06/94 10/93-09/97	Specification: Oil return



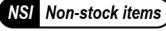


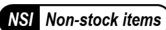





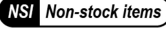


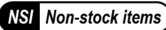
Description	Item no.	Application	Engine	Year	Criteria / Information
 <p>Oil hose, oil tank to engine</p>	1613701600 <i>For reference:</i> 93010739409 93010739410	Porsche 911	3.0	08/79-07/83	Trim Level: Engine to oil tank
 <p>Oil hose, oil tank to oil cooler</p>	1613701700 <i>For reference:</i> 91110723300	Porsche 911	2.4-3.2	08/72-07/89	Trim Level: Oil tank/Oil cooler
 <p>Oil line, oil tank to engine</p>	1613701800 <i>For reference:</i> 91110772800	Porsche 911	2.7	08/73-07/74	Trim Level: Oil tank-engine
 <p>Oil line, oil tank to engine</p>	1613701900 <i>For reference:</i> 91110774210	Porsche 911	2.7-3.0	08/74-07/77	Trim Level: Oil tank-engine
 <p>Oil line, intake, thermostat to front oil cooler. Made of brass with black paint</p>	1613702100 <i>For reference:</i> 93020704501 93020704503	Porsche 911	2.7-3.3	08/73-07/89	Forward- /Backflow: for foreflow Trim Level: Along floor pan Material: Brass Surface: Painted











Description	Item no.	Application	Engine	Year	Criteria / Information
 <p>Oil line, return, thermostat to front oil cooler. Made of brass with black paint</p>	<p>1613702200 <i>For reference:</i> 93020704601 93020704603</p>	<p>Porsche 911</p>	<p>2.7-3.3</p>	<p>08/73-07/89</p>	<p>Forward- /Backflow: for backflow Trim Level: Along floor pan Material: Brass Surface: Painted</p>
 <p>Oil line, oil tank to engine</p>	<p>1613703500 <i>For reference:</i> 93010774111</p>	<p>Porsche 911 Porsche 911 Turbo</p>	<p>2.7-3.2 3.0-3.3</p>	<p>08/73-07/83 01/75-07/89</p>	<p>Trim Level: Oil tank - engine</p>
 <p>Oil return pipe with seal, adjustable. Made of aluminium. 4 pieces needed per engine</p>	<p>1613703600 <i>For reference:</i> EQ109100 90110735101</p>	<p>Porsche 911 Porsche 914/6 Porsche 964 Porsche 993</p>	<p>2.0-3.3 2.0 3.3-3.6 3.6-3.8</p>	<p>10/64-07/89 11/69-12/73 12/88-06/94 10/93-09/97</p>	<p>Forward- /Backflow: Return Line</p>
 <p>Oil pipe, turbo to oil line, left</p>	<p>1613703770 <i>For reference:</i> 93010712401 93010712402 93010712403</p>	<p>Porsche 911 Turbo Porsche 964 Turbo</p>	<p>3.0-3.3 3.3</p>	<p>01/75-07/89 08/90-09/93</p>	<p>Trim Level: Turbo to oil line Fitting Position: Left</p>
 <p>Oil line, oil tank to regulator housing</p>	<p>1613703900 <i>For reference:</i> 93010774310 93010774316</p>	<p>Porsche 911 Turbo</p>	<p>3.3</p>	<p>09/77-07/89</p>	<p>Trim Level: Oil tank/reg. house</p>











Description	Item no.	Application	Engine	Year	Criteria / Information
 <p>Breather hose, air filter housing to oil tank</p>	1613704000 <i>For reference:</i> 93020738501	Porsche 911	3.2	08/83-07/89	Trim Level: Engine to oil tank
 <p>Rubber sleeve for oil line</p>	1613750200 <i>For reference:</i> 96420730200	Porsche 911 Porsche 964	2.2-3.3 3.3-3.6	08/69-07/89 12/88-06/94	Trim Level: Sleeve for oil line
 <p>Oil tank fitting with filter, upper</p>	1613750300 <i>For reference:</i> 90110772900	Porsche 911 Porsche 912 Porsche 914/6	2.0-3.3 1.6 2.0	10/64-07/83 08/67-07/70 11/69-12/73	Fitting Position: Upper
 <p>Oil drain plug, M20x1.5, magnetic</p>	1613800100 <i>For reference:</i> 94410719701	Porsche 911 Porsche 924S Porsche 928 Porsche 944 Porsche 959 Porsche 964 Porsche 993 Porsche 996 Turbo	3.0-3.3 2.5 4.5-5.4 2.5-3.0 2.8 3.3-3.6 3.6-3.8 3.6	08/77-07/89 08/85-07/88 09/77-07/88 06/81-07/91 01/86-04/91 12/88-06/94 10/93-09/97 06/00-08/05	Thread Size: M20x1.5
 <p>Oil drain plug, galvanized, magnetic, M22x1,5x13,5</p>	1613800400 <i>For reference:</i> 91110717603	Porsche 911 SC/Carrera Porsche 911 Turbo Porsche 914/6 Porsche 928 Porsche 959	2.0-3.2 3.0-3.3 2.0 4.5 2.8	10/64-07/89 01/75-07/89 11/69-12/73 09/77-07/78 01/86-07/88	Spanner Size: M22x1,5x13,5 Material: Steel Surface: Galvanized











Description	Item no.	Application	Engine	Year	Criteria / Information
 <p>Oil thermostat, 83°</p>	<p>1614000202 For reference: 93010715500 93010775500</p> <p>MAHLE</p>	<p>Porsche 911</p>	<p>2.7-3.3</p>	<p>08/73-07/89</p>	<p>Opening Temperature [°C]: 83</p>
 <p>Oil thermostat housing, external. With fittings for oil lines</p>	<p>1614000300 For reference: 91110701501 91110701502 91110701503 93010701700</p>	<p>Porsche 911</p>	<p>2.7-3.3</p>	<p>08/73-07/89</p>	
 <p>Complete carburettor set, 40 mm, choke 34, mains 135, air corrector 185. Includes carburettors, linkage and regulator. Performance set-up</p>	<p>1615100318 For reference:</p>  <p>NSI Non-stock items</p>	<p>Porsche 911</p>	<p>2.4-2.7</p>	<p>08/71-06/77</p>	<p>Specification: PMO 40 mm Version: Performance set-up Quantity Unit: Set</p>
 <p>Complete carburettor set, 40 mm, choke 36, mains 145, air corrector 190. Includes carburettors, linkage and regulator. Street set-up</p>	<p>1615100418 For reference:</p>  <p>NSI Non-stock items</p>	<p>Porsche 911</p>	<p>2.7-3.0</p>	<p>08/73-10/83</p>	<p>Specification: PMO 40 mm Version: Street set-up Quantity Unit: Set</p>

Description	Item no.	Application	Engine	Year	Criteria / Information
 <p>Complete carburettor set, 46 mm, choke 36, mains 145, air corrector 185. Includes carburettors, linkage and regulator. Performance set-up</p>	<p>1615100518 For reference:</p>  <p>NSI Non-stock items</p>	Porsche 911	2.7-3.0	08/73-10/83	Specification: PMO 46 mm Version: Performance set-up Quantity Unit: Set
 <p>Complete carburettor set, 46 mm, choke 38, mains 155, air corrector 180. Includes carburettors, linkage and regulator. Street set-up</p>	<p>1615100618 For reference:</p>  <p>NSI Non-stock items</p>	Porsche 911	3.2	08/83-07/89	Specification: PMO 46 mm Version: Street set-up Quantity Unit: Set
 <p>Complete carburettor set, 46 mm, choke 40, mains 165, air corrector 180. Includes carburettors, linkage and regulator. Performance set-up</p>	<p>1615100718 For reference:</p>  <p>NSI Non-stock items</p>	Porsche 911	3.2	08/83-07/89	Specification: PMO 46 mm Version: Performance set-up Quantity Unit: Set
 <p>Venturi set, 40x30 mm, 6 pieces</p>	<p>1615150918 For reference: PM-O180-1</p>  <p>NSI Non-stock items</p>	Porsche 911 Porsche 964 Porsche 993	2.0-3.2 3.6 3.6-3.8	10/64-07/89 12/88-06/94 10/93-09/97	Valve type: Pressure Control Valve Operating Mode: Mechanical Specification: 40x30 mm Quantity Unit: Set Quantity: 6

Description	Item no.	Application	Engine	Year	Criteria / Information
 <p>Venturi set, 40x32 mm, 6 pieces</p>	1615151018 For reference: PM-O180-2  	Porsche 911 Porsche 964 Porsche 993	2.0-3.2 3.6 3.6-3.8	10/64-07/89 12/88-06/94 10/93-09/97	Valve type: Pressure Control Valve Operating Mode: Mechanical Specification: 40x32 mm Quantity Unit: Set Quantity: 6
 <p>Venturi set, 40x34 mm, 6 pieces</p>	1615151118 For reference:  	Porsche 911 Porsche 964 Porsche 993	2.0-3.2 3.6 3.6-3.8	10/64-07/89 12/88-06/94 10/93-09/97	Valve type: Pressure Control Valve Operating Mode: Mechanical Specification: 40x34 mm Quantity Unit: Set Quantity: 6
 <p>Venturi set, 40x36 mm, 6 pieces</p>	1615151218 For reference:  	Porsche 911 Porsche 964 Porsche 993	2.0-3.2 3.6 3.6-3.8	10/64-07/89 12/88-06/94 10/93-09/97	Valve type: Pressure Control Valve Operating Mode: Mechanical Specification: 40x36 mm Quantity Unit: Set Quantity: 6
 <p>Venturi set, 40x38 mm, 6 pieces</p>	1615151318 For reference:  	Porsche 911 Porsche 964 Porsche 993	2.0-3.2 3.6 3.6-3.8	10/64-07/89 12/88-06/94 10/93-09/97	Valve type: Pressure Control Valve Operating Mode: Mechanical Specification: 40x38 mm Quantity Unit: Set Quantity: 6
 <p>Venturi set, 46x36 mm, 6 pieces</p>	1615151418 For reference:  	Porsche 911 Porsche 964 Porsche 993	2.0-3.2 3.6 3.6-3.8	10/64-07/89 12/88-06/94 10/93-09/97	Valve type: Pressure Control Valve Operating Mode: Mechanical Specification: 46x36 mm Quantity Unit: Set Quantity: 6

Description	Item no.	Application	Engine	Year	Criteria / Information
 <p>Venturi set, 46x38 mm, 6 pieces</p>	1615151518 For reference:  NSI Non-stock items	Porsche 911 Porsche 964 Porsche 993	2.0-3.2 3.6 3.6-3.8	10/64-07/89 12/88-06/94 10/93-09/97	Valve type: Pressure Control Valve Operating Mode: Mechanical Specification: 46x38 mm Quantity Unit: Set Quantity: 6
 <p>Venturi set, 46x40 mm, 6 pieces</p>	1615151618 For reference:  NSI Non-stock items	Porsche 911 Porsche 964 Porsche 993	2.0-3.2 3.6 3.6-3.8	10/64-07/89 12/88-06/94 10/93-09/97	Valve type: Pressure Control Valve Operating Mode: Mechanical Specification: 46x40 mm Quantity Unit: Set Quantity: 6
 <p>Venturi set, 46x42 mm, 6 pieces</p>	1615151718 For reference:  NSI Non-stock items	Porsche 911 Porsche 964 Porsche 993	2.0-3.2 3.6 3.6-3.8	10/64-07/89 12/88-06/94 10/93-09/97	Valve type: Pressure Control Valve Operating Mode: Mechanical Specification: 46x42 mm Quantity Unit: Set Quantity: 6
 <p>Venturi set, 50x37 mm, 6 pieces</p>	1615151818 For reference:  NSI Non-stock items	Porsche 911 Porsche 964 Porsche 993	2.0-3.2 3.6 3.6-3.8	10/64-07/89 12/88-06/94 10/93-09/97	Valve type: Pressure Control Valve Operating Mode: Mechanical Specification: 50x37 mm Quantity Unit: Set Quantity: 6
 <p>Venturi set, 50x39 mm, 6 pieces</p>	1615151918 For reference:  NSI Non-stock items	Porsche 911 Porsche 964 Porsche 993	2.0-3.2 3.6 3.6-3.8	10/64-07/89 12/88-06/94 10/93-09/97	Valve type: Pressure Control Valve Operating Mode: Mechanical Specification: 50x39 mm Quantity Unit: Set Quantity: 6

Description	Item no.	Application	Engine	Year	Criteria / Information
 <p>Venturi set, 50x41 mm, 6 pieces</p>	1615152018 For reference:  NSI Non-stock items	Porsche 911 Porsche 964 Porsche 993	2.0-3.2 3.6 3.6-3.8	10/64-07/89 12/88-06/94 10/93-09/97	Valve type: Pressure Control Valve Operating Mode: Mechanical Specification: 50x41 mm Quantity Unit: Set Quantity: 6
 <p>Venturi set, 50x43 mm, 6 pieces</p>	1615152118 For reference:  NSI Non-stock items	Porsche 911 Porsche 964 Porsche 993	2.0-3.2 3.6 3.6-3.8	10/64-07/89 12/88-06/94 10/93-09/97	Valve type: Pressure Control Valve Operating Mode: Mechanical Specification: 50x43 mm Quantity Unit: Set Quantity: 6
 <p>Venturi set, 50x45 mm, 6 pieces</p>	1615152218 For reference:  NSI Non-stock items	Porsche 911 Porsche 964 Porsche 993	2.0-3.2 3.6 3.6-3.8	10/64-07/89 12/88-06/94 10/93-09/97	Valve type: Pressure Control Valve Operating Mode: Mechanical Specification: 50x45 mm Quantity Unit: Set Quantity: 6
 <p>Venturi set, 50x47 mm, 6 pieces</p>	1615152318 For reference:  NSI Non-stock items	Porsche 911 Porsche 964 Porsche 993	2.0-3.2 3.6 3.6-3.8	10/64-07/89 12/88-06/94 10/93-09/97	Valve type: Pressure Control Valve Operating Mode: Mechanical Specification: 50x47 mm Quantity Unit: Set Quantity: 6
 <p>Repair kit for carburettor. For PMO 40 mm</p>	1615152418 For reference:  NSI Non-stock items	Porsche 911	2.0-3.0	10/64-10/83	Specification: PMO 40 mm

Description	Item no.	Application	Engine	Year	Criteria / Information
 <p>Repair kit for carburettor. For PMO 46 mm</p>	<p>1615152518 For reference:</p>  <p>NSI Non-stock items</p>	Porsche 911	2.7-3.2	08/73-07/89	Specification: PMO 46 mm
 <p>carburettor tune-up kit, 40 mm carburettor</p>	<p>1615152718 For reference:</p>  <p>NSI Non-stock items</p>	Porsche 911	2.0-3.0	10/64-10/83	Version: Tune-up kit Specification: PMO 40 mm
 <p>carburettor tune-up kit, 46 mm carburettor</p>	<p>1615152818 For reference:</p>  <p>NSI Non-stock items</p>	Porsche 911	2.7-3.2	08/73-07/89	Version: Tune-up kit Specification: PMO 46 mm
 <p>Accelerator linkage kit for PMO carburettor</p>	<p>1615153018 For reference:</p>  <p>NSI Non-stock items</p>	Porsche 911 Porsche 964 Porsche 993	2.0-3.2 3.6 3.6-3.8	10/64-07/89 12/88-06/94 10/93-09/97	Specification: Linkage kit Specification: PMO carburetor
 <p>Accelerator linkage kit for Weber carburettor</p>	<p>1615153118 For reference:</p>  <p>NSI Non-stock items</p>	Porsche 911 Porsche 964 Porsche 993	2.0-3.2 3.6 3.6-3.8	10/64-07/89 12/88-06/94 10/93-09/97	Specification: Linkage kit Specification: Weber carburetor








Description	Item no.	Application	Engine	Year	Criteria / Information
 <p>Velocity stack</p>	1615153208 <i>For reference:</i>  NSI Non-stock items	Porsche 911 Porsche 964 Porsche 993	2.0-3.2 3.6 3.6-3.8	10/64-07/89 12/88-06/94 10/93-09/97	Trim Level: Velocity stack Vehicle Equipment: for vehicles without air conditioning
 <p>Velocity stack, short. For vehicles with A/C. 6 pieces needed per car</p>	1615153308 <i>For reference:</i>  NSI Non-stock items	Porsche 911 Porsche 964 Porsche 993	2.0-3.2 3.6 3.6-3.8	10/64-07/89 12/88-06/94 10/93-09/97	Trim Level: Velocity stack Version: Short Vehicle Equipment: for vehicles with air conditioning
 <p>Diaphragm for accelerator pump, outer</p>	1615153408 <i>For reference:</i>  NSI Non-stock items	Porsche 911 Porsche 964 Porsche 993	2.0-3.2 3.6 3.6-3.8	10/64-07/89 12/88-06/94 10/93-09/97	Fitting Position: outer
 <p>Gasket set for carburettor base, 40 mm, 6 pieces</p>	1615153518 <i>For reference:</i>  NSI Non-stock items	Porsche 911	2.0-3.0	10/64-10/83	Quantity Unit: Set Quantity: 6 Specification: 40 mm
 <p>Gasket set for carburettor base, 46 mm, 6 pieces</p>	1615153618 <i>For reference:</i>  NSI Non-stock items	Porsche 911	2.7-3.2	08/73-07/89	Quantity Unit: Set Quantity: 6 Specification: 46 mm











Description	Item no.	Application	Engine	Year	Criteria / Information
 <p>Float gauge</p>	1615153808 <i>For reference:</i> 	Porsche 911 Porsche 964 Porsche 993	2.0-3.2 3.6 3.6-3.8	10/64-07/89 12/88-06/94 10/93-09/97	Trim Level: Float gauge
 <p>Fuel pump, electrical</p>	1615200100 <i>For reference:</i> 92860810401 92860810402 92860810403 94460810200 94460810201 94460810203 94460810204 94460810205 94460810206	Porsche 911 Carrera Porsche 924 S Porsche 928 Porsche 928 Porsche 944 Porsche 968	3.2 2.5 4.7 5.0 2.5 3.0	08/83-07/89 09/85-07/88 08/83-07/86 08/86-07/91 06/81-07/88 08/91-11/95	Operating Mode: Electric Pressure [bar]: 4
 <p>Fuel pump, electrical</p>	1615200300 <i>For reference:</i> 171906091A 431906091 431906091A 431906091B 431906091C 431906091D 477906091B 810906091C 893906091 893906091E	Porsche 911 Porsche 911 Turbo Porsche 924 Porsche 928 Porsche 964 Turbo	3.0 3.3 2.0-2.5 4.5-5.4 3.3-3.6	08/79-07/89 09/77-07/89 08/80-08/89 08/79-11/95 08/90-09/93	Operating Mode: Electric Operating Pressure [bar]: 5 Flow rate [l/h]: 150
 <p>Rubber mount for fuel pump with 6 mm thread holes</p>	1615250200 <i>For reference:</i> 91160820600	Porsche 911	2.7-3.3	08/73-07/89	Bore Diameter [mm]: 6
 <p>Air intake elbow</p>	1615300200 <i>For reference:</i> 93011035805	Porsche 911 SC	3.0	07/77-10/83	











Description	Item no.	Application	Engine	Year	Criteria / Information
 <p>Air intake elbow</p>	1615300300 <i>For reference:</i> 93011035803	Porsche 911 Porsche 911 Carrera	2.7 3.0	08/73-06/77 03/74-06/77	
 <p>Air intake elbow at air flow meter</p>	1615300400 <i>For reference:</i> 93011035600 93011035601 93011035602	Porsche 911	3.2	08/83-07/89	
 <p>Air intake elbow, lower</p>	1615300600 <i>For reference:</i> 93011013700 93011013701 93011013702	Porsche 911 Turbo	3.0-3.3	01/75-07/89	Fitting Position: Lower
 <p>Rubber seal for injector</p>	1115500703 <i>For reference:</i> 034133557E 034133557E 034133557E 034133557E 063133557 063133557 063133557 063133557 99970142340	Porsche 911 Porsche 911 SC VW Golf/Jetta GLI/GTI VW Golf/Jetta GTI	2.7 3.0 1.6-1.8 1.8	08/73-06/77 03/74-10/83 08/76-12/83 08/83-10/91	Thickness [mm]: 5,2 Inner Diameter [mm]: 6
 <p>Sealing ring for injection system, copper</p>	1615550100 <i>For reference:</i> 90012303320	Porsche 911 Porsche 964	2.7-3.3 3.3-3.6	08/73-07/89 12/88-06/94	Material: Copper








Description	Item no.	Application	Engine	Year	Criteria / Information
 <p>Fuel tank, 85 L</p>	1615600200 <i>For reference:</i> 591100-8 93020101002 93020101004 93020101005 	Porsche 911	2.7-3.3	08/73-07/89	Fuel Tank Capacity [l]: 85
 <p>Fuel tank, 100 L</p>	1615600500 <i>For reference:</i> 591000-9 90120101030 	Porsche 911 (74-89 modifications needed)	2.0-3.3	10/64-07/89	Fuel Tank Capacity [l]: 100
 <p>Protective flap for fuel filler neck, OE quality</p>	1615650200 <i>For reference:</i> 90120127720 91120127901	Porsche 911 Porsche 912	2.0-3.3 1.6	10/64-07/89 01/65-02/70	Trim Level: Protection flap
 <p>Protective flap for fuel filler neck, rubber</p>	1615650206 <i>For reference:</i> 90120127720 91120127901	Porsche 911 Porsche 912	2.0-3.3 1.6	10/64-07/89 01/65-02/70	Trim Level: Protection flap Material: Rubber
 <p>Seal between fuel tank and body, foam, 2500 mm</p>	1615650300 <i>For reference:</i> 111201621C 111201621C 113201621 113201621 90150493220	Porsche 911 VW Baja VW Buggy VW Karmann Ghia VW Type 1 not 1302/03	2.0-3.3 1.2-1.6 1.2-1.6 1.2-1.6 1.2-1.6	10/64-07/89 08/68-12/86 08/63-07/71 08/60-07/74 08/60-12/86	Trim Level: Tank/body seal only

Description	Item no.	Application	Engine	Year	Criteria / Information
 <p>Fuel pick-up banjo elbow</p>	1615651810 <i>For reference:</i> 90135604900	Porsche 911 Carrera Porsche 911 E/S	2.7 2.2-2.4	08/73-07/74 08/68-07/73	Supplementary Article/ Supplementary Info: for lines with banjo connections Supplementary Article/Info 2: with bolts Supplementary Article/Info 2: with washers Fuel Mixture Formation: Carburettor
 <p>Screw plug for fuel tank, gearbox, oil tank and crankcase, M22x1.5, with seal (90012301130)</p>	1615652100 <i>For reference:</i> 90021900130 N10037102	Porsche 911 Fuel tank Porsche 911 Gearbox Porsche 928 Gearbox Porsche 964 Gearbox Porsche 993 Gearbox Porsche Cayenne (9PA) Crankcase	2.0-2.7 3.2-3.3 4.5-5.4 3.3-3.6 3.6-3.8 3.2-4.5	08/65-07/73 08/86-07/89 09/77-11/95 12/88-06/94 10/93-09/97 09/02-08/05	Thread Size: M22X1.5 Supplementary Article/ Supplementary Info: with gasket/seal contains article number: 90012301130
 <p>Washer for screw plug (JP No. 1615652100)</p>	1615652300 <i>For reference:</i> 90012301130	Porsche 911 Fuel tank Porsche 911 Gearbox Porsche 928 Gearbox Porsche 964 Gearbox Porsche 993 Gearbox Porsche Cayenne (9PA) Crankcase	2.0-2.7 3.2-3.3 4.5-5.4 3.3-3.6 3.6-3.8 3.2-4.5	08/65-07/73 08/86-07/89 09/77-11/95 12/88-06/94 10/93-09/97 09/02-08/05	for article number: 1615652100
 <p>Picture coming soon</p> <p>Protective flap for fuel filler neck, rubber</p>	1615653000 <i>For reference:</i> 96420127900	Porsche 911 Porsche 964 Porsche 993	3.2-3.3 3.3-3.6 3.6-3.8	08/88-07/89 12/88-06/94 10/93-09/97	Material: Rubber
 <p>Intake hose for air filter, for mechanical injection</p>	1616000800 <i>For reference:</i> 91110827200	Porsche 911	2.0-3.0 (mech. inj.)	08/71-06/77	Injection System: K- Jetronic Fitting Position: Air Filter Housing








Description	Item no.	Application	Engine	Year	Criteria / Information
 <p>Air intake sleeve, rubber, 79,5x6x37 mm. From throttle body to air valve housing</p>	1616001000 <i>For reference:</i> 93011015200	Porsche 911 Turbo	3.0	01/75-12/77	Fitting Position: Throttle Housing Diameter [mm]: 79,5 Height [mm]: 37 Thickness [mm]: 6
 <p>Hose, 1 m, Ø inner 9 mm, Ø outer 15 mm</p>	8116001006 <i>For reference:</i> 311201153A N0203591 N0203592 N0203761 N10221801 Jopex	Porsche 356 /A/B/C Porsche 911 Porsche 912 Porsche 924 Porsche 964 VW 181 VW Baja VW Buggy VW Karmann Ghia VW Transporter T1 VW Transporter T2 VW Transporter T3 VW Type 1 VW Type 3 VW Type 4	1.1-1.6 2.0-3.3 1.6 2.0-2.5 3.3-3.6 1.5-1.6 1.2-1.6 1.2-1.6 1.2-1.6 1.6-2.0 1.6-2.1 (incl. D) 1.2-1.6 1.5-1.6 1.7-1.8	01/50-12/65 10/64-07/89 01/65-02/70 11/75-08/89 12/88-06/94 09/69-02/79 08/68-12/86 08/63-07/71 08/55-07/74 01/50-07/67 08/67-07/79 05/79-07/92 12/47-12/86 04/61-07/92 07/68-03/75	Outer Diameter [mm]: 15 Length [m]: 10 Diameter [mm]: 9
 <p>Carburetor/MFI intake manifold set, 40x37 mm, tall</p>	1616001318 <i>For reference:</i>  NSI Non-stock items	Porsche 911	2.2-2.7	09/69-07/77	Version: Tall Specification: Carb/MFI, 40x37 mm Quantity Unit: Kit
 <p>Fuel hose, 10 m, Ø inner 3.5 mm, Ø outer 10.0 mm</p>	1116001400 <i>For reference:</i> N20353-1 N..20353-1 N0203531 N0203535 N0203535 N0203535 N020353-5 N020353-5 N203531 N20353-1 N20353-1 Jopex	Porsche 911 Porsche 912 Porsche 914 Porsche 924 Porsche 944 Porsche 964 Porsche 993 Porsche 996 Porsche 997 Porsche Boxster (986) Porsche Boxster (987) Porsche Cayman VW 181 VW Baja VW Buggy VW Karmann Ghia VW Transporter T1 VW Transporter T2 VW Transporter T3 VW Type 1 VW Type 3 VW Type 4	2.0-3.3 1.6 1.7-2.0 2.0-2.5 2.5-3.0 3.3-3.6 3.6-3.8 3.4-3.6 3.6-4.0 2.5-3.2 2.7-3.4 2.7-3.4 1.5-1.6 1.2-1.6 1.2-1.6 1.2-1.6 1.2-1.5 1.6-2.0 1.6-2.1 (incl. D) 1.2-1.6 1.5-1.6 1.7-1.8	10/64-07/89 01/65-02/70 01/69-02/76 11/75-08/89 06/81-07/91 12/88-06/94 10/93-09/97 09/97-08/05 07/04-12/12 09/96-12/04 11/04-12/11 11/05-06/13 09/69-02/79 08/68-12/86 08/63-07/71 08/55-07/74 01/50-07/67 08/67-07/79 05/79-07/92 12/47-12/86 04/61-07/73 07/68-03/75	Diameter [mm]: 3,5 Length [m]: 10 Outer Diameter [mm]: 10 Suited for fuel type: Super (E10)
 <p>Carburetor/MFI intake manifold set, 46x39 mm, tall</p>	1616001418 <i>For reference:</i>  NSI Non-stock items	Porsche 911	2.7-3.0	08/73-10/83	Version: Tall Specification: Carb/MFI, 46x39 mm Quantity Unit: Kit






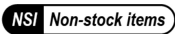


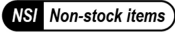


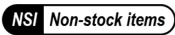
Description	Item no.	Application	Engine	Year	Criteria / Information
 <p>Carburetor/MFI intake manifold set, 46x42 mm, tall</p>	<p>1616001518 For reference:</p>  <p>NSI Non-stock items</p>	Porsche 911	2.7-3.0	08/73-10/83	Version: Ported Race Version: Tall Specification: Carb/MFI, 46x42 mm Quantity Unit: Kit
 <p>CIS intake manifold set, 40x36 mm, standard height</p>	<p>1616001618 For reference:</p>  <p>NSI Non-stock items</p>	Porsche 911	2.7-3.0	08/73-10/83	Version: Standard height Specification: CIS, 40x36 mm Quantity Unit: Kit
 <p>CIS intake manifold set, 40x37 mm, tall</p>	<p>1616001718 For reference:</p>  <p>NSI Non-stock items</p>	Porsche 911	2.7-3.0	08/73-10/83	Version: Tall Specification: CIS, 40x37 mm Quantity Unit: Kit
 <p>CIS intake manifold set, 46x35 mm, standard height</p>	<p>1616001818 For reference:</p>  <p>NSI Non-stock items</p>	Porsche 911	3.0	03/74-10/83	Version: Small Port Version: Standard height Specification: CIS, 46x35 mm Quantity Unit: Kit
 <p>CIS intake manifold set, 46x38 mm, standard height</p>	<p>1616001918 For reference:</p>  <p>NSI Non-stock items</p>	Porsche 911	3.0	03/74-10/83	Version: Large Port Version: Standard height Specification: CIS, 46x38 mm Quantity Unit: Kit

Description	Item no.	Application	Engine	Year	Criteria / Information
 <p>CIS intake manifold set, 46x40 mm, standard height</p>	1616002018 <i>For reference:</i>  NSI Non-stock items	Porsche 911	3.0	03/74-10/83	Version: Ported Heads Version: Standard height Specification: CIS, 46x40 mm Quantity Unit: Kit
 <p>CIS intake manifold set, 46x39 mm, tall</p>	1616002118 <i>For reference:</i>  NSI Non-stock items	Porsche 911	3.0	03/74-10/83	Version: Large Port Version: Tall Specification: CIS, 46x39 mm Quantity Unit: Kit
 <p>CIS intake manifold set, 46x42 mm, tall</p>	1616002218 <i>For reference:</i>  NSI Non-stock items	Porsche 911	3.0	03/74-10/83	Version: Ported Heads Version: Tall Specification: CIS, 46x42 mm Quantity Unit: Kit
 <p>CIS intake manifold set, 50x42 mm, tall</p>	1616002318 <i>For reference:</i>  NSI Non-stock items	Porsche 911	3.0	03/74-10/83	Version: Race Ported Heads Version: Tall Specification: CIS, 50x42 mm Quantity Unit: Kit
 <p>Motronic intake manifold set, 46x41 mm, standard height</p>	1616002418 <i>For reference:</i>  NSI Non-stock items	Porsche 911	3.2	08/83-07/89	Version: Standard height Specification: Motronic, 46x41 mm Quantity Unit: Kit







Description	Item no.	Application	Engine	Year	Criteria / Information
 <p>Fuel pressure regulator with barbed fittings</p>	1616002808 <i>For reference:</i>  NSI Non-stock items	Porsche 911 Porsche 964 Porsche 993	2.0-3.2 3.6 3.6-3.8	10/64-07/89 12/88-06/94 10/93-09/97	Specification: With barbed fittings
 <p>Fuel pressure regulator with AN-6 fittings</p>	1616002908 <i>For reference:</i> PM-O404-0  NSI Non-stock items	Porsche 911 Porsche 964 Porsche 993	2.0-3.2 3.6 3.6-3.8	10/64-07/89 12/88-06/94 10/93-09/97	Specification: With AN-6 fittings
 <p>Fuel line, center tunnel</p>	1616003100 <i>For reference:</i> 90110853100 90110853101	Porsche 911 Porsche 912	2.0-3.3 1.6	10/64-07/89 01/65-02/70	Fitting Position: Centre
 <p>Oil pipe for turbo charger</p>	1617600100 <i>For reference:</i> 93010712501 93010712502 93010712503 93010712505 93010712506 93010712507 93010712508	Porsche 911 Turbo	3.0-3.3	01/75-07/89	
 <p>Engine mount bracket, black</p>	1617900400 <i>For reference:</i> 93037501100 93037501101	Porsche 911 (not cabrio)	2.0-3.3	10/64-07/89	Fitting Position: Rear Colour: black






Description	Item no.	Application	Engine	Year	Criteria / Information
 <p>Picture coming soon</p> <p>Engine console</p>	1617900500 <i>For reference:</i> 91111501403	Porsche 911 not Turbo	2.0-3.0	08/68-07/83	Fitting Position: Rear
 <p>Picture coming soon</p> <p>Engine console</p>	1617900600 <i>For reference:</i> 93011501400	Porsche 911 Turbo	3.3	09/77-07/83	Fitting Position: Rear
 <p>Engine mount support washer, stainless steel</p>	1617950100 <i>For reference:</i> 90130531100	Porsche 911 Porsche 964 RS Porsche 993 RS	2.0-3.3 3.6 3.8	10/64-07/89 06/91-09/93 06/95-09/97	Trim Level: Support washer Material: Stainless Steel
 <p>V-Belt</p>	1318001400 <i>For reference:</i> 0019979492 0029973692 0029975492 0059971392 0079974992 1161683 117209C601 117209C604 13H2659 13H848	Porsche 911 Porsche 928 Porsche 928 GT Porsche 928 S (200/212 kW) Porsche 928 S (235 kW)	2.7-3.2 4.7 5.0 5.0 5.0	08/73-12/83 08/82-07/86 01/89-07/91 09/84-07/86 08/86-07/91	Length [mm]: 1100 Width [mm]: 13
 <p>V-Belt</p>	1318001500 <i>For reference:</i> 0019970392 0019977692 0029978792 0039972692 0039975792 0039975992 0039977492 0039978692 0129979392 11750Y4015	Porsche 911 Porsche 964 Turbo	3.0-3.3 3.3	07/77-11/90 08/90-09/93	Length [mm]: 1200 Width [mm]: 13







Description	Item no.	Application	Engine	Year	Criteria / Information
 V-Belt	1218001800 For reference: 0049973992 059119137 059119137 059119137 059119137A 059119137A 059119137A 076145107 076145107 076145107	Mercedes 123 (W123) Porsche 911	3.0TD 2.7-3.0	09/77-11/85 09/73-12/77	Length [mm]: 1025 Width [mm]: 10
 V-belt, 10x950 mm	1118002200 For reference: 0211794513 0211794516 0211795013 026903137C 040903137A 041903137A 049903137 0499031372 049903137A 049903137B Jopex 	Mercedes Cabriolet (W111) Mercedes Coupe (W111) Mercedes SL Coupe (C107) Porsche 911 Porsche 924 Porsche 944 Porsche 968 VW Golf Cabrio VW Golf Cabrio VW Golf Cabrio VW Golf Cabrio VW Golf/Jetta VW Golf/Jetta VW Ilitis VW Scirocco	3.5 3.5 3.5 2.7-3.0 2.5 2.5 2.7 3.0 3.0 1.5 1.6 (EM/EG) 1.6 (RE/EW/HN) 1.8 (PB/KT/EV/DX/EX/JH/2H) 1.5-1.8 1.6-1.8 1.7 1.5-1.6	01/69-12/71 01/69-12/71 01/72-02/76 08/72-06/80 10/81-07/88 06/81-07/91 06/91-11/95 01/79-08/81 08/79-08/81 08/83-04/92 08/83-04/93 02/74-02/84 07/85-07/92 03/79-12/88 02/74-07/80	Length [mm]: 950 Width [mm]: 10
 V-Belt	1118005200 For reference: 0029976892 0029979092 0039970592 0039970692 0039976992 0049978492 0049979992 025260849B 025260849B 255272916	Mercedes 123 (W123) Porsche 911	2.0-3.0 (incl. D) 3.2	01/76-12/85 01/84-08/89	Length [mm]: 1150 Width [mm]: 13
 V-Belt	1118006300 For reference: 0019973092 0029973592 0029975592 0029975892 0039973592 028903137 028903137C 028903137E 035145271G 943097509	Mercedes 123 (W123) Mercedes S (W108/109) Mercedes S (W116) Porsche 911 VW Transporter T4	2.8-3.0 (incl. D) 2.8 2.8 2.7-3.2 1.9D	02/76-11/85 03/71-08/72 08/72-07/80 09/73-08/89 07/90-07/92	Length [mm]: 975 Width [mm]: 10
 V-belt, 13x1125 mm	1118006600 For reference: 0019975592 0019976892 0019978692 0029974692 0029976692 0029978592 055260849 074903137AH 074903137AN J9933211120 Jopex 	Porsche 911 Porsche 928 VW Golf VW Scirocco VW Transporter T4 without PTO	3.3 Turbo 4.7-5.0 1.5-1.6 1.5-1.6 2.4D	09/77-06/87 09/77-07/91 04/74-02/84 02/74-07/80 08/92-12/94	Width [mm]: 13 Length [mm]: 1125


Description	Item no.	Application	Engine	Year	Criteria / Information
 V-belt, 10x713 mm	1118007500 For reference: 068903137AM 068903137AM 068903137AP 068903137AP 151209EVA 1631113 19201350 21083701720 222022 3701720 	Porsche 911 Porsche 914/6	2.0-3.3 2.0	08/68-11/90 11/69-12/73	Length [mm]: 713 Width [mm]: 10
 Pulley for alternator	1618300100 For reference: 91110620803	Porsche 911	2.7-3.3	08/75-07/89	
 Pulley for crankshaft, Ø116 mm, titanium	1618300208 For reference: PM-O331-0 91110201750  	Porsche 911 Porsche 912 Porsche 914	2.0-2.7 1.6 1.7-2.0	10/64-08/75 01/65-02/70 01/69-02/76	Diameter [mm]: 116 Material: Titanium
 Pulley for crankshaft, Ø131 mm, titanium	1618300308 For reference: PM-O332-0 91110201704  	Porsche 911 S/Carrera	2.7-3.0	08/75-06/77	Diameter [mm]: 131 Material: Titanium
 Pulley for crankshaft, Ø134 mm, titanium	1618300408 For reference: PM-O330-0 93010202804 93010202808 93010202809  	Porsche 911	3.0	07/77-07/83	Diameter [mm]: 134 Material: Titanium











Description	Item no.	Application	Engine	Year	Criteria / Information
 <p>Cover for oil strainer, early design</p>	1618550100 <i>For reference:</i> 90110138600	Porsche 911 Porsche 912	2.0-3.3 1.6	10/64-07/83 01/65-02/70	Version: Early design
 <p>Cover for oil strainer, with hole and plug</p>	1618550300 <i>For reference:</i> 93010190200	Porsche 911 Porsche 912	2.0-3.3 1.6	10/64-07/83 01/65-02/70	Thread Size: M22x1.5 Thread Type: with tapered thread Tightening Torque [Nm]: 25
 <p>Gasket for oil strainer</p>	1618550706 <i>For reference:</i> 93010139101 93010139101	Porsche 911 Porsche 914/6	2.7-3.0 2.0	08/73-07/83 11/69-12/73	
 <p>Pop up valve for air filter</p>	1618650106 <i>For reference:</i> 91111090699	Porsche 911	2.7-3.3	08/73-07/83	Operating Mode: Mechanical Valve type: Overrun Air Valve
 <p>Rubber strap for air filter housing (2 pieces needed)</p>	1618650200 <i>For reference:</i> 91111036501 93011036500	Porsche 911	2.2-3.0	08/72-07/75	Length [mm]: 298 Material: Rubber Required quantity: 2

Description	Item no.	Application	Engine	Year	Criteria / Information
 <p>Gasket for air filter housing</p>	1618650400 For reference: 91111039400 91111039401 91111039402	Porsche 911 Porsche 911 SC Porsche 911 T	2.7 3.0 2.4	08/73-06/77 09/75-07/83 08/71-07/73	Injection System: K-Jetronic
 <p>Gasket for air filter</p>	1618650808 For reference:  NSI Non-stock items	Porsche 911 Porsche 964 Porsche 993	2.0-3.2 3.6 3.6-3.8	10/64-07/89 12/88-06/94 10/93-09/97	
 <p>Rubber strap for air filter housing (2 pieces needed)</p>	1618650900 For reference: 93011036500	Porsche 911 (not Turbo)	2.7-3.0	08/75-07/83	Length [mm]: 268 Material: Rubber Required quantity: 2
 <p>Engine gasket set</p>	1618900512 For reference: 93010090703 93010090203 93010090703	Porsche 911 SC	3.0	07/77-06/80	Supplementary Article/ Supplementary Info: with valve stem seals
 <p>Gasket set for crankcase</p>	1618900612 For reference: 93010090104 93010090104	Porsche 911/911C2/911C Porsche 964 C/C2 Porsche 993 C/C2	3.0-3.2 3.6 3.6-3.8	08/77-07/89 12/88-06/94 10/93-09/97	Supplementary Article/ Supplementary Info: with crankshaft seal





Description	Item no.	Application	Engine	Year	Criteria / Information
 <p>Engine gasket set</p>	<p>1618900712 <i>For reference:</i> 93010090704 93010090704</p>	<p>Porsche 911</p>	<p>3.2</p>	<p>08/83-07/89</p>	<p>Supplementary Article/ Supplementary Info: with valve stem seals</p>
 <p>Valve cover gasket, upper</p>	<p>1619200402 <i>For reference:</i> 93010519404 93010519400 93010519402 93010519404</p>	<p>Porsche 911 Porsche 914/6 Porsche 964 Turbo</p>	<p>2.0-3.3 2.0 3.3</p>	<p>10/64-07/89 11/69-12/73 08/90-09/93</p>	<p>Fitting Position: Upper</p>
 <p>Valve cover gasket, lower</p>	<p>1619201000 <i>For reference:</i> 90110519504 93010519501 93010519502 93010519505 93010519506 93010519507</p>	<p>Porsche 911 Porsche 914/6 Porsche 964 Turbo</p>	<p>2.0-3.3 2.0 3.3</p>	<p>10/64-07/89 11/69-12/73 08/90-09/93</p>	<p>Fitting Position: Lower</p>
 <p>Gasket for breather cover</p>	<p>1619600100 <i>For reference:</i> 93010779102</p>	<p>Porsche 911 Porsche 914/6 Porsche 964 Porsche 993</p>	<p>2.0-3.3 2.0 3.3-3.6 3.6-3.8</p>	<p>10/64-07/89 11/69-12/73 12/88-06/94 10/93-09/97</p>	
 <p>Gasket for camshaft</p>	<p>1619600202 <i>For reference:</i> 93010519704 93010519705</p>	<p>Porsche 911 Porsche 914/6 Porsche 964 Porsche 993</p>	<p>2.7-3.3 2.0 3.3-3.6 3.6-3.8</p>	<p>08/73-07/89 11/69-12/73 12/88-06/94 10/93-09/97</p>	

Description	Item no.	Application	Engine	Year	Criteria / Information
 <p>Gasket for chain housing, ELRING</p>	<p>1619600302 For reference: 93010519306 93010519300 93010519305 93010519306</p>	<p>Porsche 911 Porsche 964 Turbo</p>	<p>2.0-3.3 3.3</p>	<p>08/67-07/89 08/90-09/93</p>	
 <p>Gasket for oil breather</p>	<p>8119600502 For reference: 021115487 021115487</p>	<p>Porsche 911 Porsche 914/4 VW Transporter T2 VW Type 4</p>	<p>2.7 1.7-2.0 1.7-2.0 1.7-1.8</p>	<p>08/73-07/77 01/69-02/76 08/71-07/79 08/68-07/74</p>	<p>Trim Level: Seal, oil breather</p>
 <p>Gasket set for CIS standard height intake manifold, 36 mm, 12 pieces</p>	<p>1619600918 For reference: PM-O132-3</p>  <p>NSI Non-stock items</p>	<p>Porsche 911</p>	<p>2.7-3.0</p>	<p>08/73-10/83</p>	<p>Specification: CIS, 36 mm Quantity Unit: Set Quantity: 12</p>
 <p>Gasket set for MFI tall intake manifold, 40 mm, 12 pieces</p>	<p>1619601018 For reference: PM-O132-4</p>  <p>NSI Non-stock items</p>	<p>Porsche 911</p>	<p>2.7-3.0</p>	<p>08/73-10/83</p>	<p>Specification: MFI, 40 mm Version: Tall Quantity Unit: Set Quantity: 12</p>
 <p>Gasket set for MFI tall intake manifold, 38 mm, 12 pieces</p>	<p>1619601218 For reference: PM-O132-6</p>  <p>NSI Non-stock items</p>	<p>Porsche 911</p>	<p>2.2-2.7</p>	<p>09/69-07/77</p>	<p>Specification: MFI, 38 mm Version: Tall Quantity Unit: Set Quantity: 12</p>

Description	Item no.	Application	Engine	Year	Criteria / Information
 <p>Gasket set for CIS standard height manifold, 38 mm, 12 pieces</p>	<p>1619601318 For reference: PM-O132-7</p>  <p>NSI Non-stock items</p>	Porsche 911	3.0	03/74-10/83	Specification: CIS, 38 mm Quantity Unit: Set Quantity: 12
 <p>Gasket set for MFI tall intake manifold, 42 mm, 12 pieces</p>	<p>1619601418 For reference: PM-O132-8</p>  <p>NSI Non-stock items</p>	Porsche 911	2.7-3.0	08/73-10/83	Specification: MFI, 42 mm Quantity Unit: Set Quantity: 12
 <p>Gasket set for CIS tall manifold, 42 mm, 12 pieces</p>	<p>1619601518 For reference: PM-O132-9</p>  <p>NSI Non-stock items</p>	Porsche 911	3.0	03/74-10/83	Specification: CIS, 42 mm Version: Tall Quantity Unit: Set Quantity: 12
 <p>Insulator set for CIS intake manifold, 36 mm, 6 pieces</p>	<p>1619601818 For reference:</p>  <p>NSI Non-stock items</p>	Porsche 911	2.7-3.0	08/73-10/83	Specification: Insulator set Version: CIS, 36 mm Quantity Unit: Set Quantity: 6
 <p>Insulator set for CIS intake manifold, 38 mm, 6 pieces</p>	<p>1619601918 For reference:</p>  <p>NSI Non-stock items</p>	Porsche 911	3.0	03/74-10/83	Specification: Insulator set Version: CIS, 38 mm Quantity Unit: Set Quantity: 6





Description	Item no.	Application	Engine	Year	Criteria / Information
 <p>Insulator set for CIS intake manifold, 40 mm, 6 pieces</p>	<p>1619602018 For reference:</p>  <p>NSI Non-stock items</p>	Porsche 911	3.0	03/74-10/83	Specification: Insulator set Version: CIS, 40 mm Quantity Unit: Set Quantity: 6
 <p>Insulator set for CIS intake manifold, 42 mm, 6 pieces</p>	<p>1619602118 For reference:</p>  <p>NSI Non-stock items</p>	Porsche 911	3.0	03/74-10/83	Specification: Insulator set Version: CIS, 42 mm Quantity Unit: Set Quantity: 6
 <p>Insulator set for MFI intake manifold, 38 mm, 6 pieces</p>	<p>1619602418 For reference:</p>  <p>NSI Non-stock items</p>	Porsche 911	2.2-2.7	09/69-07/77	Specification: Insulator set Version: MI, 38 mm Quantity Unit: Set Quantity: 6
 <p>Insulator set for MFI intake manifold, 40 mm, 6 pieces</p>	<p>1619602518 For reference:</p>  <p>NSI Non-stock items</p>	Porsche 911	2.7-3.0	08/73-10/83	Specification: Insulator set Version: MFI, 40 mm Quantity Unit: Set Quantity: 6
 <p>Insulator set for MFI intake manifold, 42 mm, 6 pieces</p>	<p>1619602618 For reference:</p>  <p>NSI Non-stock items</p>	Porsche 911	2.7-3.0	08/73-10/83	Specification: Insulator set Version: MFI, 42 mm Quantity Unit: Set Quantity: 6

Description	Item no.	Application	Engine	Year	Criteria / Information
 <p>Insulator set for CIS intake manifold, 34 mm, 6 pieces</p>	<p>1619602718 For reference:</p>  <p>NSI Non-stock items</p>	Porsche 911	3.0	03/74-10/83	Specification: Insulator set Version: CIS, 34 mm Quantity Unit: Set Quantity: 6
 <p>Gasket for intake manifold</p>	<p>1619603102 For reference: 91111019201 93011019700 93011019701 93011019712</p>	Porsche 911	2.7-3.6	08/73-09/93	
 <p>Insulator set for Motronic intake manifold, 3.2 Liter, 6 pieces</p>	<p>1619603218 For reference: PM-O920-0</p> 	Porsche 911	3.2	08/83-07/89	Quantity Unit: Set Quantity: 6
 <p>Gasket between front silencer and intermediate pipe</p>	<p>1621100200 For reference: 91111118900 91111118903</p>	Porsche 911 Porsche 911 Turbo Porsche 911 Turbo	2.7-3.0 3.0 3.3	08/75-10/83 01/75-12/77 09/77-07/89	Exhaust System: for front muffler Fitting Position: Centre Shape: O Shape Material: Steel
 <p>Gasket between front silencer and intermediate pipe</p>	<p>1621100300 For reference: 93011119301 93011119301 93011119304 93011119305 93011119307</p>	Porsche 911 SC/Carrera/Turbo Porsche 964 Turbo	2.7-3.3 3.3-3.6	08/75-07/89 08/90-09/93	Exhaust System: for front muffler Fitting Position: Rear Shape: triangular Material: Steel

Description	Item no.	Application	Engine	Year	Criteria / Information
 <p>Gasket between heat exchanger exhaust rear</p>	1621100700 <i>For reference:</i> 99.021 90111119300	Porsche 911 Porsche 911 Porsche 911 (conversion)	2.0-2.7 2.7 3.2	08/66-07/73 08/73-07/75 08/83-07/89	Fitting Position: before rear muffler
 <p>Gasket between cylinder head and heat exchanger. 3 pieces required for each heat exchanger</p>	1621100800 <i>For reference:</i> 99.001 90111119500 93011119101 93011119109 93011119113	Porsche 911 Porsche 911 Porsche 911 Turbo	2.0-2.7 2.7-3.0 3.0-3.3	01/93-07/73 08/73-07/83 01/75-07/83	Fitting Position: Cylinder Head Exhaust System: for front muffler Required quantity: 3
 <p>Gasket for heat exchanger to cylinder head, Ø inner 42 mm. 3 pieces required for each heat exchanger</p>	1621100900 <i>For reference:</i> 93011119106 93011119111 93011119112	Porsche 911	3.2-3.3	08/83-07/89	Fitting Position: Cylinder Head Exhaust System: for front muffler Required quantity: 3
 <p>Gasket between heat exchanger no. 91.103 and intermediate tube no. 92.103, large</p>	1621101000 <i>For reference:</i> 99.004 93011119203 93011119204 93011119206	Porsche 911 Porsche 911 Turbo Porsche 964 Turbo Porsche 993 C2/C4	2.7-3.2 3.0-3.3 3.3-3.6 3.6-3.8	08/75-07/89 01/75-07/89 08/90-09/93 10/93-09/97	Exhaust System: for centre muffler Shape: oval for article number: 91.103/92.103
 <p>Gasket between heat exchanger and exhaust rear</p>	1621101200 <i>For reference:</i> 99.009 91111119101	Porsche 911 Carrera Porsche 911 SC/911 Carrera	3.2 2.7-3.0	08/83-07/89 08/75-07/83	Exhaust System: from centre muffler to rear muffler Shape: triangular

Description	Item no.	Application	Engine	Year	Criteria / Information
 <p>Gasket for turbo bypass pipe, stainless steel</p>	1621101300 <i>For reference:</i> 93012319201 93012319203 93012319205	Porsche 911 Turbo Porsche 964 Turbo	3.0-3.3 3.3-3.6	01/75-07/89 08/90-09/93	Charge Type: Turbo Exhaust System: from centre muffler Material: Stainless Steel
 <p>Gasket for wastegate</p>	1621101400 <i>For reference:</i> 93012319401 93012319403 93012319406	Porsche 911 Turbo Porsche 924 Turbo Porsche 964 Turbo	3.0-3.3 2.0 3.3-3.6	01/75-07/89 06/80-10/86 08/90-09/93	Surface: Galvanized
 <p>Bushing for throttle linkage</p>	1670150100 <i>For reference:</i> 90142322700	Porsche 911	2.0-3.3	10/64-07/89	Trim Level: Bushing
 <p>Bush for accelerator bell crank, nylon, left/right, 2 pieces needed per car</p>	1670150200 <i>For reference:</i> 91442321100	Porsche 356 B/C Porsche 911 Porsche 914/6	1.6 2.0-3.3 2.0	01/59-12/65 10/64-07/89 11/69-12/73	Trim Level: Bush, accel. bell Material: Nylon Required quantity: 2
 <p>Accelerator cable connector</p>	1670150300 <i>For reference:</i> 91142308102	Porsche 356 B/C Porsche 911 Porsche 912	1.6 2.0-3.3 1.6	08/60-12/65 10/64-07/89 01/65-02/70	Trim Level: Cable connector

Description	Item no.	Application	Engine	Year	Criteria / Information
 <p>Guide tube set in gearbox tunnel for handbrake cables, Ø14 mm, length 475 mm, 2 pieces</p>	1670350210 <i>For reference:</i> DAN50106102 DAN90150106102 DAN91150106102	Porsche 911 Porsche 912	2.0-3.3 1.6	10/64-07/89 01/65-02/70	Specification: For handbrake cables Quantity Unit: Set Quantity: 2
 <p>Reverse lever for throttle linkage</p>	1672150100 <i>For reference:</i> 91142301701	Porsche 911 (not Turbo)	2.4-3.2	08/71-07/85	Trim Level: Reverse lever
 <p>Reverse lever for throttle linkage</p>	1672150200 <i>For reference:</i> 93042301701	Porsche 911 Turbo	3.0-3.3	01/75-07/88	Trim Level: Reverse lever
 <p>Bearing sleeve/accelerator bell crank bushing</p>	1672150400 <i>For reference:</i> 90142325300	Porsche 911 Porsche 914 Porsche 959 Porsche 964 Porsche 993	2.0-3.3 1.7-2.0 2.8 3.3-3.6 3.6-3.8	10/64-07/89 01/69-02/76 01/86-04/91 12/88-06/94 10/93-09/97	Trim Level: Bearing sleeve
 <p>Support rod for throttle bell linkage</p>	1672150800 <i>For reference:</i> 91430130700 91430130701	Porsche 911 Porsche 914/6	2.0-3.3 2.0	10/64-07/89 11/69-12/73	Trim Level: Support rod

Description	Item no.	Application	Engine	Year	Criteria / Information
 <p>Engine hood suspension set for welding on (2 pcs.)</p>	1680250310 <i>For reference:</i> 591065-99 	Porsche 911	2.0-3.3	10/64-07/85	Fitting Position: engine sided Quantity Unit: Set Version: For welding on
 <p>Engine mount bracket set, 2 pieces</p>	1680650210 <i>For reference:</i> 591066-99 90150108320 90150108321 90150108321GRV 	Porsche 911	2.0-3.3	10/64-07/89	Fitting Position: both sides Quantity: 2
 <p>Engine bay sound damping mat, black foam. Minor modifications might be needed depending on year and model</p>	1681300100 <i>For reference:</i> 91155689101	Porsche 911	2.0-3.3	08/68-07/89	Fitting Position: Rear Material: Foam Colour: black
 <p>Engine bay sound damping mat, black, quality product, 13 mm foam, 2 mm deadening material</p>	1681300101 <i>For reference:</i> 91155689101	Porsche 911	2.0-3.3	08/68-07/89	Fitting Position: Rear Material: Foam Colour: black
 <p>Engine bay sound damping mat, Heavy Duty sisal material. Minor modifications might be needed depending on year and model</p>	1681300300 <i>For reference:</i> 91155689101	Porsche 911	2.0-3.3	08/68-07/89	Fitting Position: Rear Material: Sisal




Description	Item no.	Application	Engine	Year	Criteria / Information
 <p>Sound absorber kit for body work insulation. Cut for doors but universal usable. Dimension 50 x 26 cm.</p>	<p>8181300510 <i>For reference:</i> 113898730 113898730</p> <p>Jopex </p>	<p>Porsche 356 Porsche 911 Porsche 912 Porsche 914 Porsche 993 VW Baja VW Buggy VW Transporter T1 VW Transporter T2 VW Transporter T3 VW Type 1 VW Type 3 VW Type 4</p>	<p>1.1-1.6 2.0-3.3 1.6 1.7-2.0 3.6-3.8 1.2-1.6 1.2-1.6 1.2-1.5 1.6-2.0 1.6-2.1 (incl. D) 1.2-1.6 1.5-1.6 1.7-1.8</p>	<p>01/50-12/65 10/64-07/89 01/65-02/70 01/69-02/76 10/93-09/97 08/68-12/86 08/63-07/71 01/50-07/67 08/67-07/79 05/79-07/92 12/47-12/86 04/61-07/73 07/68-03/75</p>	<p>Trim Level: For doors and others Quantity: 2</p>
 <p>Hinge for bonnet, left</p>	<p>1687400370 <i>For reference:</i> 591010-1 90151103120 91151103100 96451103100 99351103100</p> <p>Dansk ORIGINAL </p>	<p>Porsche 911 Porsche 964 Porsche 993</p>	<p>2.0-3.3 3.3-3.6 3.6-3.8</p>	<p>10/64-07/89 12/88-06/94 10/93-09/97</p>	<p>Fitting Position: Left</p>
 <p>Hinge for bonnet, right</p>	<p>1687400380 <i>For reference:</i> 591010-2 90151103220 91151103200 96451103200 99351103200</p> <p>Dansk ORIGINAL </p>	<p>Porsche 911 Porsche 964 Porsche 993</p>	<p>2.0-3.3 3.3-3.6 3.6-3.8</p>	<p>10/64-07/89 12/88-06/94 10/93-09/97</p>	<p>Fitting Position: Right</p>
 <p>Hinge for engine lid, left</p>	<p>1687400470 <i>For reference:</i> 591064-1 90151203500 91151203500</p> <p>Dansk ORIGINAL </p>	<p>Porsche 911</p>	<p>2.0-3.3</p>	<p>10/64-07/89</p>	<p>Trim Level: For engine lid Fitting Position: Left</p>
 <p>Hinge for engine lid, right</p>	<p>1687400480 <i>For reference:</i> 591064-2 90151203600 91151203600</p> <p>Dansk ORIGINAL </p>	<p>Porsche 911</p>	<p>2.0-3.3</p>	<p>10/64-07/89</p>	<p>Trim Level: For engine lid Fitting Position: Right</p>





Description	Item no.	Application	Engine	Year	Criteria / Information
 <p>Engine lid hinge set, RSR style, 2 pieces. Made of stainless steel</p>	1687400710 <i>For reference:</i> 90151203620 90151203620GRV 90151203699 91151203500	Porsche 911	2.0-3.3	10/64-07/89	Specification: RSR style Quantity Unit: Set Quantity: 2
 <p>Bolt for engine lid hinges, 2 pieces required</p>	1687450300 <i>For reference:</i> 90151247120	Porsche 911 Porsche 912	2.0-3.3 1.6	10/64-07/89 01/65-02/70	Required quantity: 2
 <p>Alternator, 75 Amp</p>	1690100100 <i>For reference:</i> 91160312002	Porsche 911	2.7-3.0	08/74-07/81	Voltage [V]: 14 Alternator Charging Current [A]: 75 Generally overhauled: Regulated internally:
 <p>Tensioning cap for generator</p>	1690150100 <i>For reference:</i> 90160342800 90160342801	Porsche 911 Porsche 912 Porsche 914/6	2.0-3.3 1.6 2.0	10/64-07/89 01/65-02/70 11/69-12/73	Trim Level: Tensioning cap
 <p>Voltage regulator, 14 Volt. Fits 70 Amp generator</p>	1690200200 <i>For reference:</i> 91160391300 91160391301	Porsche 911 Porsche 928	3.0-3.3 4.5-4.7	08/81-07/89 08/81-07/84	

Description	Item no.	Application	Engine	Year	Criteria / Information
 <p>Voltage regulator, 14 Volt. Fits Marchal or Motorola generator</p>	1690200300 <i>For reference:</i> 90160320610 90160320611 91160390100	Porsche 911 Porsche 911	2.0-2.7 2.7	10/64-07/73 08/73-07/77	Manufacturer Restriction: MARCHAL Manufacturer Restriction: MOTOROLA
 <p>Starter, 1.5 kW, 12 V, new</p>	1690300203 <i>For reference:</i> 91660410100 91160410101 91660410100	Porsche 911 Porsche 959	2.4-3.3 2.8	08/71-07/89 01/86-07/88	Voltage [V]: 12 Rated Power [kW]: 1,5 Number of Teeth: 9
 <p>Protection cap for starter motor</p>	1690350100 <i>For reference:</i> 99965900650	Porsche 911 Porsche 912 Porsche 914 Porsche 924 Porsche 964 Porsche 968	2.0-3.3 1.6 1.7-2.0 2.0-2.5 3.3-3.6 3.0	10/64-07/89 01/65-02/70 01/69-02/76 11/75-08/89 12/88-06/94 06/91-11/95	Trim Level: Cap for starter Material: Rubber
 <p>Distributor cap</p>	1691200402 <i>For reference:</i> 93060290400 93060290401 93060290800	Porsche 911 SC Porsche 911 Turbo	3.0 3.3	08/77-07/83 08/77-07/89	
 <p>Distributor cap</p>	1691200403 <i>For reference:</i> 93060290400 93060290401 93060290800	Porsche 911 SC Porsche 911 Turbo	3.0 3.3	08/77-07/83 08/77-07/89	

Description	Item no.	Application	Engine	Year	Criteria / Information
 <p>Distributor cap</p>	1691200600 <i>For reference:</i> 91160293300	Porsche 911 Porsche 911	2.0 2.0-3.0	10/64-07/68 08/71-07/77	
 <p>Set ignition points. Fits Magneti Marelli distributor</p>	1691400112 <i>For reference:</i> 91160296000	Porsche 911 Porsche 911 Porsche 914/6	2.0-2.2 2.7 2.0	10/64-07/70 08/73-06/77 11/69-12/73	Manufacturer Restriction: Magneti Marelli
 <p>Set ignition points. Fits Bosch distributor</p>	1691400212 <i>For reference:</i> 91160293600	Porsche 911 Porsche 911 Porsche 911 Turbo	2.0-2.4 2.7 3.0	08/70-07/73 08/73-06/77 01/75-12/77	Manufacturer Restriction: Bosch
 <p>Ignition coil, 14 Volt, black</p>	1691600100 <i>For reference:</i> 94460211500	924S 928 928 944 964 968 Porsche 911	2.5 4.7 5.0 2.5-3.0 3.6 3.0 3.2	09/85-07/88 08/83-07/86 08/86-07/88 06/81-07/91 12/88-06/94 06/91-11/95 08/83-07/89	Rated Voltage [V]: 14 Colour: black
 <p>Ignition coil, Bosch style, Perma Tune, USA, new. Will replace Bosch and Marelli coil. HD quality</p>	1691600500 <i>For reference:</i> 90160250200 90160250203	Porsche 911 Porsche 911 Porsche 911 Turbo Porsche 911 Turbo Porsche 914/6	2.2-2.7 3.0 3.0 3.3 2.0	09/69-07/73 08/73-07/83 01/75-12/77 06/86-07/89 11/69-12/73	Colour: black Specification: Bosch style Version: Perma Tune USA New Part:

Description	Item no.	Application	Engine	Year	Criteria / Information
 <p>Ignition coil, 12 Volt, silver, Beru ZS565</p>	1691600502 <i>For reference:</i> 90160250200 90160250203	Porsche 911 Porsche 911 Porsche 911 Turbo Porsche 911 Turbo Porsche 914/6	2.2-2.7 3.0 3.0 3.3 2.0	09/69-07/73 08/73-07/83 01/75-12/77 06/86-07/89 11/69-12/73	Colour: silver Version: ZS565 New Part:
 <p>Spark plug, WR7DC+</p>	1691700702 <i>For reference:</i> 99917015690  BOSCH	Porsche 911 Porsche 924S Porsche 928 Porsche 944	3.2 2.5 4.5-5.4 2.5-3.0	08/83-07/89 09/85-07/88 09/77-11/95 06/81-07/91	Connector type: M4/SAE Electrode Gap [mm]: 0,8 Thread Size: M14x1,25 Thread Length [mm]: 19 Tightening Torque [Nm]: 28 Spark Plug: 1 - Earthed Electrode
 <p>Spark plug, W3CC</p>	1691700802 <i>For reference:</i> 99917016290	Porsche 911 Porsche 911 SC/Carrera	2.4 2.7-3.0	08/71-07/73 08/73-07/83	Connector type: M4/SAE Electrode Gap [mm]: 0,7 Thread Size: M14x1,25 Thread Length [mm]: 19 Spark Plug: 1 - Earthed Electrode
 <p>Spark Plug, BPR7ES</p>	1691701002 <i>For reference:</i> 99917017990	Porsche 911 Porsche 911 Porsche 911S Porsche 911T Porsche 911T Porsche 914/6 Porsche 924 Porsche 944S/2	2.0T 2.7 2.7 2.2T 2.4T 2.0 2.0 3.0	09/67-08/69 09/73-06/77 09//73-08/75 01/70-08/71 01/72-08/73 11/69-08/72 11/75-06/85 12/88-07/91	Spark Plug: 1 - Earthed Electrode
 <p>Ignition distributor wire, green</p>	1692000200 <i>For reference:</i> 93060290701	Porsche 911 Porsche 911 Turbo	3.0 3.3	07/77-07/83 09/77-07/89	Fitting Position: Distributor Colour: green





Description	Item no.	Application	Engine	Year	Criteria / Information
 <p>Retainer for ignition cable</p>	1692050100 <i>For reference:</i> 90160959100	Porsche 911 Porsche 914/6	2.0-3.3 2.0	10/64-07/89 11/69-12/73	
 <p>Switch unit for TCI, CDI 6 pins, Perma Tune, USA, new. Please read instruction manual prior to installation</p>	1692100100 <i>For reference:</i> 93060270200	Porsche 911 Porsche 911 Turbo	3.0-3.3 3.3	07/77-07/83 08/83-07/89	Number of pins: 6 Version: Perma Tune USA New Part:
 <p>Switch unit for TCI, CDI 3 pins, Perma Tune, USA, new. Please read instruction manual prior to installation</p>	1692100200 <i>For reference:</i> 91160270700	Porsche 911	2.0-3.0	10/64-07/77	Number of pins: 3 Version: Perma Tune USA New Part: Additionally required articles (article numbers): 1691600500
 <p>Sender, oil temperature</p>	1693400100 <i>For reference:</i> 90164163200	Porsche 911 Porsche 912	2.0-3.0 1.6	08/68-07/83 08/68-02/70	
 <p>Oil Pressure Switch</p>	1193500400 <i>For reference:</i> 919048001 0135420617 021919081C 021919081C 021919081C 021919081C 021919081C 028919081D 028919081H 056919081B 056919081C	Porsche 911 Porsche 914 Porsche 959 VW Golf Cabrio VW Golf/Jetta VW Scirocco VW Transporter T2 VW Transporter T3 VW Transporter T4	2.2-3.3 1.7-2.0 2.8 1.5-1.8 1.1-1.8 (incl. D) 1.1-1.8 1.6-2.0 1.6-2.1 (incl. D) 1.8-2.5 (incl. D)	08/69-07/89 01/69-02/76 01/86-04/91 01/79-04/93 02/74-02/84 02/74-07/92 08/67-07/79 05/79-07/92 09/90-06/03	Switch point from [bar]: 0,15 Switch point to [bar]: 0,35 Colour Coding: blue Number of connectors: 1 External Thread [mm]: M10x1

Description	Item no.	Application	Engine	Year	Criteria / Information
 <p>Oil pressure switch, 0.1-0.3 Bar</p>	1693500600 <i>For reference:</i> 91160623000	Porsche 911 Porsche 914 Porsche 959	2.2-3.3 1.7-2.0 2.8	08/69-07/89 01/69-02/76 01/86-04/91	Switch point from [bar]: 0,1 Switch point to [bar]: 0,3
 <p>Lambda sensor with 3 wires</p>	1693800100 <i>For reference:</i> 96560612601 92860612400 92860612801 93060612400 93060612401 95160613500 96560612600 96560612601	Porsche 911 Porsche 928 GT Porsche 928 GTS Porsche 928 S/S4 Porsche 928 S4 Porsche 944 Turbo Porsche 964 Carrera RS Porsche 964 Turbo Porsche 968	3.2 5.0 5.4 4.9 5.0 2.5 3.6 3.3 3.0	08/83-08/89 01/89-07/91 08/91-11/95 08/86-07/91 08/86-07/91 08/85-07/91 06/91-09/93 08/90-09/93 06/91-11/95	Number of pins: 3 Overall Length [mm]: 715 Lambda Sensor: Regulating Probe Fitting Position: before catalytic converter
 <p>Seal for indicator, front, left/right, Bosch</p>	1695451702 <i>For reference:</i> 91163196100  BOSCH	Porsche 911	2.7-3.3	08/73-07/89	Fitting Position: Front






EXTERIOR/RUBBER SEALS

Description	Item no.	Application	Engine	Year	Criteria / Information
 <p>Sticker, adjustment valve clearance</p>	1601500106 <i>For reference:</i> 90100650300	Porsche 911 Porsche 914 Porsche 964	2.0-3.3 1.7-2.0 3.6	10/64-07/89 01/69-02/76 12/88-07/90	Specification: Adj. valve clearance
 <p>Sticker, engine oil level</p>	1601500206 <i>For reference:</i> 91100650401	Porsche 911 Porsche 911	2.0-2.4 2.7-3.3	10/64-07/69 07/73-07/83	Specification: Engine oil level Temperature range from [°C]: 60 Temperature range to [°C]: 80
 <p>Sticker, engine oil level</p>	1601500306 <i>For reference:</i> 93000650400 93000650400	Porsche 911	3.0	08/77-07/80	Specification: Engine oil level Rated Temperature [°C]: 80
 <p>Sticker, engine oil level</p>	1601500406 <i>For reference:</i> 93000650402 93000650402	Porsche 911	3.0-3.3	08/80-07/89	Specification: Engine oil level Rated Temperature [°C]: 90
 <p>Sticker, firing order</p>	1601500506 <i>For reference:</i> 93000650900 93000650900	Porsche 911 Porsche 911 Turbo	3.0-3.3 3.3	08/79-07/83 08/87-07/89	Specification: Firing order Rotation Direction: Anticlockwise rotation

Description	Item no.	Application	Engine	Year	Criteria / Information
 <p>Sticker, firing order</p>	1601500606 <i>For reference:</i> 93000650901 93000650901	Porsche 911	3.2	08/83-07/89	Specification: Firing order Rotation Direction: Clockwise rotation
 <p>Sticker, tyre pressure</p>	1601500706 <i>For reference:</i> 90100650501	Porsche 911	2.7-3.3	08/73-07/83	Specification: Tyre pressure Pressure from [bar]: 20 Pressure to [bar]: 24
 <p>Sticker, firing order</p>	1601500806 <i>For reference:</i> 90100650200	Porsche 911 Porsche 914/6	2.0-3.0 2.0	10/64-07/83 11/69-12/73	Specification: Firing order
 <p>Sticker, tyre pressure</p>	1601500906 <i>For reference:</i> 93770112700	Porsche 911	3.0-3.3	08/83-08/89	Specification: Tyre pressure Pressure from [bar]: 20 Pressure to [bar]: 25
 <p>Sticker, Kunstharzlack</p>	1601501106 <i>For reference:</i> 90170111105	Porsche 911	2.0-3.0	10/64-07/80	Specification: Kunstharzlack

Description	Item no.	Application	Engine	Year	Criteria / Information
 <p>Sticker, ignition point</p>	1601501306 <i>For reference:</i> 91100650101	Porsche 911	2.7-3.0	07/76-07/77	Specification: Ignition point Trim Level: 900 rpm, 5 degrees Trim Level: 911, 2.7/3.0
 <p>Sticker, ignition point</p>	1601501406 <i>For reference:</i> 91100650100	Porsche 911	2.7	08/73-07/75	Specification: Ignition point Trim Level: 900 rpm, 5 degrees Trim Level: 911/911S, 2.7
 <p>Sticker, generator</p>	1601501806 <i>For reference:</i> 90100650800	Porsche 911 Porsche 912 Porsche 914	2.0-2.7 1.6 1.7-2.0	10/64-07/75 01/65-02/70 01/69-02/76	Specification: Generator
 <p>Sticker, "Water"</p>	8101502400 <i>For reference:</i> AC853976 Jopex	Mercedes /8 (W114) Mercedes /8 (W115) Mercedes 123 (W123) Mercedes 124 (W124) Mercedes 170 (W170) Mercedes 190 (W201) Mercedes 190SL (W121) Mercedes 300SL Gullwing (W198) Mercedes Heckflosse (W110) Mercedes Heckflosse (W111/112) Mercedes Pagoda (W113) Mercedes Ponton (W120/128/180) Mercedes Pullmann (W100) Mercedes S (W108/109) Mercedes S (W116) Mercedes SL (R107) Mercedes SLC (C107) Porsche 356 /A/B/C Porsche 911 Porsche 912 Porsche 914 Porsche 924 Porsche 928 Porsche 944 Porsche 964 Porsche 993 Porsche Boxster (986) Porsche Boxster (987) Porsche Cayenne (9PA) Porsche Cayman (987) VW 181 VW Golf/Jetta VW Golf/Jetta VW Karmann Ghia VW Transporter T1 VW Transporter T2 VW Transporter T3	2.3-2.8 2.0-3.0 (incl. D) 2.0-3.0 (incl. D) 2.0-4.2 (incl. D) 1.7-1.8 1.8-2.6 1.9 3.0 1.9-2.3 (incl. D) 2.2-3.5 2.3-2.8 1.8-2.2 (incl. D) 6.3 2.5-6.3 2.8-6.8 2.8-5.6 2.8-5.0 1.1-1.6 2.0-3.3 1.6 1.7-2.0 2.0-2.5 4.5-5.4 2.5-3.0 3.3-3.6 3.6-3.8 2.5-3.2 2.7-3.4 3.0-4.8 (incl. D) 2.7-3.4 1.5-1.6 1.0-1.8 (incl. D) 1.1-1.8 (incl. D) 1.2-1.6 1.2-1.5 1.6-2.0 1.6-2.1 (incl. D)	01/68-11/76 01/68-01/77 01/76-12/85 12/84-06/93 06/46-02/58 10/82-09/93 01/55-12/63 09/54-05/57 04/61-02/68 08/59-01/68 01/63-03/71 01/53-12/62 09/64-01/79 01/66-08/72 08/72-07/80 05/71-08/89 01/72-09/81 01/50-12/65 10/64-07/89 01/65-02/70 01/69-02/76 11/75-08/89 09/77-11/95 06/81-07/91 12/88-06/94 10/93-09/97 09/96-12/04 11/04-05/12 09/02-09/10 11/05-06/13 09/69-02/79 08/83-12/92 04/74-02/84 08/55-07/74 01/50-07/67 08/67-07/79 05/79-07/92	Specification: Wasser/ Water/Eau

EXTERIOR/RUBBER SEALS

Description	Item no.	Application	Engine	Year	Criteria / Information
	8101502400	VW Transporter T4 VW Type 3 VW Type 4	1.8-2.8 (incl. D) 1.5-1.6 1.7-1.8	09/90-06/03 04/61-07/73 07/68-03/75	
 Sticker, ignition point, 4000RPM	1601503000 <i>For reference:</i> 93000651001	Porsche 911	3.0	08/81-07/83	Specification: Ign. Timing 4000 RPM
 Picture coming soon Deluxe car cover with 4 way stretch, 200 gsm, M	8101900800 <i>For reference:</i> AC949800 Jopex 	Porsche 911 Porsche 964 Porsche 993 Porsche 996 Porsche 997 VW Baja VW Buggy VW Golf VW Golf VW Golf VW Type 1	2.7-3.3 3.3-3.6 3.6-3.8 3.4-3.6 3.6-4.0 1.6 1.6 1.0-1.8 (incl. D) 1.3-2.9 (incl. D) 1.4-3.2 (incl. D) 1.2-1.6	08/73-07/89 12/88-06/94 10/93-09/97 08/97-08/05 07/04-12/12 08/68-12/86 08/63-07/71 08/83-12/92 08/91-12/99 08/97-12/10 12/47-12/86	
 Towing eye lug	1602050100 <i>For reference:</i> 99672115100	Porsche 911 Porsche 924 Porsche 944 Porsche 993 Porsche 996 Porsche Boxster (986)	3.0-3.3 2.0-2.5 2.5-3.0 3.6-3.8 3.4-3.6 2.5-3.2	08/77-07/89 08/79-08/89 06/81-07/91 10/93-09/97 09/97-08/05 09/96-12/04	Material: Steel Surface: Galvanized Trim Level: Towing eye lug
 Picture coming soon Cover plate for engine, black	1611000200 <i>For reference:</i> 93010630100	Porsche 911 Porsche 964 Turbo	3.0-3.2 3.3	03/74-07/89 08/90-09/93	Specification: Cover plate Colour: black

Description	Item no.	Application	Engine	Year	Criteria / Information
 <p>Fuel tank, 85 L</p>	1615600200 <i>For reference:</i> 591100-8 93020101002 93020101004 93020101005 	Porsche 911	2.7-3.3	08/73-07/89	Fuel Tank Capacity [l]: 85
 <p>Fuel tank, 100 L</p>	1615600500 <i>For reference:</i> 591000-9 90120101030 	Porsche 911 (74-89 modifications needed)	2.0-3.3	10/64-07/89	Fuel Tank Capacity [l]: 100
 <p>Seal between fuel tank and body, foam, 2500 mm</p>	1615650300 <i>For reference:</i> 111201621C 111201621C 113201621 113201621 90150493220	Porsche 911 VW Baja VW Buggy VW Karmann Ghia VW Type 1 not 1302/03	2.0-3.3 1.2-1.6 1.2-1.6 1.2-1.6 1.2-1.6	10/64-07/89 08/68-12/86 08/63-07/71 08/60-07/74 08/60-12/86	Trim Level: Tank/body seal only
 <p>Hose for fuel filler neck, rubber, outer Ø60 mm, inner Ø51 mm, length 132 mm</p>	1615650400 <i>For reference:</i> 91120151500	Porsche 911 Porsche 912	2.0-3.3 1.6	10/64-07/89 01/65-02/70	Trim Level: For filler neck only
 <p>Fuel tank overflow hose for filler neck, Ø 20 mm, L = 600 mm</p>	1615650500 <i>For reference:</i> 96420115300	Porsche 911 Porsche 912 Porsche 964 Porsche 993	2.0-3.3 1.6 3.3-3.6 3.6-3.8	10/64-07/89 01/65-02/70 12/88-06/94 10/93-09/97	Trim Level: Overflow hose Diameter [mm]: 20 Length [mm]: 600

Description	Item no.	Application	Engine	Year	Criteria / Information
 <p>Cap, fuel tank</p>	<p>1115650600 <i>For reference:</i> 191201551 191201551A 443201129A 443201129H 443201129J 443201129S 443201129T 447201129 533201551F 6U0201553</p> <p>Jopex </p>	<p>Porsche 911 Porsche 964 Porsche 993 VW Golf/Jetta VW Transporter T4</p>	<p>3.0-3.3 3.3-3.6 3.6-3.8 1.0-1.8 (incl. D) 1.9-2.8 (incl. D)</p>	<p>08/79-07/89 12/88-06/94 10/93-09/97 08/83-12/92 05/99-06/03</p>	<p>Supplementary Article/Info 2: with breather valve Supplementary Article/Info 2: without support strap Lock System: with lock Lock System: with key</p>
 <p>Cap, fuel tank</p>	<p>1115650602 <i>For reference:</i> 191201551 191201551A 443201129A 443201129H 443201129J 443201129S 443201129T 447201129 533201551F 6U0201553</p>	<p>Porsche 911 Porsche 964 Porsche 993 VW Golf/Jetta VW Transporter T4</p>	<p>3.0-3.3 3.3-3.6 3.6-3.8 1.0-1.8 (incl. D) 1.9-2.8 (incl. D)</p>	<p>08/79-07/89 12/88-06/94 10/93-09/97 08/83-12/92 05/99-06/03</p>	<p>Supplementary Article/Info 2: with breather valve Supplementary Article/Info 2: without support strap Lock System: with lock Lock System: with key</p>
 <p>Fuel filler neck sleeve, rubber</p>	<p>1615650700 <i>For reference:</i> 90120159120 90120159121</p>	<p>Porsche 911 Porsche 912</p>	<p>2.0-3.3 1.6</p>	<p>10/64-07/89 01/65-02/70</p>	<p>Trim Level: Sleeve for neck Material: Rubber Suited for fuel type: Super (E10)</p>
 <p>Fuel tank and oil cap, without lock, metal</p>	<p>1615651200 <i>For reference:</i> 90120127100 90120127101</p>	<p>Porsche 911 Porsche 912 Porsche 914</p>	<p>2.0-3.0 1.6 1.7-2.0</p>	<p>10/64-07/77 01/65-02/70 01/69-02/76</p>	<p>Lockable: not lockable Material: Metal</p>
 <p>Spring ring for fuel filler sleeve</p>	<p>1615651300 <i>For reference:</i> 99915200400</p>	<p>Porsche 911</p>	<p>2.0-3.3</p>	<p>10/64-07/89</p>	<p>Specification: Spring ring</p>

EXTERIOR/RUBBER SEALS

Description	Item no.	Application	Engine	Year	Criteria / Information
 <p>Fuel overflow socket</p>	1615651400 <i>For reference:</i> 90120159300 91120159300	Porsche 911 Porsche 912	2.0-3.3 1.6	10/64-07/89 01/65-02/70	Specification: Fuel overflow socket
 <p>Washer for screw plug (JP No. 1615652100)</p>	1615652300 <i>For reference:</i> 90012301130	Porsche 911 Fuel tank Porsche 911 Gearbox Porsche 928 Gearbox Porsche 964 Gearbox Porsche 993 Gearbox Porsche Cayenne (9PA) Crankcase	2.0-2.7 3.2-3.3 4.5-5.4 3.3-3.6 3.6-3.8 3.2-4.5	08/65-07/73 08/86-07/89 09/77-11/95 12/88-06/94 10/93-09/97 09/02-08/05	for article number: 1615652100
 <p>Seal for fuel tank filter</p>	1615652400 <i>For reference:</i> 91120114300	Mercedes Pagoda (W113) Porsche 911	2.5 2.8 2.0-3.3	01/66-03/71 08/69-07/89	Fitting Position: in fuel tank
 <p>Ventilation hose for fuel tank, clear, Ø9 mm, length 1000 mm</p>	1615652900 <i>For reference:</i> 00004320520	Porsche 911 Porsche 912	2.0-2.7 1.6	10/64-01/76 01/65-02/70	Diameter [mm]: 9 Length [mm]: 1000
 <p>Fuel tank cap without lock. Made of plastic</p>	1615653200 <i>For reference:</i> 91120127201 91120127202 96420127200 99320127100	Porsche 911 Porsche 964 Porsche 993	3.0-3.3 3.3-3.6 3.6-3.8	08/77-07/89 12/88-06/94 10/93-09/97	Lock System: without lock Material: Plastic

EXTERIOR/RUBBER SEALS

Description	Item no.	Application	Engine	Year	Criteria / Information
 <p>Sender for fuel gauge, 62 & 85 L tank</p>	1615800200 <i>For reference:</i> 90174180100 91464180210	Porsche 911 Porsche 912 Porsche 914	2.0-3.3 1.6-2.0 1.7-2.0	10/64-07/89 01/65-02/70 01/69-02/76	Sensor Type: Tube Sensor Fuel Tank Capacity [l]: 62 Fuel Tank Capacity [l]: 85
 <p>Sender for fuel gauge, 100 L tank</p>	1615800500 <i>For reference:</i> 90174180101	Porsche 911	2.0-3.3	10/64-07/89	Fuel Tank Capacity [l]: 100
 <p>Gasket for fuel and oil level sender. Made of cork</p>	1615850100 <i>For reference:</i> 91420189100	Porsche 911 Porsche 912 Porsche 914	2.0-3.3 1.6 1.7-2.0	10/64-07/89 01/65-12/69 01/69-02/76	Material: Cork
 <p>Gasket for fuel tank sender. Made of gasoline resistant NBR rubber</p>	8115850100 <i>For reference:</i> 113919133 113919133 477919133 	Porsche 911 Porsche 914 Porsche 924 Porsche 944 VW 181 VW Baja VW Buggy VW Karmann Ghia VW Transporter T1 VW Transporter T2 VW Type 1 VW Type 3 VW Type 4	2.2-3.3 1.7-2.0 2.0-2.5 2.5 1.5-1.6 1.2-1.6 1.2-1.6 1.2-1.6 1.2-1.5 1.6-1.7 1.2-1.6 1.5-1.6 1.7-1.8	08/70-07/89 01/69-02/76 11/75-08/89 06/81-07/84 09/69-02/79 08/68-12/86 08/63-07/71 08/55-07/74 01/50-07/67 08/67-01/73 08/61-12/86 04/61-07/73 07/68-06/73	Fitting Position: in fuel tank Material: Nitrile Chemical Properties: Fuel-Resistant
 <p>Gasket for fuel tank sender</p>	8115850308 <i>For reference:</i> 98-2037-B 113919133 113919133 477919133 	Porsche 911 Porsche 914 Porsche 924 Porsche 944 VW 181 VW Baja VW Buggy VW Karmann Ghia VW Transporter T1 VW Transporter T2 VW Type 1 VW Type 3 VW Type 4	2.2-3.3 1.7-2.0 2.0-2.5 2.5 1.5-1.6 1.2-1.6 1.2-1.6 1.2-1.6 1.2-1.5 1.6-1.7 1.2-1.6 1.5-1.6 1.7-1.8	08/70-07/89 01/69-02/76 11/75-08/89 06/81-07/84 09/69-02/79 08/68-12/86 08/63-07/71 08/55-07/74 01/50-07/67 08/67-01/73 08/61-12/86 04/61-07/73 07/68-06/73	Fitting Position: in fuel tank







EXTERIOR/RUBBER SEALS






Description	Item no.	Application	Engine	Year	Criteria / Information
 <p>Fuel filter for fuel tank</p>	1618700500 <i>For reference:</i> 1074710135 1114700686 91120114100 A1074710135 A1114700686	Mercedes /8 (W114) Mercedes /8 (W115) Mercedes Coupe (W111) Mercedes Heckflosse (W110) Mercedes Heckflosse (W111/112) Mercedes Pagoda (W113) Mercedes S (W108/109) Mercedes SL (R107) Mercedes SLC (C107) Porsche 911	2.2-2.8 2.0-3.0 2.2-3.5 1.9-2.3 2.2-3.0 2.5 2.8 2.5-6.3 2.8-5.6 2.8-5.0 2.0-3.3	01/68-11/76 01/68-12/76 01/61-12/71 04/61-02/68 08/59-01/68 01/66-03/71 01/66-08/72 05/71-08/89 01/72-09/81 08/71-07/89	Fitting Position: in fuel tank Filter type: Spin-on Filter
 <p>Clamp for drain tube for fresh air box, galvanised steel</p>	1628001500 <i>For reference:</i> 99951214502	Porsche 911 not Turbo Porsche 912	2.0-3.2 1.6	08/68-07/86 08/67-02/70	Specification: For drain tube Material: Steel Surface: Galvanized
 <p>Handle for bonnet and engine lid cable</p>	1670750100 <i>For reference:</i> 90155281320	Porsche 911 (bonnet and engine lid) Porsche 914 (engine lid) Porsche 959 (engine lid) Porsche 964 (engine lid) Porsche 968 (engine lid)	2.0-3.3 1.7-2.0 2.8 3.3-3.6 3.0	10/64-07/89 01/69-02/76 01/86-04/91 12/88-06/94 06/91-11/95	
 <p>Wing beading, lower, front</p>	1680350100 <i>For reference:</i> 91150332500	Porsche 911	2.7-3.3	08/73-07/89	Fitting Position: Front Fitting Position: Lower
 <p>Wing beading, upper, front</p>	1680350200 <i>For reference:</i> 91150332600	Porsche 911	2.7-3.3	08/73-07/89	Fitting Position: Front Fitting Position: Upper

EXTERIOR/RUBBER SEALS

Description	Item no.	Application	Engine	Year	Criteria / Information
 <p>Wing beading, 4.3 mm</p>	1680450100 <i>For reference:</i> 90150339422	Porsche 911 Porsche 959	2.0-3.3 2.8	10/64-07/89 01/86-04/91	Thickness [mm]: 4,3
 <p>Intermediate layer, rear wing, left</p>	1680450270 <i>For reference:</i> 91150318501	Porsche 911 Carrera	2.7-3.2	08/73-07/89	Fitting Position: Left Rear
 <p>Intermediate layer, rear wing, right</p>	1680450280 <i>For reference:</i> 91150318601	Porsche 911 Carrera	2.7-3.2	08/73-07/89	Fitting Position: Right Rear
 <p>Wing beading, 6.5 mm</p>	1680450500 <i>For reference:</i> 91179950307	Porsche 911 Porsche 964	3.2-3.3 3.3-3.6	08/83-07/89 12/88-06/94	Thickness [mm]: 6,5
 <p>Windscreen frame. Fits 911 F model from 1964-73. Also fits 911 G model from 1974-1989 but with modifications of holes for washer jets</p>	1680502200 <i>For reference:</i> 591021-0 90150309021 91150309021 Dansk ORIGINAL 	Porsche 911 Coupe	2.0-3.3	10/64-07/89	

EXTERIOR/RUBBER SEALS






Description	Item no.	Application	Engine	Year	Criteria / Information
 <p>Repair piece for lower windscreen frame at air inlet</p>	1680503100 <i>For reference:</i> 591021-1 DAN90150309021 	Porsche 911 Coupe	2.0-3.3	10/64-07/89	Repair Panel: Repair Panel Section: Lower Section Trim Level: Air inlet repair
 <p>Repair piece for lower windscreen frame</p>	1680503200 <i>For reference:</i> 591021-5 DAN90150309021 DAN91150398701 	Porsche 911 Coupe	2.0-3.3	10/64-07/89	Repair Panel: Repair Panel Section: Lower Section
 <p>Door plug, 3 mm. 14 pieces needed per vehicle</p>	1680750200 <i>For reference:</i> 99970304050	Porsche 911 Porsche 912	2.0-3.3 1.6	10/64-07/89 01/65-02/70	Thickness [mm]: 3 Trim Level: Door plug Required quantity: 14
 <p>Door sill outer, left</p>	1681000370 <i>For reference:</i> 591075 91150340104 91150340105 91150340105GRV 	Porsche 911	2.4-3.3	08/73-07/89	Fitting Position: Left Section: Outer section Panel Type: Connecting Panel Panel Type: Side Panel Repair Panel: Repair Panel
 <p>Door sill outer, right</p>	1681000380 <i>For reference:</i> 591076 91150340204 91150340205 91150340205GRV 	Porsche 911	2.4-3.3	08/73-07/89	Fitting Position: Right Section: Outer section Panel Type: Connecting Panel Panel Type: Side Panel Repair Panel: Repair Panel

Description	Item no.	Application	Engine	Year	Criteria / Information
 <p>Moulding for trim cover, rubber</p>	<p>1681000406 <i>For reference:</i> 93055910300 93055910300 93055910301</p>	Porsche 911	2.7-3.3	08/73-07/89	Fitting Position: Left Fitting Position: Right Material: Rubber
 <p>Tank flap, left front wing</p>	<p>1681100200 <i>For reference:</i> 591001-2 91150403100</p> <p>Dansk ORIGINAL </p>	Porsche 911	2.0-3.3	08/68-07/89	Fitting Position: Left Front
 <p>RSR Fuel filler kit complete with fuel cap. This kit will allow fuel filling through the center of the bonnet while closed.</p>	<p>1681150410 <i>For reference:</i> 591010RSR-1</p>	Porsche 911	2.0-3.3	10/64-07/89	Fitting Position: Bonnet Quantity Unit: Set Version: RSR look
 <p>RSR fuel filler kit, for mounting in bonnet, without fuel cap</p>	<p>1681150510 <i>For reference:</i> 591010RSR-5</p>	Porsche 911	2.0-3.3	10/64-07/89	Fitting Position: Bonnet Supplementary Article/Info 2: without cap Quantity Unit: Set Version: RSR look
 <p>RSR fuel tank cap, BLAU quality</p>	<p>1681150600 <i>For reference:</i> 591010RSR-6</p>	Porsche 911	2.0-3.3	10/64-07/89	Fitting Position: Bonnet Version: RSR look

EXTERIOR/RUBBER SEALS

Description	Item no.	Application	Engine	Year	Criteria / Information
 <p>Picture coming soon</p> <p>RSR fuel filler kit complete with polished fuel cap. This kit will allow fuel filling through the center of the bonnet while closed</p>	1681150910 <i>For reference:</i> 591010RSR-2	Porsche 911	2.0-3.3	10/64-07/89	Fitting Position: Bonnet Quantity Unit: Set Version: RSR look Surface: Polished
 <p>RSR fuel filler kit complete with Singer Style fuel cap. This kit will allow fuel filling through the center of the bonnet while closed</p>	1681151010 <i>For reference:</i> 591010RSR-2	Porsche 911	2.0-3.3	10/64-07/89	Fitting Position: Bonnet Quantity Unit: Set Version: RSR look Version: Singer Style
 <p>Gas spring for bonnet, 370 Nm</p>	1681200100 <i>For reference:</i> 91151133100 91151133101 91151133102 91151133122	Porsche 911	2.0-3.3	08/66-07/89	Overall Length [mm]: 320 Stroke [mm]: 100 Extention Force [N]: 370
 <p>Gas spring for tailgate, 600 N</p>	1681200200 <i>For reference:</i> 91151233102 91151233121	Porsche 911	2.0-3.3	08/66-07/89	Overall Length [mm]: 255 Stroke [mm]: 86 Extention Force [N]: 600
 <p>Retaining pin for gas spring for bonnet and engine lid</p>	1681250100 <i>For reference:</i> 90008701102	Porsche 911	2.0-3.0	10/64-07/76	Trim Level: Retaining pin Fitting Position: Front and Rear






EXTERIOR/RUBBER SEALS

Description	Item no.	Application	Engine	Year	Criteria / Information
 <p>Seal for badge, bonnet</p>	1681650100 <i>For reference:</i> 90155921520	Porsche 911 Porsche 912 Porsche 993 Porsche 996	2.0-3.3 1.6 3.6-3.8 3.4-3.6	10/64-07/89 01/65-02/70 10/93-09/97 09/97-08/05	Trim Level: Seal for badge Fitting Position: Bonnet
 <p>Speed nut for bonnet emblem, 2 pieces required</p>	1681650200 <i>For reference:</i> 99959142303	Porsche 356 B/C Porsche 911 Porsche 914 Porsche 924 Porsche 928 Porsche 959 Porsche 964 Porsche 993 Porsche 996 Porsche 997 Porsche Boxster (986) Porsche Boxster (987) Porsche Cayenne (955) Porsche Cayman (987C)	1.6 2.0-3.3 1.7-2.0 2.0-2.5 4.5-5.4 2.8 3.3-3.6 3.6-3.8 3.4-3.6 3.6-3.8 2.5-3.2 2.7-3.4 3.0-4.8 (incl. D) 2.7-3.4	01/59-12/65 08/68-07/89 01/69-02/76 11/75-07/82 09/77-11/95 01/86-04/91 12/88-06/94 10/93-09/97 09/97-08/05 07/04-12/12 09/96-12/04 11/04-12/11 09/02-09/10 11/05-06/13	Trim Level: Speed nut Fitting Position: Bonnet
 <p>Stone guard film, 3M material, black, rear, left</p>	1682001770 <i>For reference:</i> 93055932100	Porsche 911 Turbo	3.0-3.3	01/75-07/89	Fitting Position: Left Rear Trim Level: Stone guard foil Colour: black
 <p>Stone guard film, 3M material, black, rear, right</p>	1682001780 <i>For reference:</i> 93055932200	Porsche 911 Turbo	3.0-3.3	01/75-07/89	Fitting Position: Right Rear Trim Level: Stone guard foil Colour: black
 <p>Repair piece for windscreen frame corner, left</p>	1684000170 <i>For reference:</i> 591017 DAN50308742 DAN90150308742 	Porsche 911	2.0-3.3	10/64-07/89	Fitting Position: Left Section: Lower Section Panel Type: Corner Panel Repair Panel: Repair Panel






EXTERIOR/RUBBER SEALS

Description	Item no.	Application	Engine	Year	Criteria / Information
 <p>Repair piece for windscreen frame corner, right</p>	1684000180 <i>For reference:</i> 591018 DAN50308842 DAN90150308842 	Porsche 911	2.0-3.3	10/64-07/89	Fitting Position: Right Section: Lower Section Panel Type: Corner Panel Repair Panel: Repair Panel
 <p>Rubber pad, left</p>	1684000270 <i>For reference:</i> 90155111520 91155111900 91155161900	Porsche 911 Porsche 964 Porsche 993	3.0-3.3 3.3-3.6 3.6-3.8	08/77-07/89 12/88-06/94 10/93-09/97	Fitting Position: Left Trim Level: For door step Material: Rubber
 <p>Rubber pad, right</p>	1684000280 <i>For reference:</i> 90155111620 91155112000 91155162000 91155162100	Porsche 911 Porsche 964 Porsche 993	3.0-3.3 3.3-3.6 3.6-3.8	08/77-07/89 12/88-06/94 10/93-09/97	Fitting Position: Right Trim Level: For door step Material: Rubber
 <p>Bumper to body seal, rear</p>	1684250406 <i>For reference:</i> 91150308505	Porsche 911	2.7-3.3	08/73-07/89	Trim Level: Sealing strip Fitting Position: Rear Fitting Position: Centre
 <p>Protective moulding for front bumper</p>	1684300500 <i>For reference:</i> 91150514703 91150514704 91150544700 91150544701 91150544702	Porsche 911	2.7-3.3	08/73-07/89	Fitting Position: Front

EXTERIOR/RUBBER SEALS

Description	Item no.	Application	Engine	Year	Criteria / Information
 <p>Protective moulding for front bumper, left</p>	1684300670 <i>For reference:</i> 91150530700	Porsche 911	2.7-3.3	08/73-07/89	Fitting Position: Left Front
 <p>Protective moulding for front bumper, right</p>	1684300680 <i>For reference:</i> 91150530800	Porsche 911	2.7-3.3	08/73-07/89	Fitting Position: Right Front
 <p>Bumper impact strip, rear, left</p>	1684400770 <i>For reference:</i> 91150509901 91150509904	Porsche 911 (not Turbo)	2.7-3.0	08/73-07/82	Fitting Position: Left Rear
 <p>Bumper impact strip, rear, right</p>	1684400780 <i>For reference:</i> 91150510001	Porsche 911 (not Turbo)	2.7-3.2	08/73-07/89	Fitting Position: Right Rear
 <p>T-bolt for ventilation grille, engine</p>	1684551100 <i>For reference:</i> 91155943000 91155943300	Porsche 911 Porsche 959	2.7-3.2 2.8	08/73-07/89 01/86-04/91	Trim Level: T-bolt Fitting Position: Rear






EXTERIOR/RUBBER SEALS

Description	Item no.	Application	Engine	Year	Criteria / Information
 <p>Picture coming soon</p> <p>Ventilation mesh, metal, black, OE style. Fits frame 91155940100</p>	1684551400 <i>For reference:</i> 90155941000 90155941020 91155941000 9115594100070K	Porsche 911 Porsche 912 Porsche 964 Porsche 993	2.0-3.3 1.6 3.3-3.6 3.6-3.8	10/64-07/89 01/65-02/70 12/88-06/94 10/93-09/97	Trim Level: Grille mesh Colour: black Fitting Position: Front
 <p>Ventilation grille frame, metal, black, OE style</p>	1684551500 <i>For reference:</i> 91155940100 91155940120	Porsche 911 Porsche 912 Porsche 964 Porsche 993	2.0-3.3 1.6 3.3-3.6 3.6-3.8	10/64-07/89 01/65-02/70 12/88-06/94 10/93-09/97	Trim Level: Grille frame Fitting Position: Front Material: Metal Colour: black
 <p>Ventilation grille for engine, black</p>	1684551600 <i>For reference:</i> 91155941100 91155941101	Porsche 911 Porsche 912E	2.7-3.3 2.0	08/73-07/89 09/75-12/76	Fitting Position: Rear Trim Level: At engine lid Supplementary Article/Info 2: with ventilation slots Colour: black
 <p>Screw with oval head, blank/chrome, 5x16</p>	1685000700 <i>For reference:</i> N10081801	Porsche 911 (for front bumper) Porsche 911 (for rear bumper) Porsche 911 (for tail light)	3.0-3.3 3.2-3.3 2.0-3.3	08/77-07/83 08/83-07/89 08/69-07/86	Bolt Head-/Nut Design: Flat-Oval Thread Size: 5x16 Surface: Chromed Colour: black
 <p>Door window with window lifter rail, clear, left. Without E-mark</p>	1685200170 <i>For reference:</i> 90154201127 90154204523 90154210125	Porsche 911	2.0-3.0	08/68-07/79	Fitting Position: Left Front Glass: Clear glass






EXTERIOR/RUBBER SEALS

Description	Item no.	Application	Engine	Year	Criteria / Information
 <p>Door window with window lifter rail, clear, right. Without E-mark</p>	1685200180 <i>For reference:</i> 90154201227 90154204623 90154210225	Porsche 911	2.0-3.0	08/68-07/79	Fitting Position: Right Front Glass: Clear glass
 <p>Rear quarter window set, with chrome frame, left</p>	1685300170 <i>For reference:</i> 90154301125	Porsche 911 Coupe	2.0-3.0	08/67-07/76	Fitting Position: Left Rear Supplementary Article/Info 2: with frame Frame Colour: chrome
 <p>Rear quarter window set, with chrome frame, right</p>	1685300180 <i>For reference:</i> 90154301225	Porsche 911 Coupe	2.0-3.0	08/67-07/76	Fitting Position: Right Rear Supplementary Article/Info 2: with frame Frame Colour: chrome
 <p>Seal for sunroof</p>	1685400100 <i>For reference:</i> 90156490505	Porsche 911, rear Porsche 912, rear Porsche 964, rear Porsche 993, rear	2.0-3.3 1.6 3.3-3.6 3.6-3.8	10/64-07/89 01/65-12/69 12/88-09/93 10/93-09/97	
 <p>Seal for bonnet, front</p>	1685500300 <i>For reference:</i> 91151192302	Porsche 911	2.7-3.2	08/73-07/89	Fitting Position: Bonnet

EXTERIOR/RUBBER SEALS

Description	Item no.	Application	Engine	Year	Criteria / Information
 <p>Rubber seal for engine lid</p>	1685500400 <i>For reference:</i> 91151212900	Porsche 911	2.7-3.3	08/73-07/86	Material: Rubber
 <p>Door seal, left/right</p>	1685700400 <i>For reference:</i> 91153109501 91153109502 91153109503	Porsche 911 (not Targa/Cabrio) Porsche 912 (not Targa) Porsche 964 (not Targa/Cabrio)	2.0-3.3 1.6 3.3-3.6	10/64-07/89 01/65-12/69 12/88-09/93	Fitting Position: both sides
 <p>Door seal, left/right</p>	1685700500 <i>For reference:</i> 91151309345 91153109343 91153109346 91153109540	Porsche 911 Targa/Cabrio Porsche 964 Targa/Cabrio	2.7-3.3 3.3-3.6	08/77-07/89 12/88-05/94	Fitting Position: both sides
 <p>Door window guide, left/right</p>	1685700600 <i>For reference:</i> 91154290500	Porsche 911 Coupe Porsche 911 Coupe/Targa Porsche 912 Coupe/Targa Porsche 959 Porsche 964 Coupe Porsche 993 Coupe	2.7-3.3 2.0-2.7 1.6 2.8 3.3-3.6 3.6-3.8	08/77-07/89 08/68-07/77 08/68-02/70 01/86-04/91 12/88-09/93 10/93-09/97	Fitting Position: both sides
 <p>Adhesive seal/vapor barrier for inner door panel, black, left</p>	1685750170 <i>For reference:</i> 90153108900 90153108901 91153188900	Porsche 964 Porsche 993	3.3-3.6 3.6-3.8	12/88-06/94 10/93-09/97	Fitting Position: Left Fastening Type: Self- adhesive Colour: black

EXTERIOR/RUBBER SEALS

Description	Item no.	Application	Engine	Year	Criteria / Information
 <p>Adhesive seal/vapor barrier for inner door panel, black, right</p>	1685750180 <i>For reference:</i> 90153109000 91153189000	Porsche 964 Porsche 993	3.3-3.6 3.6-3.8	12/88-06/94 10/93-09/97	Fitting Position: Right Fastening Type: Self-adhesive Colour: black
 <p>Engine compartment seal, rear</p>	1685800200 <i>For reference:</i> 91150411102	Porsche 911 Porsche 912 Porsche 914	2.0-3.2 1.6 1.7-2.0	10/64-07/89 01/65-02/70 01/69-02/76	Fitting Position: Rear
 <p>Engine compartment seal, front</p>	1685800300 <i>For reference:</i> 91150411502	Porsche 911 Turbo Porsche 964	3.0 3.3 3.3-3.6	01/75-07/89 08/89-06/94	Fitting Position: Front
 <p>Engine compartment seal, front, 1 meter</p>	1685800400 <i>For reference:</i> 91150411302 91150411500	Porsche 911	2.7-3.2	08/73-07/89	Fitting Position: Front Length [m]: 1
 <p>Rubber seal for Targa top, left</p>	1685800670 <i>For reference:</i> 91156525940	Porsche 911 Targa Porsche 912 Targa	2.0-3.3 1.6	11/64-07/89 03/65-02/70	Fitting Position: Left Version: Targa






EXTERIOR/RUBBER SEALS

Description	Item no.	Application	Engine	Year	Criteria / Information
 <p>Rubber seal for Targa top, right</p>	1685800680 <i>For reference:</i> 91156526040	Porsche 911 Targa Porsche 912 Targa	2.0-3.3 1.6	11/64-07/89 03/65-02/70	Fitting Position: Right Version: Targa
 <p>Rubber seal for smuggler's box</p>	1685800800 <i>For reference:</i> 90250449120 91150449102	Porsche 911	2.0-3.3	10/64-07/89	Trim Level: For smuggler's box Material: Rubber
 <p>Gasket for rear spoiler. Glue on type</p>	1685800900 <i>For reference:</i> 93051221500	Porsche 911 Turbo Porsche 964 Turbo	3.3 3.3-3.6	08/80-07/89 08/90-09/93	Fitting Position: Rear Trim Level: Gasket, spoiler Mounting Type: Glue on
 <p>Seal for Targa rollbar, rear</p>	1685801000 <i>For reference:</i> 90156593041	Porsche 911 Targa Porsche 964 Targa	2.0-3.3 3.6	07/66-07/89 12/88-09/93	Version: Targa Fitting Position: Rear
 <p>Plastic rivet for Targa seal</p>	1685850100 <i>For reference:</i> 99970318640	Porsche 911 Targa Porsche 912 Targa Porsche 964 Targa	2.0-3.3 1.6 3.6	08/67-07/89 08/67-02/70 12/88-09/93	Trim Level: Rivet, Targa seal Fitting Position: Rear Material: Plastic






EXTERIOR/RUBBER SEALS

Description	Item no.	Application	Engine	Year	Criteria / Information
 <p>Cap for Targa seal rivet</p>	1685850200 <i>For reference:</i> 99959138440	Porsche 911 Targa Porsche 912 Targa Porsche 964 Targa	2.0-3.3 1.6 3.6	08/67-07/89 08/67-02/70 12/88-09/93	Trim Level: Cap for rivet Fitting Position: Rear Material: Plastic
 <p>Seal for windscreen, with groove</p>	1685900400 <i>For reference:</i> 91154122503	Porsche 911 Porsche 912	2.0-3.3 1.6	10/64-07/89 01/65-02/70	Supplementary Article/Info 2: with grooves
 <p>Seal for windscreen, without groove</p>	1685900500 <i>For reference:</i> 96454122500 96454122500	Porsche 911 Porsche 964	3.2-3.3 3.3-3.6	08/88-07/89 12/88-06/94	Supplementary Article/Info 2: without groove
 <p>Rear window seal, with groove for moulding</p>	1685900600 <i>For reference:</i> 91154522500	Porsche 911 Coupe	2.0-3.3	10/64-07/89	Supplementary Article/Info 2: with grooves
 <p>Seal for Targa top/windscreen frame. For use with early solid door seal</p>	1685900700 <i>For reference:</i> 91156509047	Porsche 911 Cabrio Porsche 911 Targa	3.0-3.2 2.0-3.3	08/82-07/86 08/69-07/86	Trim Level: Targa top/ windshield






EXTERIOR/RUBBER SEALS

Description	Item no.	Application	Engine	Year	Criteria / Information
 <p>Windshield seal for targa roof, use only with hollow door seals. For use with late-style hollow door seals</p>	1685900800 <i>For reference:</i> 91179956580	Porsche 911 Cabrio Porsche 911 Targa Porsche 964 Cabrio Porsche 964 Targa	3.2-3.3 3.3 3.6 3.6	08/83-07/89 09/86-07/89 05/89-05/94 12/88-09/93	Trim Level: Targa top/ windshield Universal panel: Hollow Profile
 <p>Sealing strip for door window, left</p>	1686000770 <i>For reference:</i> 91153193102	Porsche 911 Coupe Porsche 912 Coupe Porsche 964 Coupe	2.0-3.3 1.6 3.3-3.6	10/64-07/89 01/65-02/70 12/88-09/93	Fitting Position: Left Front Section: Lower Section
 <p>Sealing strip for door window, right</p>	1686000780 <i>For reference:</i> 91153193202	Porsche 911 Coupe Porsche 912 Coupe Porsche 964 Coupe	2.0-3.3 1.6 3.3-3.6	10/64-07/89 01/65-02/70 12/88-09/93	Fitting Position: Right Front Section: Lower Section
 <p>Sealing strip for door window, left</p>	1686000870 <i>For reference:</i> 91153193142	Porsche 911 Targa/Cabrio Porsche 912 Targa Porsche 964 Targa/Cabrio	2.0-3.3 1.6 3.3-3.6	11/64-07/89 03/65-02/70 12/88-05/94	Fitting Position: Left Front Section: Lower Section
 <p>Sealing strip for door window, right</p>	1686000880 <i>For reference:</i> 91153193242	Porsche 911 Targa/Cabrio Porsche 912 Targa Porsche 964 Targa/Cabrio	2.0-3.3 1.6 3.3-3.6	11/64-07/89 03/65-02/70 12/88-09/93	Fitting Position: Right Front Section: Lower Section







EXTERIOR/RUBBER SEALS

Description	Item no.	Application	Engine	Year	Criteria / Information
 <p>Seal for door slot</p>	1686000900 <i>For reference:</i> 91153195101	Porsche 911 Porsche 911 left Porsche 959 Porsche 964 inner	2.7-3.3 2.7-3.0 2.8 3.3-3.6	08/77-07/89 08/73-07/77 01/86-04/91 12/88-06/94	
 <p>Sealing rail for door window frame, left</p>	1686001070 <i>For reference:</i> 91154240301	Porsche 911 coupe	2.7-3.3	08/76-07/85	Fitting Position: Left Front
 <p>Sealing rail for door window frame, right</p>	1686001080 <i>For reference:</i> 91154240401	Porsche 911 coupe	2.7-3.3	08/76-07/85	Fitting Position: Right Front
 <p>Seal for quarter window, outer, left (none opening type)</p>	1686001270 <i>For reference:</i> 91154303501	Porsche 911 coupe	2.7-3.3	08/73-07/85	Fitting Position: Left Rear Fitting Position: outer Trim Level: Non opening type
 <p>Seal for quarter window, outer, right (none opening type)</p>	1686001280 <i>For reference:</i> 91154303601	Porsche 911 coupe	2.7-3.3	08/73-07/85	Fitting Position: Right Rear Fitting Position: outer Trim Level: Non opening type











EXTERIOR/RUBBER SEALS

Description	Item no.	Application	Engine	Year	Criteria / Information
 <p>Vent window seal, left</p>	1686001370 <i>For reference:</i> 90154292121	Porsche 911 Coupe, left Porsche 911 Coupe, left/right Porsche 911 Turbo Coupe, left Porsche 911 Turbo Coupe, left/right Porsche 959, left Porsche 964 Coupe, left	2.7-3.2 2.0-2.7 3.0 3.0 2.8 3.3-3.6	08/75-07/89 08/68-07/75 08/75-12/77 01/75-07/75 01/86-04/91 12/88-09/93	Trim Level: For vent window
 <p>Vent window seal, right</p>	1686001380 <i>For reference:</i> 90154292221	Porsche 911 Coupe, right Porsche 911 Turbo Coupe, right Porsche 959, right Porsche 964 Coupe, right	2.7-3.3 3.0 2.8 3.3-3.6	08/75-07/89 08/75-12/77 01/86-04/91 12/88-09/93	Trim Level: For vent window
 <p>Vent window seal, outer, lower</p>	1686001900 <i>For reference:</i> 90153193320	Porsche 911 Porsche 912 Porsche 912E Porsche 964	2.0-3.3 1.6 2.0 3.3-3.6	10/64-07/89 01/65-02/70 09/75-12/76 12/88-06/94	Fitting Position: Left Front Fitting Position: Right Front Fitting Position: Lower Section: Front Section
 <p>Seal for quarter window, outer, left/right</p>	1686100200 <i>For reference:</i> 90154319120	Porsche 911 Coupe	2.0-3.0	10/64-07/77	Fitting Position: Rear Fitting Position: both sides Fitting Position: Window Fitting
 <p>Seal for quarter window, outer, left</p>	1686100370 <i>For reference:</i> 90154390120	Porsche 911 Coupe	2.0-3.0	10/64-07/77	Fitting Position: Left Rear






EXTERIOR/RUBBER SEALS

Description	Item no.	Application	Engine	Year	Criteria / Information
 <p>Seal for quarter window, outer, right</p>	1686100380 <i>For reference:</i> 90154390220	Porsche 911 Coupe	2.0-3.0	10/64-07/77	Fitting Position: Right Rear
 <p>Window lift rail seal</p>	1686100400 <i>For reference:</i> 91154249140	Porsche 911 Porsche 964 Porsche 993	2.0-3.3 3.3-3.6 3.6-3.8	10/64-07/89 12/88-06/94 10/93-09/97	Trim Level: For window lifter Fitting Position: both sides Fitting Position: Lower
 <p>Window guide, vertical</p>	1686100500 <i>For reference:</i> 91154250540	Porsche 911 Targa/Cabrio Porsche 964 Targa/Cabrio	3.0-3.3 3.6	08/77-07/89 12/88-05/94	Trim Level: Window guide Fitting Position: Front Fitting Position: both sides
 <p>Sealing frame for rear window</p>	1686100600 <i>For reference:</i> 91154505141	Porsche 911 Targa	2.0-3.3	08/71-07/89	
 <p>Rocker panel trim, outer, left</p>	1686500870 <i>For reference:</i> 591175B 91155904700 91155904701 	Porsche 911 Carrera	2.7-3.2	08/73-07/89	Panel Type: Skirting Fitting Position: Left Fitting Position: outer






EXTERIOR/RUBBER SEALS

Description	Item no.	Application	Engine	Year	Criteria / Information
 Rocker panel trim, outer, right	1686500880 For reference: 591176B 91155904800 91155904801 	Porsche 911 Carrera	2.7-3.2	08/73-07/89	Panel Type: Skirting Fitting Position: Right Fitting Position: outer
 Rocker panel trim, outer, left	1686500970 For reference: 591175A 91155911301 	Porsche 911	2.7	08/73-06/77	Panel Type: Skirting Fitting Position: Left Fitting Position: outer
 Rocker panel trim, outer, right	1686500980 For reference: 91155911401 	Porsche 911	2.7	08/73-06/77	Panel Type: Skirting Fitting Position: Right Fitting Position: outer
 Rocker panel trim, outer, left	1686501070 For reference: 591375 93055904701 	Porsche 911 Turbo	3.3	09/77-07/89	
 Rocker panel trim, outer, right	1686501080 For reference: 591376 93055904801 	Porsche 911 Turbo	3.3	09/77-07/89	






EXTERIOR/RUBBER SEALS

Description	Item no.	Application	Engine	Year	Criteria / Information
 <p>Moulding set for windshield, black, 4 pieces</p>	1686501110 <i>For reference:</i> 90154191128 90154191228 91154191101 9115419110170K 91154191201 9115419120170K 91154192101 9115419210170K 91154192128	Porsche 911	2.7-3.3	08/73-07/89	Fitting Position: Vehicle Windscreen Colour: black
 <p>Trim for quarter window, bright anodized, left. Fits models with opening window</p>	1686501170 <i>For reference:</i> 90154392125	Porsche 911 Coupé	2.0-3.0	08/67-07/77	Fitting Position: Left Rear Surface: Anodized
 <p>Trim for quarter window, bright anodized, right. Fits models with opening window</p>	1686501180 <i>For reference:</i> 90154392225	Porsche 911 Coupé	2.0-3.0	08/67-07/77	Fitting Position: Right Rear Surface: Anodized
 <p>Moulding for door panel, black, left</p>	1686501270 <i>For reference:</i> 90153143130 91153143100 9115314310070K	Porsche 911 Coupé	2.7-3.2	08/73-07/86	Fitting Position: Left Front Colour: black
 <p>Moulding for door panel, black, right</p>	1686501280 <i>For reference:</i> 90153143228 91153143200 9115314320070K	Porsche 911 Coupé	2.7-3.2	08/73-07/86	Fitting Position: Right Front Colour: black






EXTERIOR/RUBBER SEALS

Description	Item no.	Application	Engine	Year	Criteria / Information
 <p>Trim for quarter window, black, left. Fits models with opening window</p>	1686501370 <i>For reference:</i> 90154392128	Porsche 911 Coupé	2.7-3.0	08/73-07/77	Fitting Position: Left Rear Colour: black
 <p>Trim for quarter window, black, right. Fits models with opening window</p>	1686501380 <i>For reference:</i> 90154392228	Porsche 911 Coupé	2.7-3.0	08/73-07/77	Fitting Position: Right Rear Colour: black
 <p>Moulding for door panel, bright anodized, left</p>	1686501470 <i>For reference:</i> 90153143127	Porsche 911 Coupé	2.0-3.0	10/64-07/77	Fitting Position: Left Front Surface: Anodized
 <p>Moulding for door panel, bright anodized, right</p>	1686501480 <i>For reference:</i> 90153143227	Porsche 911 Coupé	2.0-3.0	10/64-07/77	Fitting Position: Right Front Surface: Anodized
 <p>Clip for door moulding, metal, 14 pieces required</p>	168650100 <i>For reference:</i> 99959132602	Porsche 911 Porsche 912 Porsche 914/6 Porsche 959 Porsche 964 Porsche 993	2.0-3.3 1.6 2.0 2.8 3.3-3.6 3.6-3.8	10/64-07/89 01/65-02/70 11/69-12/73 01/86-04/91 12/88-06/94 10/93-09/97	Trim Level: For door moulding Material: Metal Required quantity: 14






EXTERIOR/RUBBER SEALS

Description	Item no.	Application	Engine	Year	Criteria / Information
 <p>Clip for door moulding, stainless steel, 14 pieces required</p>	1686550200 <i>For reference:</i> 99959132601	Porsche 911 Porsche 912 Porsche 964 Porsche 993	2.0-3.3 1.6 3.3-3.6 3.6-3.8	10/64-07/89 01/65-02/70 12/88-06/94 09/93-07/97	Fitting Position: Vehicle Door Material: Stainless Steel Required quantity: 14
 <p>Door handle set with lock cylinder and template keys, chrome, left/right</p>	1687100710 <i>For reference:</i> 91153106100 91153106135 91153106200 91153106235 91153894100 91153894105 91153894200 91153894205 91159806100	Porsche 911	2.0-3.0	08/69-07/77	Quantity Unit: Set Fitting Position: both sides Lock System: with key Lock System: with lock barrel Surface: Chromed
 <p>Door handle set with lock cylinder and template keys, black, left/right</p>	1687100810 <i>For reference:</i> 91153194203 91153194303 91153894107 91153894207 91159894200	Porsche 911 Porsche 959 Porsche 964	2.7-3.3 2.8 3.3-3.6	08/77-07/89 01/86-04/91 12/88-06/94	Quantity Unit: Set Fitting Position: both sides Lock System: with key Lock System: with lock barrel Surface: Painted Colour: black
 <p>Door handle set with holes. Including lock cylinder and template keys, black, left/right. For models with or without central locking</p>	1687101310 <i>For reference:</i> 91153194203 91153194303 91153894107 91153894207 91159894200	Porsche 911 Porsche 959 Porsche 964	2.7-3.3 2.8 3.3-3.6	08/77-07/89 01/86-04/91 12/88-06/94	Quantity Unit: Set Fitting Position: both sides Lock System: with key Lock System: with lock barrel Version: With holes Surface: Painted Colour: black
 <p>Seal for door handle, front, front section</p>	1687150200 <i>For reference:</i> 90153163120 91153163100	Porsche 911 Porsche 959 Porsche 964	2.0-3.3 2.8 3.3-3.6	08/68-07/89 01/86-04/91 12/88-06/94	Trim Level: Seal for handle Fitting Position: Front Fitting Position: both sides Section: Front Section

EXTERIOR/RUBBER SEALS

Description	Item no.	Application	Engine	Year	Criteria / Information
 <p>Seal for door handle, front, rear section</p>	1687150400 <i>For reference:</i> 91153163200	Porsche 911 Porsche 959 Porsche 964	2.0-3.3 2.8 3.3-3.6	08/68-07/89 01/86-04/91 12/88-06/94	Trim Level: Seal for handle Fitting Position: Front Fitting Position: both sides Section: Rear Section
 <p>Door handle without lock cylinder, trigger and keys, chrome, left</p>	1687150970 <i>For reference:</i> EQ871107 DAN91159806100	Porsche 911	2.0-3.0	08/69-07/77	Fitting Position: Left Lock System: without key Lock System: without lock barrel Surface: Chromed
 <p>Door handle without lock cylinder, trigger and keys, chrome, right</p>	1687150980 <i>For reference:</i> EQ871108 DAN91159806100	Porsche 911	2.0-3.0	08/69-07/77	Fitting Position: Right Lock System: without key Lock System: without lock barrel Surface: Chromed
 <p>Trigger for door handle with hardware, chrome, left/right</p>	1687151000 <i>For reference:</i> EQ871105 DAN91159806100	Porsche 911	2.0-3.0	08/69-07/77	Fitting Position: both sides Specification: Trigger for handle Surface: Chromed
 <p>Lock cylinder with service key, left</p>	1687151170 <i>For reference:</i> EQ871117 DAN91159806100	Porsche 911	2.0-3.0	08/69-07/77	Fitting Position: Left Lock System: with key

EXTERIOR/RUBBER SEALS

Description	Item no.	Application	Engine	Year	Criteria / Information
 <p>Lock cylinder with service key, right</p>	1687151180 <i>For reference:</i> EQ871118	Porsche 911	2.0-3.0	08/69-07/77	Fitting Position: Right Lock System: with key
 <p>Door pin set, alu, 2 pcs.</p>	1687400110 <i>For reference:</i> EQ837001	Porsche 911 Porsche 912	2.0-3.3 1.6	10/64-07/89 01/65-02/70	Quantity Unit: Set Material: Aluminium
 <p>Door lock, left</p>	1687500170 <i>For reference:</i> 91153105304 91153105310 91153105323	Porsche 911	2.7-3.3	08/72-07/89	Fitting Position: Left
 <p>Door lock, right</p>	1687500180 <i>For reference:</i> 91153105401 91153105405 91153105409 91153105424	Porsche 911	2.7-3.3	08/72-07/89	Fitting Position: Right
 <p>Door lock, left</p>	1687500370 <i>For reference:</i> 90153105321 90153105323 91153105302 91153105304 96453105300 96453105301	Porsche 911 Porsche 964	2.0-3.3 3.3-3.6	10/64-07/89 12/88-06/94	Fitting Position: Left


EXTERIOR/RUBBER SEALS

Description	Item no.	Application	Engine	Year	Criteria / Information
 <p>Door lock knob, OE style, 1 piece. Made of black plastic</p>	1687550106 <i>For reference:</i> 90153167121	Porsche 911 Porsche 912	2.0-3.0 1.6	10/64-07/76 01/65-02/70	Colour: black
 <p>Door lock knob set, OE style, 2 pieces. Made of aluminium with black paint</p>	1687550110 <i>For reference:</i> EQ875100 90153167121	Porsche 911 Porsche 912	2.0-3.0 1.6	10/64-07/76 01/65-02/70	Quantity Unit: Set Quantity: 2 Material: Aluminium Colour: black
 <p>Door knob set, alu, one side</p>	1687550210 <i>For reference:</i> EQ837003 91153169200 91153169600 91153170300	Porsche 911 Porsche 928 Porsche 964 Porsche 993	2.7-3.3 4.5-5.4 3.3-3.6 3.6-3.8	08/76-07/89 09/77-11/95 12/88-06/94 10/93-09/97	Quantity Unit: Set Material: Aluminium
 <p>Door knob set, one side, alu, black anodized with chrome cap</p>	1687550310 <i>For reference:</i> EQ837003BL 91153169200 91153169600 91153170300	Porsche 911 Porsche 928 Porsche 964 Porsche 993	2.7-3.3 4.5-5.4 3.3-3.6 3.6-3.8	08/76-07/89 09/77-11/95 12/88-06/94 10/93-09/97	Quantity Unit: Set Material: Aluminium Surface: Anodized Colour: black
 <p>Mounting for door push button, left</p>	1687551270 <i>For reference:</i> 91153107500	Porsche 911	2.0-3.0	08/69-07/76	Fitting Position: Vehicle Door Fitting Position: Left Trim Level: Mounting, button

EXTERIOR/RUBBER SEALS

Description	Item no.	Application	Engine	Year	Criteria / Information
 <p>Mounting for door push button, right</p>	1687551280 <i>For reference:</i> 91153107600	Porsche 911	2.0-3.0	08/69-07/76	Fitting Position: Vehicle Door Fitting Position: Right Trim Level: Mounting, button
 <p>Engine lid lock, upper, electro galvanized</p>	1687700200 <i>For reference:</i> 93051205200 93051205201	Porsche 911 Porsche 912 Porsche 959 Porsche 964	2.0-3.2 1.6 2.8 3.3-3.6	10/64-07/89 01/65-02/70 01/86-04/91 12/88-06/94	Fitting Position: Engine Compartment Fitting Position: Upper Surface: Electrogalvanized
 <p>Engine lid lock, lower, electro galvanized</p>	1687700400 <i>For reference:</i> 90151205200 90151205201	Porsche 911 Porsche 912 Porsche 959 Porsche 964	2.0-3.2 1.6 2.8 3.3-3.6	10/64-07/89 01/65-02/70 01/86-04/91 12/88-06/94	Fitting Position: Engine Compartment Fitting Position: Lower Surface: Electrogalvanized
 <p>Bonnet lock, upper,</p>	1687700700 <i>For reference:</i> 91151105102	Porsche 911	2.7-3.3	08/73-07/89	Fitting Position: Upper Surface: Yellow Chromated
 <p>Tank flap release handle</p>	1688000300 <i>For reference:</i> 90155282200	Porsche 911 Porsche 911 (oil flap release knob) Porsche 912 Porsche 959 Porsche 964 Porsche 993	2.0-3.3 2.0-2.2 1.6 2.8 3.3-3.6 3.6-3.8	10/64-07/89 08/70-07/71 01/65-12/69 01/86-04/91 12/88-06/94 10/93-09/97	


EXTERIOR/RUBBER SEALS

Description	Item no.	Application	Engine	Year	Criteria / Information
 <p>Latch for Targa hard top. 6 pcs. needed per hard top, black powder coated</p>	168800600 <i>For reference:</i> 96456526501	Porsche 911 Targa Porsche 964 Targa	2.0-3.3 3.6	07/66-07/89 12/88-09/93	Fitting Position: Roof Fitting Trim Level: Hard top latch Required quantity: 6 Surface: Powder coated Colour: black
 <p>Handle for Targa Top, 50 mm</p>	1688001200 <i>For reference:</i> 90156522540 91156507541	Porsche 911 Targa Porsche 912 Targa	2.0-3.3 1.6	07/66-07/89 03/65-02/70	Fitting Position: Roof Fitting Trim Level: Handle for Targa Length [mm]: 50
 <p>Base plate for Targa hard top latch No. 96456526501</p>	1688001300 <i>For reference:</i> DAN56526501 DAN56526501	Porsche 911 Targa Porsche 964 Targa	2.0-3.3 3.6	07/66-07/89 12/88-09/93	Fitting Position: Vehicle Roof
 <p>Threaded plate for Targa roof. 2 pieces needed per car. It is a good idea to replace this plate when purchasing new location pegs (91156507440)</p>	1688001400 <i>For reference:</i> 90156520340	Porsche 911 Targa Porsche 964 Targa	2.0-3.3 3.6	07/66-07/89 12/88-09/93	Fitting Position: Roof Fitting Trim Level: Threaded plate
 <p>Targa top locating peg, black</p>	1688001500 <i>For reference:</i> 91156507440	Porsche 911 Targa	2.7-3.3	08/73-07/89	Fitting Position: Roof Fitting Trim Level: Roof locating peg Colour: black







EXTERIOR/RUBBER SEALS

Description	Item no.	Application	Engine	Year	Criteria / Information
 <p>Plastic cover for pin on silentbloc bearing</p>	1688001700 <i>For reference:</i> 91156521740	Porsche 911 Targa Porsche 964 Targa	2.7-3.3 3.6	08/73-07/89 12/88-09/93	Fitting Position: Roof Fitting Trim Level: Pin cover Material: Plastic
 <p>Targa top locating peg, transparent</p>	1688001800 <i>For reference:</i> 90156521642	Porsche 911 Targa Porsche 911 Targa	2.0-2.4 2.7-3.0	07/66-07/73 08/73-06/77	Fitting Position: Roof Fitting Trim Level: Roof locating peg Colour: transparent
 <p>Silentbloc bearing with pin for Targa roof, left</p>	1688001970 <i>For reference:</i> 91156503742	Porsche 911 Targa Porsche 964 Targa	2.7-3.3 3.6	08/73-07/89 12/88-09/93	Fitting Position: Roof Fitting Fitting Position: Left Rear Trim Level: Silentbloc bearing
 <p>Silentbloc bearing with pin for Targa roof, right</p>	1688001980 <i>For reference:</i> 91156503842	Porsche 911 Targa Porsche 964 Targa	2.7-3.3 3.6	08/73-07/89 12/88-09/93	Fitting Position: Roof Fitting Fitting Position: Right Rear Trim Level: Silentbloc bearing
 <p>Lens head screw, AM5x15 mm</p>	1688002200 <i>For reference:</i> 90014801211	Porsche 356 / Porsche 911 Porsche 924 Porsche 928 Porsche 944	1.1-1.5 2.0-3.0 2.0-2.5 4.5-5.4 2.5	01/50-12/55 10/64-07/78 11/75-08/89 09/77-11/95 06/81-07/85	Thread Size: AM5x15 mm




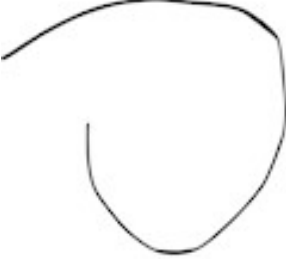
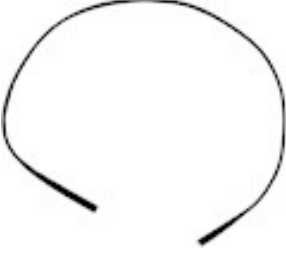
EXTERIOR/RUBBER SEALS

Description	Item no.	Application	Engine	Year	Criteria / Information
 <p>Picture coming soon</p> <p>Handle for Targa Top, 30 mm</p>	<p>1688002300 For reference: 91156507541</p>	<p>Porsche 911 Targa Porsche 912 Targa</p>	<p>2.0-3.3 1.6</p>	<p>07/66-07/89 03/65-02/70</p>	<p>Fitting Position: Roof Fitting Trim Level: Handle for Targa Length [mm]: 30</p>
 <p>Rubber gasket for door mirror</p>	<p>1689150102 For reference: 91173112900</p>	<p>Porsche 911</p>	<p>2.0-2.7</p>	<p>01/70-07/75</p>	<p>Fitting Position: both sides Material: Rubber Trim Level: Baseplate</p>
 <p>Rubber gasket for door mirror, left</p>	<p>1689150272 For reference: 91173124700</p>	<p>Porsche 911 Porsche 964</p>	<p>2.7-3.3 3.3-3.6</p>	<p>08/75-07/89 12/88-06/94</p>	<p>Fitting Position: Left Material: Rubber Trim Level: Baseplate</p>
 <p>Rubber gasket for door mirror, right</p>	<p>1689150282 For reference: 91173124800</p>	<p>Porsche 911 Porsche 964</p>	<p>2.7-3.3 3.3-3.6</p>	<p>08/75-07/89 12/88-06/94</p>	<p>Fitting Position: Right Material: Rubber Trim Level: Baseplate</p>
 <p>Door mirror glass, electric, heated, flat, left/right</p>	<p>1689300100 For reference: 91173103508</p>	<p>Porsche 911 Porsche 924 Porsche 928</p>	<p>3.0-3.3 2.0-2.5 4.5-5.0</p>	<p>08/77-07/86 08/79-07/87 09/77-07/87</p>	<p>Fitting Position: both sides Operating Mode: Electric Glass: Heatable Shape: Flat</p>

EXTERIOR/RUBBER SEALS

Description	Item no.	Application	Engine	Year	Criteria / Information
 <p>Door mirror glass, electric, heated, flat, left/right</p>	1689300200 <i>For reference:</i> 94473103502	Porsche 911 Porsche 928 Porsche 944 Porsche 964	3.2-3.3 5.0 2.5-3.0 3.6	08/87-07/89 08/87-07/90 08/84-07/90 12/88-07/90	Fitting Position: both sides Operating Mode: Electric Glass: Heatable Shape: Flat
 <p>Clip for door panel</p>	1189550600 <i>For reference:</i> 823867299 823867299 823867299 Jopex 	Porsche 911 Porsche 914 Porsche 924 Porsche 928 Porsche 944 Porsche 959 Porsche 964 Porsche 993 Porsche 997 VW Golf/Jetta VW Scirocco VW Transporter T3	2.0-3.3 1.8-2.0 2.0-2.5 4.5-5.4 2.5-3.0 2.8 3.3-3.6 3.6-3.8 3.6-4.0 1.1-1.8 (incl. D) 1.1-1.8 1.6-2.1 (incl. D)	08/68-07/89 08/73-02/76 11/75-08/89 09/77-11/95 06/81-07/91 01/86-04/91 12/88-06/94 10/93-09/97 07/04-12/12 04/74-02/84 02/74-07/92 05/79-07/92	Fitting Position: Interior Trim
 <p>Tenax lower part, black, 4.2x10 mm</p>	1689550800 <i>For reference:</i> 99959159702	Porsche 911 Cabrio Porsche 964 Cabrio	3.0-3.3 3.6	08/82-07/89 05/89-05/94	Trim Level: Tenax lower part Thread Size: 4,2x10 mm Colour: black
 <p>Cover strip, black, left/right, 2 pieces required</p>	1689800300 <i>For reference:</i> 90155141928	Porsche 911 Porsche 959 Porsche 964	2.7-3.3 2.8 3.3-3.6	08/77-07/89 01/86-04/91 12/88-06/94	Fitting Position: Lower Fitting Position: Left Fitting Position: Right Colour: black Required quantity: 2
 <p>Cover strip, aluminium, 2 pieces required</p>	1689800400 <i>For reference:</i> 90155141950	Porsche 911 Porsche 912	2.0-3.3 1.6	10/64-07/89 01/65-02/70	Fitting Position: Lower Fitting Position: Left Fitting Position: Right Material: Aluminium Required quantity: 2






EXTERIOR/RUBBER SEALS

Description	Item no.	Application	Engine	Year	Criteria / Information
 <p>Door sill cover set, stainless steel, polished, 2 pieces</p>	1689800710 <i>For reference:</i> 91155198001	Porsche 911 Porsche 964 Porsche 993	2.7-3.3 3.3-3.6 3.6-3.8	08/73-07/89 12/88-06/94 10/93-09/97	Fitting Position: Left Fitting Position: Right Section: Inner Section Panel Type: Lateral Panel Material: Stainless Steel Surface: Blank
 <p>End piece for rocker panel decor, right front, left rear</p>	1689800800 <i>For reference:</i> 91155914104 PCG55914104	Porsche 911	2.7-3.3	08/73-07/89	Trim Level: Rocker panel decor Panel Type: Closing Panel Fitting Position: Right Front Fitting Position: Left Rear
 <p>End piece for rocker panel decor, left front, right rear</p>	1689800900 <i>For reference:</i> 91155914204 PCG55914204	Porsche 911	2.7-3.3	08/73-07/89	Trim Level: Rocker panel decor Panel Type: Closing Panel Fitting Position: Left Front Fitting Position: Right Rear
 <p>Velvet strip for sunroof, front</p>	1689801000 <i>For reference:</i> 91156419100	Porsche 911 Porsche 912 Porsche 964 Porsche 993	2.0-3.3 1.6 3.3-3.6 3.3-3.8	10/64-07/89 01/65-02/70 12/88-09/93 10/93-09/97	Fitting Position: Front Material: Velours
 <p>Velvet strip for sunroof, rear</p>	1689801100 <i>For reference:</i> 91156419300	Porsche 911 Porsche 912 Porsche 964	2.0-3.3 1.6 3.3-3.6	10/64-07/89 01/65-02/70 12/88-09/93	Fitting Position: Rear Material: Velours






EXTERIOR/RUBBER SEALS

Description	Item no.	Application	Engine	Year	Criteria / Information
 <p>Guide for door lock knob, rubber</p>	1689805100 <i>For reference:</i> 90153148122	Porsche 911 Porsche 912	2.0-3.0 1.6-2.0	10/64-07/76 01/65-02/70	Material: Rubber
 <p>Door panel retaining clip set, 6 pieces</p>	1689812510 <i>For reference:</i> 823867299	Porsche 911	2.0-3.3	10/64-07/89	Quantity: 6
 <p>Reinforcement plate for steering lock</p>	1690450900 <i>For reference:</i> 91134735900 91134735901	Porsche 911 Porsche 959 Porsche 964 Porsche 993	2.0-3.3 2.8 3.3-3.6 3.6-3.8	08/69-07/89 01/86-04/96 12/88-06/94 10/93-09/97	Specification: Reinforcement plate
 <p>Seal for headlight</p>	1695150200 <i>For reference:</i> 91163111502	Porsche 911 Porsche 964	2.7-3.3 3.3-3.6	08/73-07/89 12/88-06/94	
 <p>Headlight rim, grey primed</p>	1695150400 <i>For reference:</i> 91163114100	Porsche 911 Porsche 964	2.7-3.3 3.3-3.6	08/73-07/89 12/88-06/94	Colour: grey Surface: primed

EXTERIOR/RUBBER SEALS

Description	Item no.	Application	Engine	Year	Criteria / Information
 <p>Headlight rim, chrome</p>	1695150700 <i>For reference:</i> 91163114100	Porsche 911 Porsche 964	2.7-3.3 3.3-3.6	08/73-07/89 12/88-06/94	Surface: Chromed
 <p>Headlight seal, glass to housing</p>	1695150900 <i>For reference:</i> 91163196700	Porsche 356 /A Porsche 911	1.1-1.6 2.0-3.3	01/50-12/59 10/64-07/89	Trim Level: Glass to housing
 <p>Headlight rim, 3 holes, black. With mounting parts</p>	1695151600 <i>For reference:</i> 91163193301	Porsche 911 Porsche 912 Porsche 964	3.0-3.3 1.6 3.3-3.6	08/77-07/89 01/65-02/70 12/88-06/94	Fitting Position: both sides Colour: black Number of Holes: 3
 <p>Headlight rim, 3 holes, chrome. With mounting parts</p>	1695151700 <i>For reference:</i> 91163193300	Porsche 911 Porsche 912	2.0-3.3 1.6	10/64-07/86 01/65-02/70	Fitting Position: both sides Colour: chrome Number of Holes: 3
 <p>Headlight rim, 3 holes, carbon look, With mounting parts</p>	1695151800 <i>For reference:</i> 91163193300	Porsche 911 Porsche 912	2.0-3.3 1.6	10/64-07/86 01/65-02/70	Fitting Position: both sides Colour: Carbon Number of Holes: 3







EXTERIOR/RUBBER SEALS

Description	Item no.	Application	Engine	Year	Criteria / Information
 <p>Headlight rim, metal, carbon look</p>	1695152400 <i>For reference:</i> 91163114100	Porsche 911 Porsche 964	2.7-3.3 3.3-3.6	08/73-07/89 12/88-06/94	Material: Metal Colour: Carbon
 <p>Picture coming soon</p> <p>Headlight rim, primed, US model. Also known as "Sugar Scoop" headlight rim</p>	1695152500 <i>For reference:</i> 91163113100 91163113103 91163113500 91163113501	Porsche 911	2.7-3.3	08/74-07/86	Fitting Position: Left Fitting Position: Right Surface: primed Specification: Sugar Scoop
 <p>Gasket for tail light, rubber, left</p>	1695351170 <i>For reference:</i> 91163197101	Porsche 911	2.0-3.3	08/68-07/89	Fitting Position: Left Material: Rubber
 <p>Gasket for tail light, rubber, right</p>	1695351180 <i>For reference:</i> 91163197100	Porsche 911	2.0-3.3	08/68-07/89	Fitting Position: Right Material: Rubber
 <p>Gasket for number plate light</p>	1695650700 <i>For reference:</i> 91163160800	Porsche 911 Porsche 912E Porsche 914	2.7-3.3 2.0 1.8-2.0	08/73-07/89 09/75-12/76 08/74-02/76	Fitting Position: Licence Plate Light

EXTERIOR/RUBBER SEALS

Description	Item no.	Application	Engine	Year	Criteria / Information
 <p>Gasket for luggage compartment lamp</p>	1695750100 <i>For reference:</i> 90163229100	Porsche 911	2.0-3.3	10/64-07/89	
 <p>Wiper grommet, left/right</p>	1698150100 <i>For reference:</i> 90162892600	Porsche 911 Porsche 912 Porsche 914 Porsche 959	2.0-3.3 1.6-2.0 1.7-2.0 2.8	10/64-07/89 01/65-02/70 08/71-02/76 01/86-04/91	Trim Level: Fits over wiper axle Trim Level: Fits under wiper arm Fitting Position: both sides
 <p>Support bracket for wiper mechanism/cowl panel</p>	1698150200 <i>For reference:</i> 91150134700	Porsche 911	2.0-3.3	08/69-07/89	Specification: Support bracket Specification: Wiper/Cowl panel
 <p>Wiper arm, front, left, black</p>	1698300170 <i>For reference:</i> 91162831300	Porsche 911 Porsche 959 Porsche 964	3.0-3.3 2.8 3.3-3.6	08/76-07/89 01/86-04/91 12/88-07/91	Fitting Position: Left Colour: black
 <p>Wiper arm, front, right, black</p>	1698300180 <i>For reference:</i> 91162831400	Porsche 911 Porsche 959 Porsche 964	3.0-3.3 2.8 3.3-3.6	08/76-07/89 01/86-04/91 12/88-07/91	Fitting Position: Right Colour: black




EXTERIOR/RUBBER SEALS











Description	Item no.	Application	Engine	Year	Criteria / Information
 <p>Wiper arm, front, left, black</p>	1698300470 <i>For reference:</i> 91162801400	Porsche 911	2.7-3.3	08/73-07/89	Fitting Position: Left Front Colour: black
 <p>Wiper arm, front, right, black</p>	1698300480 <i>For reference:</i> 91162801500	Porsche 911	2.7-3.3	08/73-07/89	Fitting Position: Right Front Colour: black
 <p>Wiper set with wiper arms and blades, stainless steel, black painted, left/right</p>	1698301110 <i>For reference:</i> EQ955600 90162801400 90162801500 90162831110 91462831110 91462831310 91462831410 DAN62801400 DAN62831400 DAN90162801400	Porsche 911 Porsche 912 Porsche 914 Porsche 964	2.0-3.3 1.6 1.7-2.0 3.3-3.6	08/67-07/89 08/67-02/70 01/69-02/76 12/88-06/94	Fitting Position: both sides Material: Stainless Steel Colour: black
 <p>Wiper set with wiper arms and blades, stainless steel, polished, left/right</p>	1698301210 <i>For reference:</i> EQ955610 91162831300 91162831400 91462831310 91462831410 DAN62801400 DAN62831400 DAN90162801400 DAN91162831400	Porsche 911 Porsche 912 Porsche 964	2.0-3.3 1.6 3.3-3.6	08/67-07/89 08/67-02/70 12/88-06/94	Fitting Position: both sides Material: Stainless Steel Surface: Polished
 <p>Wiper blade, black, 400 mm, front/rear, left/right</p>	8198400102 <i>For reference:</i> 955250002 161955427 161955427 161955427 161955427 161955427 161955427 6426AR 6426AR 6426GG 6426GG  BOSCH	Porsche 911 Porsche 964 VW Golf VW Golf VW Golf Cabrio VW Scirocco VW Transporter T2 VW Transporter T3 Caravelle/Carat VW Transporter T4 Bus/Van VW Type 4	2.0-3.3 3.3-3.6 1.0-1.8 (incl. D) 1.1-1.8 (incl. D) 1.5-1.8 1.1-1.8 1.6-2.0 1.6-2.1 (incl. D) 1.8-2.8 (incl. D) 1.7-1.8	07/66-07/89 12/88-09/93 08/83-12/92 02/74-02/84 01/79-04/93 02/74-07/92 08/67-07/79 05/79-07/92 09/90-06/03 07/68-03/75	Fitting Position: Rear Length [mm]: 400





EXTERIOR/RUBBER SEALS

Description	Item no.	Application	Engine	Year	Criteria / Information
 <p>Wiper blade, black, 350 mm, left/right</p>	<p>1698400400 <i>For reference:</i> 91162861302 91462831110</p>	<p>Porsche 911 Porsche 911 Porsche 911 RS Porsche 914</p>	<p>2.2-2.4 2.7 2.7 1.7-2.0</p>	<p>08/70-07/73 08/73-07/76 08/72-07/73 01/69-02/76</p>	<p>Fitting Position: Front Fitting Position: both sides Trim Level: Black metal</p>
 <p>Rubber bushing for washer pump</p>	<p>1698650400 <i>For reference:</i> 91462874100</p>	<p>Porsche 911 Porsche 914 Porsche 928 Porsche 959</p>	<p>2.7-3.3 1.7-2.0 4.5-5.4 2.8</p>	<p>08/73-07/89 01/69-02/76 09/77-11/95 01/86-04/91</p>	
 <p>Cap for window washer reservoir</p>	<p>1698650600 <i>For reference:</i> 96420150700</p>	<p>Porsche 911 Porsche 964 Porsche 993</p>	<p>2.7-3.3 3.3-3.6 3.6-3.8</p>	<p>08/73-07/89 12/88-06/94 10/93-09/97</p>	

FILTER

Description	Item no.	Application	Engine	Year	Criteria / Information
 <p>Oil strainer</p>	<p>1618500700 For reference: 90110138001 93010731400</p>	<p>Porsche 911</p>	<p>3.0</p>	<p>07/77-07/83</p>	<p>Filter type: Screen Filter</p>
 <p>Picture coming soon</p> <p>Oil strainer, improved version</p>	<p>1618501000 For reference: 90110138001 90110138002</p>	<p>Porsche 911 Porsche 914/6</p>	<p>2.0-3.0 2.0</p>	<p>10/64-07/77 11/69-12/73</p>	<p>Filter type: Screen Filter</p>
 <p>Water shield air filter set for PMO carburetor, standard</p>	<p>1618601818 For reference:</p>  <p>NSI Non-stock items</p>	<p>Porsche 911 Porsche 964 Porsche 993</p>	<p>2.0-3.2 3.6 3.6-3.8</p>	<p>10/64-07/89 12/88-06/94 10/93-09/97</p>	<p>Filter type: In-Line Filter Trim Level: Watershielded Carburettor Type: PMO Quantity Unit: Set</p>
 <p>Water shield air filter set for PMO carburetor, short. For models with A/C</p>	<p>1618601918 For reference:</p>  <p>NSI Non-stock items</p>	<p>Porsche 911 Porsche 964 Porsche 993</p>	<p>2.0-3.2 3.6 3.6-3.8</p>	<p>10/64-07/89 12/88-06/94 10/93-09/97</p>	<p>Filter type: In-Line Filter Trim Level: Watershielded Carburettor Type: PMO Vehicle Equipment: for vehicles with air conditioning Version: Short Quantity Unit: Set</p>
 <p>Water shield air filter set for Weber carburetor, standard</p>	<p>1618602018 For reference:</p>  <p>NSI Non-stock items</p>	<p>Porsche 911 Porsche 964 Porsche 993</p>	<p>2.0-3.2 3.6 3.6-3.8</p>	<p>10/64-07/89 12/88-06/94 10/93-09/97</p>	<p>Filter type: In-Line Filter Trim Level: Watershielded Carburettor Type: WEBER Version: Standard Quantity Unit: Set</p>

Description	Item no.	Application	Engine	Year	Criteria / Information
 <p>Water shield air filter set for Weber carburetor, short. For models with A/C</p>	<p>1618602118 For reference:</p>  <p>NSI Non-stock items</p>	<p>Porsche 911 Porsche 964 Porsche 993</p>	<p>2.0-3.2 3.6 3.6-3.8</p>	<p>10/64-07/89 12/88-06/94 10/93-09/97</p>	<p>Filter type: In-Line Filter Trim Level: Watershielded Carburettor Type: WEBER Vehicle Equipment: for vehicles with air conditioning Version: Short Quantity Unit: Set</p>
 <p>Air filter set, ITG/PMO Premium Race Set</p>	<p>1618602218 For reference:</p>  <p>NSI Non-stock items</p>	<p>Porsche 911 Porsche 964 Porsche 993</p>	<p>2.0-3.2 3.6 3.6-3.8</p>	<p>10/64-07/89 12/88-06/94 10/93-09/97</p>	<p>Filter type: In-Line Filter Carburettor Type: ITG/PMO Version: Premium Race Quantity Unit: Set</p>
 <p>Air filter element, standard (30.5x14x8.3 mm)</p>	<p>1618602308 For reference:</p>  <p>NSI Non-stock items</p>	<p>Porsche 911 Porsche 964 Porsche 993</p>	<p>2.0-3.2 3.6 3.6-3.8</p>	<p>10/64-07/89 12/88-06/94 10/93-09/97</p>	<p>Filter type: Filter Insert Length [mm]: 30,5 Width [mm]: 14 Height [mm]: 8,3</p>
 <p>Air filter element, short (30.5x14x5.7 mm)</p>	<p>1618602408 For reference:</p>  <p>NSI Non-stock items</p>	<p>Porsche 911 Porsche 964 Porsche 993</p>	<p>2.0-3.2 3.6 3.6-3.8</p>	<p>10/64-07/89 12/88-06/94 10/93-09/97</p>	<p>Filter type: Filter Insert Length [mm]: 30,5 Width [mm]: 14 Height [mm]: 5,7</p>
 <p>Air filter/Water shield top</p>	<p>1618650708 For reference:</p>  <p>NSI Non-stock items</p>	<p>Porsche 911 Porsche 964 Porsche 993</p>	<p>2.0-3.2 3.6 3.6-3.8</p>	<p>10/64-07/89 12/88-06/94 10/93-09/97</p>	<p>Filter type: In-Line Filter Trim Level: Water shield top</p>

Description	Item no.	Application	Engine	Year	Criteria / Information
 <p>Fuel filter</p>	<p>1118700800 For reference: 133500001 0000900652 1276050 156705 156774 156775 431133511 431133511 431133511 431133511A</p> <p>Jopex </p>	<p>Porsche 911 Porsche 924 VW Golf/Jetta</p>	<p>2.2 2.0 1.6-1.8</p>	<p>09/69-02/72 11/75-08/89 04/77-02/84</p>	<p>Filter type: In-Line Filter Height [mm]: 136 Outer Diameter [mm]: 62 Outer Diameter 1 [mm]: 62 Thread Size: M12x1,5</p>
 <p>Fuel filter</p>	<p>1618700808 For reference:</p> <p> PMO INDUCTOR</p> <p>NSI Non-stock items</p>	<p>Porsche 911 Porsche 964 Porsche 993</p>	<p>2.0-3.2 3.6 3.6-3.8</p>	<p>10/64-07/89 12/88-06/94 10/93-09/97</p>	<p>Filter type: In-Line Filter</p>

INTERIOR

Description	Item no.	Application	Engine	Year	Criteria / Information
 <p>Floor mat set, front/rear, black, 4 pieces</p>	<p>1601700110 For reference: EQ880800</p>	<p>Porsche 911 Targa/Cabrio</p>	<p>2.7-3.3</p>	<p>08/73-07/89</p>	<p>Fitting Position: Front and Rear Colour: black Quantity: 4</p>
 <p>Floor mat set, front/rear, black, 4 pieces</p>	<p>1601700210 For reference: EQ880801</p>	<p>Porsche 911 Coupe</p>	<p>2.7-3.3</p>	<p>08/74-07/89</p>	<p>Fitting Position: Front and Rear Colour: black Quantity: 4</p>
 <p>Floor mat set with clips, front/rear, black, 4 pieces</p>	<p>1601700510 For reference: EQ880803</p>	<p>Porsche 911 Coupe</p>	<p>2.7-3.3</p>	<p>08/74-07/89</p>	<p>Colour: black Multi-piece: four-piece</p>
 <p>Picture coming soon</p> <p>Carpet set, black plush material, 13 pieces</p>	<p>1601700710 For reference: EQ880998</p>	<p>Porsche 911 Coupe</p>	<p>2.7-3.3</p>	<p>08/73-07/84</p>	<p>Colour: black Quantity: 13 Quantity Unit: Set Specification: Plush</p>
 <p>Return spring for clutch</p>	<p>1631000500 For reference: 91511606401</p>	<p>Porsche 911 (915 gearbox)</p>	<p>3.0-3.2</p>	<p>08/77-07/85</p>	<p>Transmission ID: 915 Gearbox</p>






Description	Item no.	Application	Engine	Year	Criteria / Information
 <p data-bbox="86 521 355 577">Gear knob, 5 speed, glossy black</p>	<p data-bbox="384 230 523 297">1632200200 For reference: 91142407101</p>	<p data-bbox="574 230 699 253">Porsche 911</p>	<p data-bbox="834 230 911 253">2.7-3.2</p>	<p data-bbox="1094 230 1214 253">08/73-07/86</p>	<p data-bbox="1233 230 1497 297">Colour: black Colour: Glossy Number of Gears: 5 Speed</p>
 <p data-bbox="86 875 316 909">Boot for gear shift lever</p>	<p data-bbox="384 582 523 649">1632300100 For reference: 91142418101</p>	<p data-bbox="574 582 699 604">Porsche 911</p>	<p data-bbox="834 582 911 604">2.0-3.3</p>	<p data-bbox="1094 582 1214 604">08/70-07/87</p>	
 <p data-bbox="86 1211 320 1261">Boot for gear shift lever, leather</p>	<p data-bbox="384 913 560 1003">1632300200 For reference: 91142404700 911424047001AJ</p>	<p data-bbox="574 913 699 936">Porsche 911</p>	<p data-bbox="834 913 911 936">3.2-3.3</p>	<p data-bbox="1094 913 1214 936">08/83-07/89</p>	<p data-bbox="1233 913 1401 969">Material: Leather Colour: black</p>
 <p data-bbox="86 1563 344 1612">Cover for steering column, upper, black</p>	<p data-bbox="384 1265 523 1332">1645601200 For reference: 91161309902</p>	<p data-bbox="574 1265 783 1321">Porsche 911 (without cruise control)</p>	<p data-bbox="834 1265 911 1288">2.7-3.3</p>	<p data-bbox="1094 1265 1214 1288">08/73-07/89</p>	<p data-bbox="1233 1265 1453 1377">Fitting Position: Upper Colour: black Vehicle Equipment: for vehicles without cruise control</p>
 <p data-bbox="86 1917 344 1966">Cover for steering column, lower, black</p>	<p data-bbox="384 1617 523 1684">1645601300 For reference: 91161331203</p>	<p data-bbox="574 1617 783 1673">Porsche 911 (without cruise control)</p>	<p data-bbox="834 1617 911 1639">2.7-3.3</p>	<p data-bbox="1094 1617 1214 1639">08/73-07/89</p>	<p data-bbox="1233 1617 1453 1729">Fitting Position: Lower Colour: black Vehicle Equipment: for vehicles without cruise control</p>






Description	Item no.	Application	Engine	Year	Criteria / Information
 <p>Brake pin, master cylinder L: 95,2 mm</p>	<p>1661150200 For reference: 90142305704</p>	<p>Porsche 911 Porsche 914</p>	<p>2.0-3.0 1.7-2.0</p>	<p>08/67-07/77 01/69-02/76</p>	
 <p>Lever for manual throttle (positioned between seats)</p>	<p>1672000300 For reference: 90142431700</p>	<p>Porsche 911 Porsche 911</p>	<p>2.0-2.4 MFI 2.7-3.0 MFI</p>	<p>08/69-07/73 08/73-07/76</p>	<p>Fitting Position: on the right next to the driver seat Injection System: Kugelfischer</p>
 <p>Accelerator pedal</p>	<p>1672100600 For reference: 90142301000</p>	<p>Porsche 911 Porsche 911 Turbo Porsche 914</p>	<p>2.0-2.7 3.0 1.7-2.0</p>	<p>10/64-07/74 01/75-07/75 01/69-02/76</p>	
 <p>Accelerator pedal</p>	<p>1672100700 For reference: 91142311102 91142311103</p>	<p>Porsche 911 Turbo</p>	<p>3.0 3.3</p>	<p>08/75-07/89</p>	
 <p>Brake pedal bushing</p>	<p>1672150600 For reference: 91142354200</p>	<p>Porsche 911 Porsche 914</p>	<p>2.0-3.3 1.7-2.0</p>	<p>10/64-07/89 01/69-02/76</p>	

Description	Item no.	Application	Engine	Year	Criteria / Information
 <p>Bushing set for pedal assembly, brass</p>	<p>1672150910 For reference: EQ721500</p>	<p>Porsche 911 Porsche 912 Porsche 914</p>	<p>2.0-3.3 1.6 1.7-2.0</p>	<p>10/64-07/89 01/65-02/70 01/69-02/76</p>	<p>Material: Brass</p>
 <p>Return spring for brake pedal</p>	<p>1672151100 For reference: 90142353100</p>	<p>Porsche 911 Porsche 914</p>	<p>2.0-3.0 1.7-2.0</p>	<p>10/64-07/77 01/69-02/76</p>	<p>Specification: Return spring</p>
 <p>Picture coming soon</p> <p>Stop for clutch pedal, metal. Mounted on floor board</p>	<p>1672151300 For reference: 90142336000</p>	<p>Porsche 911 Porsche 911 Turbo</p>	<p>2.0-2.7 3.0</p>	<p>10/64-07/77 01/75-12/77</p>	<p>Specification: Stop for pedal Material: Metal</p>
 <p>Picture coming soon</p> <p>Dished washer and screw set for pedal floor board, 2 pieces</p>	<p>1672151410 For reference: 90142336800</p>	<p>Porsche 911 Porsche 912 Porsche 993</p>	<p>2.0-3.3 1.6 3.6-3.8</p>	<p>10/64-07/89 01/65-02/70 10/93-09/97</p>	<p>Specification: For pedal floor Specification: Washer/ screw set</p>
 <p>Picture coming soon</p> <p>Stop for accelerator pedal. Mounted in floor board</p>	<p>1672151500 For reference: 90155106520</p>	<p>Porsche 911 Porsche 912 Porsche 914</p>	<p>2.0-3.0 1.6 1.7-2.0</p>	<p>10/64-07/77 01/65-02/70 01/69-02/76</p>	<p>Specification: Stop for accelerator Left-/right-hand drive vehicles: for left-hand drive vehicles Material: Metal</p>

Description	Item no.	Application	Engine	Year	Criteria / Information
 <p>Picture coming soon</p> <p>Stop bolt for accelerator pedal, nylon. Fits 90155106520</p>	<p>1672151600 For reference: 90155167120</p>	<p>Porsche 911 Porsche 912 Porsche 914</p>	<p>2.0-3.0 1.6 1.7-2.0</p>	<p>10/64-12/77 01/65-02/70 01/69-02/76</p>	<p>Specification: Stop bolt Material: Nylon for article number: 1672151500</p>
 <p>Pedal pad for clutch and brake</p>	<p>1672200200 For reference: 91442321000 91442321000</p>	<p>Porsche 911 Porsche 912 Porsche 914 Porsche 959 Porsche 964 Porsche 993</p>	<p>2.0-3.3 1.6 1.7-2.0 2.8 3.3-3.6 3.6-3.8</p>	<p>10/64-07/89 01/65-12/69 01/69-02/76 01/86-04/91 12/88-06/94 10/93-09/97</p>	<p>Trim Level: For brake/clutch Material: Rubber</p>
 <p>Pedal pad for accelerator</p>	<p>1672200300 For reference: 90142301001</p>	<p>Porsche 911 Porsche 914</p>	<p>2.0-3.3 1.7-2.0</p>	<p>10/64-07/89 01/69-02/76</p>	
 <p>Handbrake cover</p>	<p>1672600500 For reference: 91142459102</p>	<p>Porsche 911</p>	<p>2.7-3.3</p>	<p>08/73-07/85</p>	<p>Colour: black</p>
 <p>Handbrake boot, black</p>	<p>1672600900 For reference: 91142459103</p>	<p>Porsche 911 (not Turbo)</p>	<p>2.7-3.0</p>	<p>08/74-07/83</p>	<p>Colour: black</p>

Description	Item no.	Application	Engine	Year	Criteria / Information
 <p>Pedal console bracket, complete</p>	<p>1673000500 For reference: 91142306503</p>	<p>Porsche 911</p>	<p>2.7-3.0</p>	<p>08/73-07/77</p>	<p>Specification: Bearing bracket</p>
 <p>Screw with oval head, blank/chrome, 5x16</p>	<p>1685000700 For reference: N10081801</p>	<p>Porsche 911 (for front bumper) Porsche 911 (for rear bumper) Porsche 911 (for tail light)</p>	<p>3.0-3.3 3.2-3.3 2.0-3.3</p>	<p>08/77-07/83 08/83-07/89 08/69-07/86</p>	<p>Bolt Head-/Nut Design: Flat-Oval Thread Size: 5x16 Surface: Chromed Colour: black</p>
 <p>Lock for vent window, black/chrome, left</p>	<p>1685250170 For reference: 90154256300</p>	<p>Porsche 911</p>	<p>2.0-3.0</p>	<p>10/64-07/75</p>	<p>Trim Level: Vent window lock Fitting Position: Left Front Colour: chrome/black</p>
 <p>Lock for vent window, black/chrome, right</p>	<p>1685250180 For reference: 90154256400</p>	<p>Porsche 911</p>	<p>2.0-3.0</p>	<p>10/64-07/75</p>	<p>Trim Level: Vent window lock Fitting Position: Right Front Colour: chrome/black</p>
 <p>Knob for lock, vent window, black</p>	<p>1685250300 For reference: 64455282003</p>	<p>Porsche 911 Coupe Porsche 912 Coupe</p>	<p>2.0-3.0 1.6</p>	<p>10/64-12/77 01/65-12/69</p>	<p>Trim Level: For vent window Colour: black</p>


Description	Item no.	Application	Engine	Year	Criteria / Information
 <p>Picture coming soon</p> <p>Clutch for electric sunroof</p>	<p>1685400200 <i>For reference:</i> 91162410300 91162410301</p>	<p>Porsche 911 Porsche 928 Porsche 964 Porsche 993</p>	<p>2.7-3.3 4.5-5.4 3.3-3.6 3.6-3.8</p>	<p>08/73-07/89 09/77-11/95 12/88-06/94 10/93-09/97</p>	<p>Specification: Clutch</p>
 <p>Door handle set with lock cylinder and template keys, chrome, left/right</p>	<p>1687100710 <i>For reference:</i> 91153106100 91153106135 91153106200 91153106235 91153894100 91153894105 91153894200 91153894205 91159806100</p>	<p>Porsche 911</p>	<p>2.0-3.0</p>	<p>08/69-07/77</p>	<p>Quantity Unit: Set Fitting Position: both sides Lock System: with key Lock System: with lock barrel Surface: Chromed</p>
 <p>Door handle set with lock cylinder and template keys, black, left/right</p>	<p>1687100810 <i>For reference:</i> 91153194203 91153194303 91153894107 91153894207 91159894200</p>	<p>Porsche 911 Porsche 959 Porsche 964</p>	<p>2.7-3.3 2.8 3.3-3.6</p>	<p>08/77-07/89 01/86-04/91 12/88-06/94</p>	<p>Quantity Unit: Set Fitting Position: both sides Lock System: with key Lock System: with lock barrel Surface: Painted Colour: black</p>
 <p>Door handle set with holes. Including lock cylinder and template keys, black, left/right. For models with or without central locking</p>	<p>1687101310 <i>For reference:</i> 91153194203 91153194303 91153894107 91153894207 91159894200</p>	<p>Porsche 911 Porsche 959 Porsche 964</p>	<p>2.7-3.3 2.8 3.3-3.6</p>	<p>08/77-07/89 01/86-04/91 12/88-06/94</p>	<p>Quantity Unit: Set Fitting Position: both sides Lock System: with key Lock System: with lock barrel Version: With holes Surface: Painted Colour: black</p>
 <p>Door handle without lock cylinder, trigger and keys, chrome, left</p>	<p>1687150970 <i>For reference:</i> EQ871107 DAN91159806100</p>	<p>Porsche 911</p>	<p>2.0-3.0</p>	<p>08/69-07/77</p>	<p>Fitting Position: Left Lock System: without key Lock System: without lock barrel Surface: Chromed</p>

Description	Item no.	Application	Engine	Year	Criteria / Information
 <p>Door handle without lock cylinder, trigger and keys, chrome, right</p>	<p>1687150980 <i>For reference:</i> EQ871108 DAN91159806100</p>	<p>Porsche 911</p>	<p>2.0-3.0</p>	<p>08/69-07/77</p>	<p>Fitting Position: Right Lock System: without key Lock System: without lock barrel Surface: Chromed</p>
 <p>Trigger for door handle with hardware, chrome, left/right</p>	<p>1687151000 <i>For reference:</i> EQ871105 DAN91159806100</p>	<p>Porsche 911</p>	<p>2.0-3.0</p>	<p>08/69-07/77</p>	<p>Fitting Position: both sides Specification: Trigger for handle Surface: Chromed</p>
 <p>Lock cylinder with service key, left</p>	<p>1687151170 <i>For reference:</i> EQ871117 DAN91159806100</p>	<p>Porsche 911</p>	<p>2.0-3.0</p>	<p>08/69-07/77</p>	<p>Fitting Position: Left Lock System: with key</p>
 <p>Lock cylinder with service key, right</p>	<p>1687151180 <i>For reference:</i> EQ871118</p>	<p>Porsche 911</p>	<p>2.0-3.0</p>	<p>08/69-07/77</p>	<p>Fitting Position: Right Lock System: with key</p>
 <p>Door pin set, alu, 2 pcs.</p>	<p>1687400110 <i>For reference:</i> EQ837001</p>	<p>Porsche 911 Porsche 912</p>	<p>2.0-3.3 1.6</p>	<p>10/64-07/89 01/65-02/70</p>	<p>Quantity Unit: Set Material: Aluminium</p>

Description	Item no.	Application	Engine	Year	Criteria / Information
 <p>Door lock, left</p>	<p>1687500170 <i>For reference:</i> 91153105304 91153105310 91153105323</p>	<p>Porsche 911</p>	<p>2.7-3.3</p>	<p>08/72-07/89</p>	<p>Fitting Position: Left</p>
 <p>Door lock, right</p>	<p>1687500180 <i>For reference:</i> 91153105401 91153105405 91153105409 91153105424</p>	<p>Porsche 911</p>	<p>2.7-3.3</p>	<p>08/72-07/89</p>	<p>Fitting Position: Right</p>
 <p>Door lock, left</p>	<p>1687500370 <i>For reference:</i> 90153105321 90153105323 91153105302 91153105304 96453105300 96453105301</p>	<p>Porsche 911 Porsche 964</p>	<p>2.0-3.3 3.3-3.6</p>	<p>10/64-07/89 12/88-06/94</p>	<p>Fitting Position: Left</p>
 <p>Door lock knob, OE style, 1 piece. Made of black plastic</p>	<p>1687550106 <i>For reference:</i> 90153167121</p>	<p>Porsche 911 Porsche 912</p>	<p>2.0-3.0 1.6</p>	<p>10/64-07/76 01/65-02/70</p>	<p>Colour: black</p>
 <p>Door lock knob set, OE style, 2 pieces. Made of aluminium with black paint</p>	<p>1687550110 <i>For reference:</i> EQ875100 90153167121</p>	<p>Porsche 911 Porsche 912</p>	<p>2.0-3.0 1.6</p>	<p>10/64-07/76 01/65-02/70</p>	<p>Quantity Unit: Set Quantity: 2 Material: Aluminium Colour: black</p>

Description	Item no.	Application	Engine	Year	Criteria / Information
 <p>Door knob set, alu, one side</p>	<p>1687550210 <i>For reference:</i> EQ837003 91153169200 91153169600 91153170300</p>	<p>Porsche 911 Porsche 928 Porsche 964 Porsche 993</p>	<p>2.7-3.3 4.5-5.4 3.3-3.6 3.6-3.8</p>	<p>08/76-07/89 09/77-11/95 12/88-06/94 10/93-09/97</p>	<p>Quantity Unit: Set Material: Aluminium</p>
 <p>Door knob set, one side, alu, black anodized with chrome cap</p>	<p>1687550310 <i>For reference:</i> EQ837003BL 91153169200 91153169600 91153170300</p>	<p>Porsche 911 Porsche 928 Porsche 964 Porsche 993</p>	<p>2.7-3.3 4.5-5.4 3.3-3.6 3.6-3.8</p>	<p>08/76-07/89 09/77-11/95 12/88-06/94 10/93-09/97</p>	<p>Quantity Unit: Set Material: Aluminium Surface: Anodized Colour: black</p>
 <p>Mounting for door push button, left</p>	<p>1687551270 <i>For reference:</i> 91153107500</p>	<p>Porsche 911</p>	<p>2.0-3.0</p>	<p>08/69-07/76</p>	<p>Fitting Position: Vehicle Door Fitting Position: Left Trim Level: Mounting, button</p>
 <p>Mounting for door push button, right</p>	<p>1687551280 <i>For reference:</i> 91153107600</p>	<p>Porsche 911</p>	<p>2.0-3.0</p>	<p>08/69-07/76</p>	<p>Fitting Position: Vehicle Door Fitting Position: Right Trim Level: Mounting, button</p>
 <p>Door handle set, inner, alu, left/right</p>	<p>1687800110 <i>For reference:</i> EQ837020 90153107300 90153107400 91153120500 91153120600 91153125100 91153125200</p>	<p>Porsche 911 Porsche 959 Porsche 964</p>	<p>2.0-3.3 2.8 3.3-3.6</p>	<p>08/68-07/89 01/86-04/91 12/88-06/94</p>	<p>Fitting Position: both sides Material: Aluminium Quantity Unit: Set</p>

Description	Item no.	Application	Engine	Year	Criteria / Information
 Door handle, inner, left	1687800470 For reference: 91153125100 9115312510070B	Porsche 911 Porsche 959 Porsche 964	2.7-3.3 2.8 3.3-3.6	08/77-07/89 01/86-04/91 12/88-06/94	Fitting Position: Left
 Door handle, inner, right	1687800480 For reference: 91153125200 9115312520070B	Porsche 911 Porsche 959 Porsche 964	2.7-3.3 2.8 3.3-3.6	08/77-07/89 01/86-04/91 12/88-06/94	Fitting Position: Right
 RS door pull handle set with red straps and black handles. Modification on interior door panels needed	1687800610 For reference: EQ837030	Porsche 911 modifications needed Porsche 964 modifications needed Porsche 993 modifications needed	2.7-3.3 3.3-3.6 3.6-3.8	08/74-07/89 12/88-06/94 10/93-09/97	Fitting Position: both sides Colour: black/red Quantity Unit: Set
 Door handle set, inner, alu, with holes, left/right	1687800810 For reference: EQ837021	Porsche 911 Porsche 959 Porsche 964	2.0-3.3 2.8 3.3-3.6	08/68-07/89 01/86-04/91 12/88-06/94	Fitting Position: both sides Material: Aluminium Quantity Unit: Set Specification: With holes
 Inner door pull handle, RS Style, left/right. Modification on interior door panels may be needed	1687800900 For reference: 90153106700	Porsche 911 (modifications needed) Porsche 911 (modifications needed) Porsche 911 RS	2.0-2.4 2.7-3.3 2.7	10/64-07/73 08/73-07/89 08/72-07/73	Version: RS Style

Description	Item no.	Application	Engine	Year	Criteria / Information
 <p>Rosette for Targa hard top release handle</p>	<p>1688000200 For reference: 90156529945</p>	<p>Porsche 911 Targa</p>	<p>2.0-3.2</p>	<p>08/70-07/85</p>	<p>Fitting Position: Roof Fitting Trim Level: For Targe hard top</p>
 <p>Latch for Targa hard top. 6 pcs. needed per hard top, black powder coated</p>	<p>1688000600 For reference: 96456526501</p>	<p>Porsche 911 Targa Porsche 964 Targa</p>	<p>2.0-3.3 3.6</p>	<p>07/66-07/89 12/88-09/93</p>	<p>Fitting Position: Roof Fitting Trim Level: Hard top latch Required quantity: 6 Surface: Powder coated Colour: black</p>
 <p>Sleeve for heat lever</p>	<p>1688001100 For reference: 91142471701</p>	<p>Porsche 911</p>	<p>3.0-3.3</p>	<p>08/77-07/89</p>	<p>Trim Level: Sleeve, heat lever</p>
 <p>Handle for Targa Top, 50 mm</p>	<p>1688001200 For reference: 90156522540 91156507541</p>	<p>Porsche 911 Targa Porsche 912 Targa</p>	<p>2.0-3.3 1.6</p>	<p>07/66-07/89 03/65-02/70</p>	<p>Fitting Position: Roof Fitting Trim Level: Handle for Targa Length [mm]: 50</p>
 <p>Base plate for Targa hard top latch No. 96456526501</p>	<p>1688001300 For reference: DAN56526501 DAN56526501</p>	<p>Porsche 911 Targa Porsche 964 Targa</p>	<p>2.0-3.3 3.6</p>	<p>07/66-07/89 12/88-09/93</p>	<p>Fitting Position: Vehicle Roof</p>






Description	Item no.	Application	Engine	Year	Criteria / Information
 <p>Threaded plate for Targa roof. 2 pieces needed per car. It is a good idea to replace this plate when purchasing new location pegs (91156507440)</p>	<p>1688001400 For reference: 90156520340</p>	<p>Porsche 911 Targa Porsche 964 Targa</p>	<p>2.0-3.3 3.6</p>	<p>07/66-07/89 12/88-09/93</p>	<p>Fitting Position: Roof Fitting Trim Level: Threaded plate</p>
 <p>Targa top locating peg, black</p>	<p>1688001500 For reference: 91156507440</p>	<p>Porsche 911 Targa</p>	<p>2.7-3.3</p>	<p>08/73-07/89</p>	<p>Fitting Position: Roof Fitting Trim Level: Roof locating peg Colour: black</p>
 <p>Rosette for Targa front lock, black, left/right</p>	<p>1688001600 For reference: 90156529946</p>	<p>Porsche 911 Targa</p>	<p>2.0-3.2</p>	<p>08/69-08/86</p>	<p>Fitting Position: Front Fitting Position: both sides Colour: black</p>
 <p>Targa top locating peg, transparent</p>	<p>1688001800 For reference: 90156521642</p>	<p>Porsche 911 Targa Porsche 911 Targa</p>	<p>2.0-2.4 2.7-3.0</p>	<p>07/66-07/73 08/73-06/77</p>	<p>Fitting Position: Roof Fitting Trim Level: Roof locating peg Colour: transparent</p>
 <p>Silentbloc bearing with pin for Targa roof, left</p>	<p>1688001970 For reference: 91156503742</p>	<p>Porsche 911 Targa Porsche 964 Targa</p>	<p>2.7-3.3 3.6</p>	<p>08/73-07/89 12/88-09/93</p>	<p>Fitting Position: Roof Fitting Fitting Position: Left Rear Trim Level: Silentbloc bearing</p>

Description	Item no.	Application	Engine	Year	Criteria / Information
 <p>Silentbloc bearing with pin for Targa roof, right</p>	<p>1688001980 For reference: 91156503842</p>	<p>Porsche 911 Targa Porsche 964 Targa</p>	<p>2.7-3.3 3.6</p>	<p>08/73-07/89 12/88-09/93</p>	<p>Fitting Position: Roof Fitting Fitting Position: Right Rear Trim Level: Silentbloc bearing</p>
 <p>Lens head screw, AM5x15 mm</p>	<p>1688002200 For reference: 90014801211</p>	<p>Porsche 356 / Porsche 911 Porsche 924 Porsche 928 Porsche 944</p>	<p>1.1-1.5 2.0-3.0 2.0-2.5 4.5-5.4 2.5</p>	<p>01/50-12/55 10/64-07/78 11/75-08/89 09/77-11/95 06/81-07/85</p>	<p>Thread Size: AM5x15 mm</p>
 <p>Picture coming soon</p> <p>Handle for Targa Top, 30 mm</p>	<p>1688002300 For reference: 91156507541</p>	<p>Porsche 911 Targa Porsche 912 Targa</p>	<p>2.0-3.3 1.6</p>	<p>07/66-07/89 03/65-02/70</p>	<p>Fitting Position: Roof Fitting Trim Level: Handle for Targa Length [mm]: 30</p>
 <p>Lift channel for door window, left</p>	<p>1688100170 For reference: 91154205700</p>	<p>Porsche 911 Porsche 964 Porsche 993</p>	<p>2.0-3.3 3.3-3.6 3.6-3.8</p>	<p>10/64-07/89 12/88-06/94 10/93-09/97</p>	<p>Fitting Position: Left Front</p>
 <p>Lift channel for door window, right</p>	<p>1688100180 For reference: 91154205800</p>	<p>Porsche 911 Porsche 964 Porsche 993</p>	<p>2.0-3.3 3.3-3.6 3.6-3.8</p>	<p>10/64-07/89 12/88-06/94 10/93-09/97</p>	<p>Fitting Position: Right Front</p>

Description	Item no.	Application	Engine	Year	Criteria / Information
 <p>Lift channel for door window, left</p>	<p>1688100470 For reference: 90154204523</p>	<p>Porsche 911</p>	<p>2.0-3.3</p>	<p>10/64-07/79</p>	<p>Fitting Position: Left</p>
 <p>Lift channel for door window, right</p>	<p>1688100480 For reference: 90154204623</p>	<p>Porsche 911</p>	<p>2.0-3.3</p>	<p>10/64-07/79</p>	<p>Fitting Position: Right</p>
 <p>Window lifter, left. For models before 1977 window lifter rail 91154205700 and rubber ply 91154249140 is required</p>	<p>1688100570 For reference: 91154292903</p>	<p>Porsche 911 Coupe</p>	<p>2.0-3.2</p>	<p>08/69-07/89</p>	<p>Fitting Position: Left Front Operating Mode: Manual</p>
 <p>Window lifter, right. For models before 1977 window lifter rail 91154205800 and rubber ply 91154249140 is required</p>	<p>1688100580 For reference: 91154293003</p>	<p>Porsche 911 Coupe</p>	<p>2.0-3.2</p>	<p>07/69-07/89</p>	<p>Fitting Position: Right Front Operating Mode: Manual</p>
 <p>Electric window lifter without motor, left</p>	<p>1688100670 For reference: 91154200340 91154200341 91154200342</p>	<p>Porsche 911 Targa</p>	<p>2.7-3.3</p>	<p>08/73-07/89</p>	<p>Fitting Position: Left Front Supplementary Article/ Supplementary Info: without electric motor Operating Mode: Electric</p>

Description	Item no.	Application	Engine	Year	Criteria / Information
 <p>Electric window lifter without motor, right</p>	<p>1688100680 <i>For reference:</i> 91154200440 91154200441 91154200442</p>	<p>Porsche 911 Targa</p>	<p>2.7-3.3</p>	<p>08/73-07/89</p>	<p>Fitting Position: Right Front Supplementary Article/ Supplementary Info: without electric motor Operating Mode: Electric</p>
 <p>Window winder handle, black, left/right</p>	<p>1688300100 <i>For reference:</i> 91154247101 91154247103</p>	<p>Porsche 911</p>	<p>2.7-3.3</p>	<p>08/73-07/83</p>	<p>Fitting Position: both sides Colour: black</p>
 <p>Window winder handle, chrome, left/right</p>	<p>1688300200 <i>For reference:</i> 91154247100 91154247101 91154247102</p>	<p>Porsche 911</p>	<p>2.7-3.3</p>	<p>08/73-07/83</p>	<p>Fitting Position: both sides Colour: chrome</p>
 <p>Plastic cover for window winder handle, left/right</p>	<p>1688350100 <i>For reference:</i> 90154248220</p>	<p>Porsche 911 Porsche 912</p>	<p>2.0-3.3 1.6</p>	<p>10/64-07/83 01/65-02/70</p>	<p>Trim Level: Cover for handle Fitting Position: both sides Material: Plastic Colour: black</p>
 <p>Rearview mirror, chrome</p>	<p>1689200200 <i>For reference:</i> 90173101020 91473101411</p>	<p>Porsche 911</p>	<p>2.0-3.0</p>	<p>08/66-07/77</p>	<p>Colour: chrome</p>

Description	Item no.	Application	Engine	Year	Criteria / Information
 <p>Rearview mirror, black</p>	1689200300 <i>For reference:</i> 477857511A 477857511A01C	Porsche 911 Porsche 924S Porsche 944 Porsche 959 Porsche 964 Porsche 968 Porsche 993	3.0-3.3 2.5 2.5-3.0 2.8 3.3-3.6 3.0 3.6-3.8	08/77-07/89 08/85-07/88 08/84-07/91 01/86-04/91 12/88-06/94 06/91-11/95 10/93-09/97	Mounting Type: Clipped
 <p>Button bracket for rear view mirror</p>	1689250100 <i>For reference:</i> 477845043	Porsche 911 Porsche 924 Porsche 928 Porsche 944 Porsche 964 Porsche 968 Porsche 993	3.0-3.3 2.0-2.5 5.0-5.4 2.5-3.0 3.3-3.6 3.0 3.6-3.8	08/77-07/89 11/75-08/89 09/85-08/91 06/81-07/91 12/88-06/94 06/91-11/95 10/93-09/97	Specification: Bracket for mirror
 <p>Boot carpet set, black</p>	1689500310 <i>For reference:</i> 91155104502	Porsche 911 (w.out brake booster) Porsche 911 Turbo (w.out brake booster)	2.7-3.0 3.0	08/73-07/76 01/75-07/76	Brake Caliper Colour: black Quantity: 3 Braking System: for vehicles without brake booster
 <p>Boot carpet set, black</p>	1689500410 <i>For reference:</i> 91155104503 93055104500	Porsche 911 (w. brake booster) Porsche 911 Turbo (w. brake booster)	2.7-3.2 3.0-3.3	08/76-07/85 08/76-07/85	Brake Caliper Colour: black Quantity: 3 Braking System: for vehicles with brake booster
 <p>Roof inner liner set, vinyl, white (without sunroof)</p>	1689500510 <i>For reference:</i> 91155505501	Porsche 911 Coupe Porsche 964 Coupe	2.0-3.3 3.3-3.6	08/68-07/89 07/89-09/93	Colour: white Vehicle Equipment: for vehicles without sunroof Quantity Unit: Kit




Description	Item no.	Application	Engine	Year	Criteria / Information
 <p>Roof inner liner set, vinyl, black (without sunroof)</p>	<p>1689500610 For reference: 96455505500</p>	<p>Porsche 911 Coupe Porsche 964 Coupe</p>	<p>2.0-3.3 3.3-3.6</p>	<p>08/68-07/89 07/89-09/93</p>	<p>Colour: black Vehicle Equipment: for vehicles without sunroof Quantity Unit: Kit</p>
 <p>Roof inner liner set, vinyl, white (with sunroof)</p>	<p>1689500710 For reference: 91155505511</p>	<p>Porsche 911 Coupe Porsche 964 Coupe</p>	<p>2.0-3.3 3.3-3.6</p>	<p>08/68-07/89 07/89-09/93</p>	<p>Colour: white Vehicle Equipment: for vehicles without sunroof Quantity Unit: Kit</p>
 <p>Roof inner liner set, vinyl, black (with sunroof)</p>	<p>1689500810 For reference: 91155505515</p>	<p>Porsche 911 Coupe Porsche 964 Coupe</p>	<p>2.0-3.3 3.3-3.6</p>	<p>08/68-07/89 07/89-09/93</p>	<p>Colour: black Vehicle Equipment: for vehicles with sunroof Quantity Unit: Kit</p>
 <p>Stud plate for boot carpet retainer "Male"</p>	<p>1689550100 For reference: 91150307500</p>	<p>Porsche 911 Porsche 912 Porsche 964</p>	<p>2.0-3.3 1.6 3.3-3.6</p>	<p>10/64-07/89 01/65-02/70 12/88-06/94</p>	<p>Fitting Position: Front Trim Level: Carpet retainer Trim Level: Stud plate</p>
 <p>Retaining bar for lining, metal</p>	<p>1689550200 For reference: 477885761 90155580120</p>	<p>Porsche 356 / Porsche 911 Porsche 924 Porsche 928 Porsche 944</p>	<p>1.1-1.5 2.0-3.0 2.0-2.5 4.5-5.4 2.5</p>	<p>01/50-12/55 10/64-07/78 11/75-08/89 09/77-11/95 06/81-07/85</p>	<p>Trim Level: Retainer for lining Material: Metal</p>


Description	Item no.	Application	Engine	Year	Criteria / Information
 <p>Traverse strut set for roof lining, stainless steel, 4 pieces</p>	1689550510 <i>For reference:</i> 90155551320	Porsche 911 Coupé Porsche 964 Coupé Porsche 993 Coupé	2.0-3.3 3.3-3.6 3.6-3.8	10/64-07/89 12/88-09/93 10/93-09/97	Trim Level: Traverse strut set Quantity Unit: Set Quantity: 4
 <p>Stud plate set "Male and Female" for boot carpet retainer, 8 pieces</p>	1689550710 <i>For reference:</i> 91150307500	Porsche 911 Porsche 912 Porsche 964	2.0-3.3 1.6 3.3-3.6	10/64-07/89 01/65-02/70 12/88-06/94	Fitting Position: Front Trim Level: "He and She" Trim Level: Carpet retainer Trim Level: Stud plate set Quantity: 8
 <p>Rubber end for headliner wire</p>	1689551100 <i>For reference:</i> 64455551500	Porsche 356 B/C coupe Porsche 911 coupe Porsche 964 coupe Porsche 993 coupe	1.6 2.0-3.3 3.3-3.6 3.6-3.8	01/59-12/65 10/64-07/89 12/88-09/93 10/93-09/97	Trim Level: Rubber ends
 <p>3-point seat belt with automatic retractor, left/right. Fits LHD vehicles. With E-mark</p>	1689600100 <i>For reference:</i> 1008600585 91180306101 91180312602 92880312609 A1008600585	Mercedes Pagoda (W113) Porsche 911 Porsche 912E Porsche 914 Porsche 928	2.3-2.8 2.7-3.2 2.0 1.7-2.0 4.5-5.0	01/63-03/71 08/73-07/85 09/75-12/76 08/72-02/76 09/77-12/86	Left-/right-hand drive vehicles: for left-hand drive vehicles Fitting Position: both sides Registration Type: ECE approved
 <p>Cover for seal belt anchor plate, rear, black</p>	1689650400 <i>For reference:</i> 477857750B	Porsche 911 Porsche 924 Porsche 944/2 Porsche 964 Porsche 964 Cabrio Porsche 993 Cabrio	3.0-3.3 2.0-2.5 2.5-3.0 3.6 3.3-3.6 3.6-3.8	07/77-07/89 11/75-08/89 08/88-07/91 12/88-07/89 08/89-06/94 07/94-09/07	Trim Level: Anchor plate cover Fitting Position: Rear Colour: black


Description	Item no.	Application	Engine	Year	Criteria / Information
 <p>Sun visor set, black/cream, left/right</p>	<p>1689800110 <i>For reference:</i> 911798031 91173103102 91173103202</p>	<p>Porsche 911 Coupe</p>	<p>2.0-3.0</p>	<p>08/68-07/77</p>	<p>Quantity Unit: Set Colour: black Colour: Cream</p>
 <p>Sun visor set, black/black, left/right</p>	<p>1689800210 <i>For reference:</i> 911798032 91173103129 91173103208 91173133000 91173133002</p>	<p>Porsche 911 Coupe</p>	<p>2.0-3.0</p>	<p>08/68-07/77</p>	<p>Quantity Unit: Set Colour: black</p>
 <p>Sun visor set, black/black, left/right</p>	<p>1689800310 <i>For reference:</i> 911798042 91173103142 91173103242</p>	<p>Porsche 911 Targa</p>	<p>2.0-3.0</p>	<p>08/68-07/77</p>	<p>Quantity Unit: Set Colour: black</p>
 <p>Boot trim against dashboard</p>	<p>1689802600 <i>For reference:</i> 91155106700 91155106704</p>	<p>Porsche 911 Porsche 911 Turbo Porsche 912</p>	<p>2.0-2.7 3.0 1.6</p>	<p>08/68-07/76 01/75-07/76 08/68-02/70</p>	<p>Fitting Position: Dashboard</p>
 <p>Interior door panel, vinyl, black, left</p>	<p>1689802770 <i>For reference:</i> 91155503100 91155503106 91155503128</p>	<p>Porsche 911</p>	<p>2.7-3.3</p>	<p>08/73-07/89</p>	<p>Fitting Position: Left Colour: black</p>

Description	Item no.	Application	Engine	Year	Criteria / Information
 <p>Interior door panel, vinyl, black, right</p>	<p>1689802780 <i>For reference:</i> 91155503200 91155503206 91155503228</p>	<p>Porsche 911</p>	<p>2.7-3.3</p>	<p>08/73-07/89</p>	<p>Fitting Position: Right Colour: black</p>
 <p>Clip for sun visor, black, left/right</p>	<p>1689803200 <i>For reference:</i> 91173133100</p>	<p>Porsche 911 Coupe Porsche 928 Porsche 964 Coupe Porsche 993 Coupe</p>	<p>2.2-3.3 4.5-5.4 3.3-3.6 3.6-3.8</p>	<p>08/70-07/89 09/77-11/95 12/88-06/94 10/93-09/97</p>	<p>Fitting Position: both sides Colour: black</p>
 <p>Vent trim, front window, left</p>	<p>1689803370 <i>For reference:</i> 90155240900 91155240900</p>	<p>Porsche 911</p>	<p>2.0-3.3</p>	<p>10/64-07/85</p>	<p>Fitting Position: Left</p>
 <p>Vent trim, front window, right</p>	<p>1689803380 <i>For reference:</i> 90155241000 91155241000</p>	<p>Porsche 911</p>	<p>2.0-3.3</p>	<p>10/64-07/85</p>	<p>Fitting Position: Right</p>
 <p>Door package box with black textile, left</p>	<p>1689803870 <i>For reference:</i> 91155503702 91155503704</p>	<p>Porsche 911</p>	<p>2.7-3.3</p>	<p>08/73-07/89</p>	<p>Trim Level: Door package box Fitting Position: Left Front Colour: black Material: Plastic Material: Textile</p>








Description	Item no.	Application	Engine	Year	Criteria / Information
 <p>Door package box with black textile, right</p>	<p>1689803880 <i>For reference:</i> 91155503802 91155503804</p>	<p>Porsche 911</p>	<p>2.7-3.3</p>	<p>08/73-07/89</p>	<p>Trim Level: Door package box Fitting Position: Right Front Colour: black Material: Plastic Material: Textile</p>
 <p>Bushing for door panel/ dashboard clip</p>	<p>1689804600 <i>For reference:</i> 99959131140</p>	<p>Porsche 911 Porsche 912 Porsche 914</p>	<p>2.0-3.3 1.6 1.7-2.0</p>	<p>10/64-07/85 01/65-02/70 01/69-02/76</p>	<p>Trim Level: Bushing, door panel</p>
 <p>Guide for door lock knob, rubber</p>	<p>1689805100 <i>For reference:</i> 90153148122</p>	<p>Porsche 911 Porsche 912</p>	<p>2.0-3.0 1.6-2.0</p>	<p>10/64-07/76 01/65-02/70</p>	<p>Material: Rubber</p>
 <p>Seat cover set for driver and passenger seat, vinyl</p>	<p>1689805910 <i>For reference:</i> EQ865100</p>	<p>Porsche 911</p>	<p>2.7-3.3</p>	<p>08/73-07/89</p>	<p>Fitting Position: Driver side Fitting Position: Passenger Side Material: PVC</p>
 <p>Sun visor holder, left/right</p>	<p>1689806200 <i>For reference:</i> 91173132000 96473132000</p>	<p>Porsche 911 Coupe Porsche 964 Coupe</p>	<p>2.0-3.3 3.3-3.6</p>	<p>08/69-07/89 12/88-09/93</p>	<p>Fitting Position: both sides</p>

Description	Item no.	Application	Engine	Year	Criteria / Information
 <p>Cover for boot with cutout for brake booster, grey</p>	<p>1689808000 <i>For reference:</i> 91155106703 91155106705 91155506705</p>	<p>Porsche 911 (with brake booster)</p>	<p>3.0-3.2</p>	<p>08/77-07/89</p>	<p>Braking System: for vehicles with brake booster Colour: grey</p>
 <p>Interior door panel set without lining, with cut-outs, left/right</p>	<p>1689808110 <i>For reference:</i> 91155503100 91155503200 DAN55503128 DAN91155503128</p>	<p>Porsche 911</p>	<p>2.7-3.3</p>	<p>08/73-07/89</p>	<p>Fitting Position: both sides Specification: Without vinyl Quantity Unit: Set</p>
 <p>Knee pad set under dashboard including ash tray handle, black, 3 pieces kit</p>	<p>1689809910 <i>For reference:</i> 90155203527 90155203528 90155203627 90155203628 90155205025 90199803627</p>	<p>Porsche 911 Porsche 912</p>	<p>2.0-3.3 1.6</p>	<p>08/68-07/84 08/68-02/70</p>	<p>Trim Level: Knee pad set</p>
 <p>Support set for seat rails</p>	<p>1689810110 <i>For reference:</i> 90152119100 90152119200</p>	<p>Porsche 911 Porsche 912</p>	<p>2.0-3.0 1.6</p>	<p>10/64-07/80 01/65-02/70</p>	<p>Trim Level: Support, seat rail Fitting Position: Left Front Fitting Position: Right Front Quantity Unit: Set</p>
 <p>Turning knob with cover for seat back adjustment, black, left/right</p>	<p>1689810200 <i>For reference:</i> 91152138100 91152138102 91152138300</p>	<p>Porsche 911 Porsche 924 Porsche 928 Porsche 944</p>	<p>2.7-3.3 2.0-2.5 4.5-5.4 2.5</p>	<p>08/73-07/83 11/75-08/89 09/77-11/95 06/81-07/85</p>	<p>Colour: black</p>

Description	Item no.	Application	Engine	Year	Criteria / Information
 <p>Air distributor grille below dashboard, left/right. 2 pieces needed per car</p>	<p>1689813600 <i>For reference:</i> 90157134832 91157134701 91157134801</p>	<p>Porsche 911 Porsche 912 Porsche 912E</p>	<p>2.0-3.3 1.6 2.0</p>	<p>08/69-07/89 08/69-02/70 09/75-12/76</p>	<p>Fitting Position: Lower Required quantity: 2</p>
 <p>Dashboard delete panel set. Made of polished aluminium</p>	<p>1689813710 <i>For reference:</i> EQ898100</p>	<p>Porsche 911 Porsche 912 Porsche 912E</p>	<p>2.0-3.3 1.6 2.0</p>	<p>10/64-07/89 01/65-02/70 09/75-12/76</p>	<p>Specification: Delete panel set Surface: Polished</p>
 <p>Air vent in dashboard, left, black</p>	<p>1689814070 <i>For reference:</i> 91155207100</p>	<p>Porsche 911</p>	<p>2.7-3.3</p>	<p>08/73-07/89</p>	<p>Fitting Position: Dashboard Fitting Position: Left</p>
 <p>Air vent in dashboard, right, black</p>	<p>1689814080 <i>For reference:</i> 91155207200</p>	<p>Porsche 911</p>	<p>2.7-3.3</p>	<p>08/73-07/89</p>	<p>Fitting Position: Dashboard Fitting Position: Right</p>
 <p>Picture coming soon</p> <p>Interior door panel set without lining, left/right</p>	<p>1689814810 <i>For reference:</i> EQ855300 91155503100 91155503200</p>	<p>Porsche 911</p>	<p>2.7-3.3</p>	<p>08/73-07/89</p>	<p>Fitting Position: both sides Quantity Unit: Set Specification: Without lining</p>

Description	Item no.	Application	Engine	Year	Criteria / Information
 <p>Picture coming soon</p> <p>Seat cover set for one front seat, black vinyl, left/right. Fits G-model style seat (early model)</p>	<p>1689815010 <i>For reference:</i> EQ865090 91152107200</p>	<p>Porsche 911</p>	<p>2.7-3.0</p>	<p>08/73-07/84</p>	<p>Fitting Position: both sides Colour: black Material: Vinyl Quantity Unit: Set</p>

STEERING & SUSPENSION

Description	Item no.	Application	Engine	Year	Criteria / Information
 <p>Retaining spring washer for handbrake and gas springs for bonnet and tailgate</p>	8101200500 <i>For reference:</i> N0126452 N0126452 ♦ Jopex 	Porsche 911 Porsche 928 Porsche 964 Porsche 993 VW Transporter T2 VW Transporter T3	2.0-3.3 4.5-5.4 3.3-3.6 3.6-3.8 1.6-2.0 1.6-2.1 (incl. D)	10/64-07/89 09/77-11/95 12/88-09/93 10/93-09/97 08/72-07/79 05/79-07/92	Trim Level: Retaining spring
 <p>Auxiliary support for cars with shock absorber strut, front, aluminium</p>	164000308 <i>For reference:</i> PM-O510-0 90134101303 91134101310 	Porsche 911 Porsche 912 Porsche 914	2.0-3.3 1.6-2.0 1.7-2.0	08/68-07/89 01/65-12/76 01/69-02/76	Fitting Position: Front Axle
 <p>Strut for auxiliary support</p>	1640050200 <i>For reference:</i> 93034103101 93034103102	Porsche 911 Turbo	3.0-3.3	01/75-07/89	Fitting Position: Front Axle Rod/Strut: Pressure Rod
 <p>Strut for auxiliary support in aluminum. 2 pieces needed per car.</p>	1640050300 <i>For reference:</i> 90134101303 91134101305 91134103100 91134103101	Porsche 911 (not Turbo) Porsche 912 E	2.7-3.2 2.0	08/73-07/89 09/75-12/76	Fitting Position: Front Axle Rod/Strut: Pressure Rod
 <p>Wishbone, front, left</p>	1640100270 <i>For reference:</i> 91134190101	Porsche 911 (not Turbo)	2.7-3.2	08/73-07/89	Fitting Position: Left Front Control/Trailing Arm Type: Control Arm

STEERING & SUSPENSION

Description	Item no.	Application	Engine	Year	Criteria / Information
 <p>Wishbone, front, right</p>	1640100280 <i>For reference:</i> 91134190201	Porsche 911 (not Turbo)	2.7-3.2	08/73-07/89	Fitting Position: Right Front Control/Trailing Arm Type: Control Arm
 <p>Protective bracket for wishbone, front</p>	1640150100 <i>For reference:</i> 90134115900	Porsche 911 Porsche 911, right Porsche 912	2.0-2.4 2.7-3.3 1.6	08/67-07/73 08/73-07/89 08/67-02/70	Trim Level: Protective bracket Fitting Position: Front
 <p>Protective bracket for track control arm, left</p>	1640150370 <i>For reference:</i> 91134103700 91134103701 91134103702	Porsche 911	2.7-3.3	08/73-07/89	Fitting Position: Front Axle Left
 <p>Control arm bushing set, front, 4 pcs.</p>	1640200110 <i>For reference:</i> 90134142102 90134142103	Porsche 911 (not Turbo)	2.0-3.2	08/68-07/89	Fitting Position: Front Axle Quantity Unit: Set Quantity: 4
 <p>Picture coming soon</p> <p>Ball joint, left/right, 2 pieces needed per car</p>	1640300200 <i>For reference:</i> 91134104901 91134104905	Porsche 911 Porsche 912 Porsche 914	2.0-3.3 1.6 1.7-2.0	08/68-07/89 08/68-02/70 08/71-02/76	Fitting Position: Front Axle Left Fitting Position: Front Axle Right Fitting Position: Lower Control/Trailing Arm Type: for control arm Required quantity: 2

STEERING & SUSPENSION

Description	Item no.	Application	Engine	Year	Criteria / Information
 <p>Ball joint, left/right, 2 pieces needed per car</p>	1640300203 <i>For reference:</i> 91134104901 91134104905	Porsche 911 Porsche 912 Porsche 914	2.0-3.3 1.6 1.7-2.0	08/68-07/89 08/68-02/70 08/71-02/76	Fitting Position: Front Axle Left Fitting Position: Front Axle Right Fitting Position: Lower Control/Trailing Arm Type: for control arm Required quantity: 2
 <p>Threaded lock pin for ball joint, left/right, 2 pieces needed per car</p>	1640350100 <i>For reference:</i> 91134111906 91134111907	Porsche 911 Porsche 912 Porsche 914	2.0-3.3 1.6 1.7-2.0	08/68-07/89 08/68-02/70 08/71-02/76	Fitting Position: Front Axle both sides Trim Level: Threaded lock pin Required quantity: 2
 <p>Connecting link for anti roll bar, front</p>	1640400300 <i>For reference:</i> 90134307603	Porsche 911 Porsche 911 Turbo Porsche 912	2.0-2.7 3.0 1.6	10/64-07/73 01/75-12/77 01/65-02/70	Fitting Position: Front Axle Left Fitting Position: Front Axle Right Rod/Strut: Coupling Rod
 <p>Grommet for connecting link, 4 pieces needed per car</p>	1640450100 <i>For reference:</i> 90134378300	Porsche 911 Porsche 911 Turbo Porsche 914	2.0-2.4 3.0 1.7-2.0	10/64-07/73 01/75-12/77 01/69-02/76	Fitting Position: Front Axle both sides Required quantity: 4
 <p>Anti roll bar, front, 20 mm</p>	1640500200 <i>For reference:</i> 91134370310	Porsche 911	2.7-3.2	08/73-07/85	Fitting Position: Front Diameter [mm]: 20

STEERING & SUSPENSION






Description	Item no.	Application	Engine	Year	Criteria / Information
 <p>Anti roll bar, front, 18 mm</p>	1640500400 <i>For reference:</i> 91134370500	Porsche 911 Turbo	3.0	01/75-12/77	Fitting Position: Front Axle Diameter [mm]: 18
 <p>Anti roll bar mounting plate, 2 pieces needed per car</p>	1640550100 <i>For reference:</i> 90134375401	Porsche 911 Porsche 911 Turbo Porsche 912	2.0-2.4 3.0 1.6	10/64-07/73 01/75-12/77 01/65-02/70	Fitting Position: Front Axle both sides Required quantity: 2
 <p>Grommet for anti roll bar, front, Ø20 mm, 4 pieces needed per car</p>	1640600200 <i>For reference:</i> 91134379203	Porsche 911	2.7-3.2	07/73-07/85	Fitting Position: Front Diameter [mm]: 20 Required quantity: 4
 <p>Grommet for anti roll bar, front, Ø22 mm, 4 pieces needed per car</p>	1640600300 <i>For reference:</i> 91134388100	Porsche 911	3.2-3.3	08/83-07/89	Fitting Position: Front Diameter [mm]: 22 Required quantity: 4
 <p>Grommet for anti roll bar, front, Ø16 mm, 4 pieces needed per car</p>	1640600400 <i>For reference:</i> 91134379202	Porsche 911	2.7	08/73-07/77	Fitting Position: Front Diameter [mm]: 16 Required quantity: 4

Description	Item no.	Application	Engine	Year	Criteria / Information
 <p>Locking plate for ball joint, front, left/right</p>	1641000100 <i>For reference:</i> 90134142600	Porsche 911 Porsche 914	2.0-3.3 1.8-2.0	09/68-07/89 08/71-02/76	Fitting Position: Front Axle both sides
 <p>Grooved nut for ball joint, left/right</p>	1641000200 <i>For reference:</i> 90134142500	Porsche 911 Porsche 914	2.0-3.3 1.7-2.0	09/68-07/89 01/69-02/76	Fitting Position: both sides Bolt/Nut Version: Groove Nut
 <p>Wheel bearing, front, inner</p>	8141200300 <i>For reference:</i> 405210003 0009815805 0328018 11055119 211405625 211405625 2114056251 2114056251 328018 40210A0100 Jopex	Mercedes /8 (W114) Mercedes /8 (W115) Mercedes Cabriolet (W111) Mercedes Heckflosse (W111 W12) Mercedes Pagoda (W113) Mercedes SL (R107) Mercedes SL Coupe (C107) Porsche 356 C Porsche 911 Porsche 912 Porsche 914/6 Porsche 924 S Porsche 924 Turbo Porsche 944 VW Transporter T2	2.3-2.8 2.0-3.0 (incl. D) 3.5 2.2-2.3 2.3-2.8 2.8-5.0 2.8-5.0 1.6 2.0-3.3 1.6 2.0 2.5 2.0 2.5-3.0 1.6-2.0	01/68-11/76 01/68-01/77 01/69-12/71 08/59-01/68 01/63-03/71 05/71-08/89 01/72-09/81 01/63-12/65 10/64-07/89 01/65-02/70 11/69-12/73 08/85-07/88 06/80-10/86 06/81-07/91 08/67-07/79	Fitting Position: Front Axle both sides Fitting Position: inner
 <p>Wheel bearing, front, outer</p>	8141200600 <i>For reference:</i> 405210005 211405645 211405645 211405645D 211405645D 443505509 443505509 99905906500 Jopex	Porsche 356 C Porsche 911 Porsche 912 Porsche 914/6 Porsche 924 S Porsche 924 Turbo VW Transporter T2 VW Transporter T3	1.6 2.0-3.3 1.6 2.0 2.5 2.0 1.6-2.0 1.6/2.0	01/63-12/65 10/64-07/89 01/65-02/70 11/69-12/73 08/85-07/88 06/80-10/86 08/67-07/79 05/79-08/83	Fitting Position: Front Axle both sides Fitting Position: outer
 <p>Oil seal for wheel bearing, front, left/right</p>	1642000106 <i>For reference:</i> 477405641 99911307750	Porsche 911 Porsche 914/6 Porsche 924 S Porsche 924 Turbo/GT Porsche 928 Porsche 944 Porsche 968	2.0-3.3 2.0 2.5 2.0 4.7-5.4 2.5-3.0 3.0	10/64-07/89 11/69-12/73 09/85-07/88 06/80-10/86 08/83-11/95 06/81-07/91 06/91-11/95	Fitting Position: Front Axle both sides

STEERING & SUSPENSION

Description	Item no.	Application	Engine	Year	Criteria / Information
 <p>Grease cap for front wheel, left/right</p>	1642000200 <i>For reference:</i> 91134168400	Porsche 911 Porsche 928	2.7-3.2 4.5-5.4	08/73-07/89 09/77-07/91	Fitting Position: Front Fitting Position: both sides
 <p>Support washer for top mount, left/right</p>	1642350100 <i>For reference:</i> 90134162900	Porsche 911 Porsche 912 Porsche 914	2.0-3.3 1.6 1.7-2.0	10/64-07/89 01/65-02/70 01/69-02/76	Fitting Position: both sides Required quantity: 2
 <p>Suspension strut support bearing, front, left/right</p>	1642400400 <i>For reference:</i> 91134101800	Porsche 911 Porsche 914	2.0-3.3 1.7-2.0	08/68-07/89 01/69-02/76	Fitting Position: Front Axle Left Fitting Position: Front Axle Right
 <p>Rubber stop for shock absorber, front, left/right, 2 pieces needed per car</p>	1642600100 <i>For reference:</i> 90134330100	Porsche 911 (not Turbo) Porsche 914	2.0-3.2 1.7-2.0	10/64-07/89 01/69-02/76	Fitting Position: Front Axle Left Fitting Position: Front Axle Right Required quantity: 2
 <p>Drive shaft, complete with boots and bolts, rear, left/right, new</p>	1643100100 <i>For reference:</i> 91133203308 91133203309	Porsche 911 (not Turbo)	2.0-3.0	08/68-07/83	Fitting Position: Rear Axle Left Fitting Position: Rear Axle Right Supplementary Article/ Supplementary Info: with accessories New Part:

STEERING & SUSPENSION

Description	Item no.	Application	Engine	Year	Criteria / Information
 <p>Steering rack complete with boots, not power steering, new. Fits LHD vehicles</p>	1644200100 <i>For reference:</i> 91434701006	Porsche 911 Porsche 914	2.0-3.2 1.7-2.0	08/69-07/89 01/69-02/76	Operating Mode: Mechanical
 <p>Tie rod kit with boots, left/right</p>	1644400110 <i>For reference:</i> 93034703101 93034719102 93034731301 93034731302 93034732200 93039803101	Porsche 911	2.0-3.3	08/68-07/89	Fitting Position: Front Axle Left Fitting Position: Front Axle Right Supplementary Article/Info 2: with angled ball joint Supplementary Article/Info 2: with bellow
 <p>Tie rod end, left/right</p>	1644600100 <i>For reference:</i> 183419812 183419812 64434732202 91134732204	Porsche 911 (not Turbo) Porsche 914	2.0-3.2 1.7-2.0	10/63-07/89 01/69-02/76	Fitting Position: Front Axle Left Fitting Position: Front Axle Right Fitting Position: outer
 <p>Tie rod end, left/right</p>	1644600300 <i>For reference:</i> 93034732200	Porsche 911 Turbo	3.0-3.3	01/75-07/89	Fitting Position: Front Axle Left Fitting Position: Front Axle Right
 <p>Steering gear protection boot, left/right</p>	1644700106 <i>For reference:</i> 90134719102	Porsche 911 Porsche 912 Porsche 914	2.0-3.2 1.6 1.7-2.0	10/64-07/89 01/65-02/70 01/69-02/76	Fitting Position: Front Axle Left Fitting Position: Front Axle Right

STEERING & SUSPENSION

Description	Item no.	Application	Engine	Year	Criteria / Information
 <p>Steering gear protection boot, left/right</p>	1644700200 <i>For reference:</i> 93034719102	Porsche 911 Turbo	2.7 3.3	01/75-07/89	Fitting Position: Front Axle Left Fitting Position: Front Axle Right
 <p>Steering gear protection boot, top</p>	1644700300 <i>For reference:</i> 90134739301 90134739302	Porsche 911	2.0-3.3	10/64-07/89	Fitting Position: Upper
 <p>Retaining spring for steering gear protection boot</p>	1644750100 <i>For reference:</i> 90134730800	Porsche 911 Porsche 914	2.0-3.2 1.7-2.0	10/64-07/89 01/69-02/76	Trim Level: Retaining spring
 <p>Support for steering rack bellow, galvanized</p>	1644750200 <i>For reference:</i> 90134705602	Porsche 911 Porsche 914	2.0-3.0 1.7-2.0	08/68-07/77 01/69-02/76	Trim Level: Support for bellow Surface: Galvanized
 <p>Articulated bush, left/right</p>	1644800100 <i>For reference:</i> 91434705700	Porsche 911 (not Turbo) Porsche 914	2.0-3.2 1.7-2.0	10/64-07/89 01/69-02/76	Fitting Position: both sides Fitting Position: inner

Description	Item no.	Application	Engine	Year	Criteria / Information
 <p>Universal joint for steering gear</p>	1644950100 <i>For reference:</i> 93034702500 93034702504	Porsche 911 Porsche 914	2.0-3.3 1.7-2.0	08/69-07/89 01/69-02/76	
 <p>Picture coming soon</p> <p>Extension hub for steering wheel, black aluminium</p>	1645550100 <i>For reference:</i> EQ420100	Porsche 911	10/64-07/89	2.0-3.3	Material: Aluminium Colour: black
 <p>Horn button insulating bush</p>	8145550800 <i>For reference:</i> 321419779A 321419779A 321419779A Jopex	Porsche 911 Porsche 924 (Sports steering wheel) Porsche 928 Porsche 928 (for OE 92834708402) Porsche 944 Porsche 944 (4 spoke steering wheel) Porsche 959 Porsche 964 Porsche 968 VW Golf VW Golf Cabrio VW Jetta (old version) VW Scirocco (old version)	3.2-3.3 2.0 4.5-5.4 4.5-4.7 2.5-3.0 2.5 2.8 3.3-3.6 3.0 1.1-1.8 (incl. D) 1.1-1.8 1.1-1.8 (incl. D) 1.1-1.8	08/84-07/89 11/75-08/89 08/82-11/95 09/77-07/82 08/84-07/91 06/81-07/84 01/86-04/91 12/88-06/94 06/91-11/95 02/74-07/83 01/79-07/83 01/79-02/84 08/76-09/83	
 <p>Steering rack coupling, rubber</p>	1645600200 <i>For reference:</i> 90134720102	Porsche 911 Porsche 914	2.0-3.3 1.7-2.0	10/64-07/89 01/69-02/76	Material: Rubber
 <p>Intermediate steering shaft with joints</p>	1645600600 <i>For reference:</i> 91134721101 93034702500	Porsche 911 Porsche 912	2.0-3.3 1.6	08/68-07/89 08/68-02/70	Rod/Strut: Coupling Rod Supplementary Article/Info 2: with universal joint

STEERING & SUSPENSION

Description	Item no.	Application	Engine	Year	Criteria / Information
 <p>Bushing for steering shaft, rubber</p>	1645600700 <i>For reference:</i> 90134722303	Porsche 911 Porsche 912 Porsche 914	2.0-3.3 1.6 1.7-2.0	10/64-07/89 01/65-02/70 01/69-02/76	Fitting Position: Lower Material: Rubber
 <p>Shear bolt for steering column, short, 3 pieces needed per car</p>	1645601000 <i>For reference:</i> 90134775300	Porsche 911 Porsche 912 Porsche 964 Porsche 993	2.0-3.3 1.6 3.3-3.6 3.6-3.8	08/68-07/89 08/68-02/70 12/88-06/94 10/93-09/97	Trim Level: Shear bolt Shape: Short Required quantity: 3
 <p>Retaining spring for steering gear boot, outer</p>	1645601400 <i>For reference:</i> 90134730900	Porsche 911 Porsche 912 Porsche 914	2.0-3.3 1.6 1.7-2.0	10/64-07/89 01/65-02/70 01/69-02/76	Fitting Position: both sides Fitting Position: outer
 <p>Bushing with needle roller bearing for steering shaft</p>	1645601500 <i>For reference:</i> 91134702901	Porsche 911 Porsche 912 Porsche 914	2.0-3.3 1.6 1.7-2.0	10/64-07/89 01/65-02/70 01/69-02/76	Supplementary Article/Info 2: with ball bearing
 <p>Tab washer for steering rack, 2 pieces needed per car</p>	1645650200 <i>For reference:</i> 90134724800	Porsche 911 Porsche 912 Porsche 914	2.0-3.3 1.6 1.7-2.0	10/64-07/89 01/65-02/70 01/69-02/76	Trim Level: Tab washer Required quantity: 2






STEERING & SUSPENSION

Description	Item no.	Application	Engine	Year	Criteria / Information
 <p>Rear axle support, left/right</p>	1650250100 <i>For reference:</i> 90133300301 90133300309 91133300900 91133300905	Porsche 911 Porsche 911 Turbo	2.0-3.2 3.0-3.3	08/68-07/86 01/75-07/88	Fitting Position: Rear Axle both sides not for transmission code: G50 Specification: 72-74 N/mm ² Shore
 <p>Rear axle support, left/right. Fits G50 transmission</p>	1650250500 <i>For reference:</i> 91133300902 91133300906	Porsche 911 Porsche 911 Turbo	3.2 3.3	08/86-07/89 08/88-07/89	Fitting Position: both sides Transmission ID: G50
 <p>Picture coming soon</p> <p>Eccentric bolt for rear spring plate, M16x1.5</p>	1650250600 <i>For reference:</i> 91133330300 91133330301	Porsche 911 Porsche 924 Porsche 944 Porsche 968	2.7-3.3 2.0 2.5-3.0 3.0	08/75-07/89 08/77-07/85 06/81-07/91 06/91-11/95	Fitting Position: Rear Axle Specification: For spring plate Thread Size: M16x1,5 Shape: eccentric
 <p>Control arm bushing for inner trailing arm. 4 pcs. required</p>	1650300100 <i>For reference:</i> 90133105900	Porsche 911 Porsche 912	2.0-3.3 1.6	10/64-07/89 01/65-02/70	Fitting Position: Rear Axle Left Fitting Position: Rear Axle Right Fitting Position: inner
 <p>Anti roll bar, rear, 18 mm</p>	1650400200 <i>For reference:</i> 91133370101	Porsche 911	2.7	08/73-06/77	Fitting Position: Rear Axle Diameter [mm]: 18

STEERING & SUSPENSION

Description	Item no.	Application	Engine	Year	Criteria / Information
 <p>Grommet for anti roll bar, rear, Ø18 mm, 4 pieces needed per car</p>	1650450200 <i>For reference:</i> 91133379300 91133379302 91133379305	Porsche 911	2.7-3.0	08/73-07/77	Fitting Position: Rear Diameter [mm]: 18
 <p>Grommet for anti roll bar, rear, Ø18 mm, 2 pieces needed per car</p>	1650450300 <i>For reference:</i> 477411313B	Porsche 911 Porsche 944 Porsche 964 Porsche 968 Porsche 993	3.0-3.3 2.5-3.0 3.3-3.6 3.0-3.3 3.6-3.8	08/77-07/89 01/85-07/91 12/88-06/94 06/91-11/95 10/93-09/97	Fitting Position: Rear Diameter [mm]: 18 Required quantity: 2
 <p>Clamp for anti roll bar grommet</p>	1650450400 <i>For reference:</i> 90133375301	Porsche 911 Porsche 912	2.0-3.0 1.6	10/64-07/77 01/65-02/70	Required quantity: 2
 <p>Bush for shock absorber and anti roll bar, rear, left/right, 2 pieces needed per car</p>	1650450500 <i>For reference:</i> 90134378200	Porsche 911 Porsche 911 Turbo Porsche 914/6	2.0-2.7 3.0 2.0	10/64-07/77 01/75-12/77 11/69-12/73	Fitting Position: Rear Axle both sides Required quantity: 2
 <p>Grommet for anti roll bar, rear, Ø20 mm, 2 pieces needed per car</p>	1650450600 <i>For reference:</i> 477411313C	Porsche 911 Porsche 911 Turbo Porsche 924 Porsche 944 Porsche 964 C2/C4 Porsche 993 C2/C4 Porsche 993 RS	3.2 3.3 2.5-2.5 2.5-3.0 3.6 3.6-3.8 3.8	08/83-07/89 09/86-08/89 11/75-08/89 06/81-07/91 06/91-06/94 10/93-09/97 06/95-09/97	Fitting Position: Rear Axle both sides Diameter [mm]: 20 Required quantity: 2

STEERING & SUSPENSION

Description	Item no.	Application	Engine	Year	Criteria / Information
 <p>Grommet for anti roll bar, rear, Ø21 mm, 2 pieces needed per car</p>	1650450700 <i>For reference:</i> 477411313D 477411313M	Porsche 911 Porsche 911 Turbo Porsche 964 C2/C4 Porsche 993 Turbo	3.2-3.3 3.0 3.6 3.6	08/83-07/89 01/75-12/77 12/88-06/94 03/95-09/97	Fitting Position: Rear Axle both sides Diameter [mm]: 21 Required quantity: 2
 <p>Drop link for anti roll bar, rear, left</p>	1650451270 <i>For reference:</i> 90133373100 90133373101	Porsche 911	2.0-3.0	10/64-07/77	Fitting Position: Rear Axle Left Trim Level: Drop link
 <p>Drop link for anti roll bar, rear, right</p>	1650451280 <i>For reference:</i> 90133373200 90133373201	Porsche 911	2.0-3.0	10/64-07/77	Fitting Position: Rear Axle Right Trim Level: Drop link
 <p>Mounting bracket for anti roll bar, rear</p>	1650451300 <i>For reference:</i> 91150198300	Porsche 911	3.0-3.3	08/77-07/89	Fitting Position: Rear Axle Left Fitting Position: Rear Axle Right Required quantity: 2
 <p>Mounting bracket for anti roll bar, rear</p>	1650451400 <i>For reference:</i> 91150118000 91150118000GRV	Porsche 911	2.0-3.0	08/71-07/77	Fitting Position: Rear Axle

STEERING & SUSPENSION








Description	Item no.	Application	Engine	Year	Criteria / Information
 <p>Connecting link for anti roll bar, rear, left</p>	1650500270 <i>For reference:</i> 93033307100 93033307101	Porsche 911	3.0-3.3	08/77-07/89	Fitting Position: Rear Axle Left Rod/Strut: Coupling Rod
 <p>Connecting link for anti roll bar, rear, right</p>	1650500280 <i>For reference:</i> 93033307200 93033307201	Porsche 911	3.0-3.3	08/77-07/89	Fitting Position: Rear Axle Right Rod/Strut: Coupling Rod
 <p>Spacer ring for rear axle</p>	1651000200 <i>For reference:</i> 90133110700	Porsche 911 Porsche 912	2.0-3.0 1.6	10/64-07/77 01/65-02/70	Trim Level: Spacer ring Fitting Position: Rear Axle
 <p>Wheel hub with wheel bolts, rear</p>	1651400300 <i>For reference:</i> 91133106500 91133106533 91133106539	Porsche 911 (not Turbo or Turbo Look)	2.7-3.2	08/73-07/89	Fitting Position: Rear Axle both sides Supplementary Article/Info 2: with wheel studs
 <p>Torsion bar cover, electro galvanized</p>	1652250200 <i>For reference:</i> 90133315300	Porsche 911 Porsche 912	2.0-3.3 1.6	10/64-07/89 01/65-02/70	Fitting Position: Rear Axle Surface: Electrogalvanized

STEERING & SUSPENSION

Description	Item no.	Application	Engine	Year	Criteria / Information
 <p>Torsion bar cover, metal/ rubber, outer, left/right, one side only</p>	1652250306 <i>For reference:</i> 90150407900	Porsche 911 Porsche 912	2.0-3.3 1.6	10/64-07/89 01/65-02/70	Fitting Position: outer Fitting Position: both sides
 <p>Seal for torsion bar cover, left/ right, one side only</p>	1652250400 <i>For reference:</i> 90150475901	Porsche 911 Porsche 912	2.0-3.3 1.6	10/64-07/85 01/65-02/70	Trim Level: Seal for cover Fitting Position: outer Fitting Position: both sides
 <p>Rubber sleeve for torsion bar</p>	1652250500 <i>For reference:</i> 90133319500	Porsche 911, inner/outer Porsche 911, inner/outer Porsche 911, outer Porsche 912, outer	2.0-2.7 2.7-3.3 2.0 1.6	08/67-07/73 08/73-07/89 10/64-07/67 01/65-02/70	Trim Level: Seal for torsion bar Material: Rubber
 <p>Spring plate with bushing, rear, left/right</p>	1652250700 <i>For reference:</i> 90133300301 90133300309	Porsche 911 Porsche 912	2.0-3.0 1.6	08/68-07/75 08/68-02/70	Fitting Position: Rear Axle both sides Supplementary Article/ Supplementary Info: with bush
 <p>Additional rubber spring, rear, left/right, 2 pieces needed per car</p>	1652250800 <i>For reference:</i> 91133330100	Porsche 911	2.0-3.3	08/71-07/89	Trim Level: Additional spring Fitting Position: Rear Axle Left Fitting Position: Rear Axle Right Required quantity: 2

STEERING & SUSPENSION






Description	Item no.	Application	Engine	Year	Criteria / Information
 <p>Adjustment lever for torsion bar end</p>	1652251000 <i>For reference:</i> 90134103300 90134103301	Porsche 911 Porsche 911 S/L Porsche 911 T/E/S Porsche 912 Porsche 914/6	2.7-3.3 2.0 2.0-2.4 1.6 2.0	08/73-07/89 09/67-08/68 09/69-07/73 09/67-08/68 11/69-12/73	Fitting Position: Front Axle Trim Level: Adjustment lever
 <p>Rubber sleeve set for torsion bar, outer, 2 pieces</p>	1652251110 <i>For reference:</i> 91133300900 DAN33300900 DAN91133300900	Porsche 911	2.0-3.3	08/68-07/89	Trim Level: Seal set, tors. bar Fitting Position: outer Material: Rubber
 <p>Foam seal for torsion bar adjuster</p>	1652251200 <i>For reference:</i> 90134147500	Porsche 911 Porsche 914	2.0-3.3 1.7-2.0	10/64-07/89 01/69-02/76	Fitting Position: Front
 <p>Drive shaft, complete with boots and bolts, rear, 479 mm</p>	1653100110 <i>For reference:</i> 93033203700	Porsche 911 Turbo Porsche 911 wide body	3.0-3.3 3.2	01/75-07/85 08/83-07/85	Fitting Position: Rear Axle Length [mm]: 476
 <p>Drive shaft, complete with boots and bolts, rear, 603 mm</p>	1653100410 <i>For reference:</i> 91133202415	Porsche 911	3.2	08/83-07/89	Fitting Position: Rear Axle Length [mm]: 603

Description	Item no.	Application	Engine	Year	Criteria / Information
 <p>Drive shaft, complete with boots and bolts, rear, 473.5 mm</p>	1653100510 <i>For reference:</i> 93033203704 93033203708 93033203710	Porsche 911 Turbo Porsche 911 Turbo Look	3.3 3.2	08/83-07/89 08/83-07/89	Fitting Position: Rear Axle Length [mm]: 473,5
 <p>Bolt set for 930 CV joint, 3/8", 24x2 1/4", external, 6 pieces</p>	1653450118 <i>For reference:</i> 16-2413-0 	Porsche 911 Turbo	3.0-3.3	01/75-07/89	Fitting Position: Rear Axle Bolt Head-/Nut Design: 12-Point Hex. Socket Bolt Head Diameter [mm]: 9,5 Quantity Unit: Set Quantity: 6
 <p>End cap for 930 CV joint</p>	1653550108 <i>For reference:</i> 87-5870-0 	Porsche 911 Turbo	3.0-3.3	01/75-07/89	Fitting Position: Rear Axle Diameter [mm]: 109,75 Bolt Hole Circle Ø [mm]: 10,9
 <p>Picture coming soon</p> <p>Axle boot set for CV joint, rear</p>	1653600110 <i>For reference:</i> 92333203700	Porsche 911 (not Turbo)	2.7-3.2	08/74-07/85	Fitting Position: Rear Axle
 <p>Axle boot set for CV joint, rear</p>	1653600112 <i>For reference:</i> 92333203700	Porsche 911 (not Turbo)	2.7-3.2	08/74-07/85	Fitting Position: Rear Axle

Description	Item no.	Application	Engine	Year	Criteria / Information
 <p>Axle boot set for 930 CV joint, Off-Road, rear</p>	1653600618 For reference: 86-9300-D 	Porsche 911 Turbo	3.0-3.3	01/75-07/89	Fitting Position: Rear Axle Version: Off-Road
 <p>Axle boot set for CV joint, rear</p>	1653600710 For reference: 92833292402	Porsche 911 Porsche 928 Porsche 964	3.2-3.3 4.7-5.0 3.3-3.6	08/84-07/89 08/83-11/95 12/88-06/94	Fitting Position: Rear Axle Supplementary Article/Info 2: with clamp
 <p>Boot for CV joint, High Speed 930</p>	1653600900 For reference:  	Porsche 911 Turbo	3.0-3.3	01/75-07/89	Fitting Position: Rear Axle Version: High Speed Outer Diameter [mm]: 108
 <p>Painted steel wheel, silvergrey, 6x15", 5 holes, ET36, OE design</p>	1660000100 For reference: 90136101500 90136101506	Porsche 356C Porsche 911 Porsche 911 Porsche 914/6 Porsche 944	1.6 2.0-2.4 2.7-3.0 2.0 2.5	01/63-12/65 08/67-07/73 08/73-07/77 11/69-12/73 06/81-07/85	Rim Size [inch]: 15 Rim Width [inch]: 6 Rim Hole Number: 5 Bolt Hole Circle Ø [mm]: 130 Offset (ET) [mm]: 36 Material: Steel Surface: Painted Colour: silver grey
 <p>Hub cap with 3 holes for Porsche badge, stainless steel S304, polished. Without badge. For standard wheels (not Fuchs)</p>	1660200200 For reference: 90136130104	Porsche 911 Porsche 914/6	2.0-3.0 2.0	10/64-06/77 11/69-12/73	Material: Stainless Steel Number of bores: 3



Description	Item no.	Application	Engine	Year	Criteria / Information
 Wheel nut, alu, black, M14x1.5	1660400100 For reference: 99918200336	Porsche 911 Porsche 924 Porsche 928 Porsche 944 Porsche 964 Porsche 968 VW 181 VW Baja VW Buggy VW Karmann Ghia VW Transporter T1 VW Transporter T2 VW Transporter T3 VW Type 1 VW Type 3 VW Type 4	2.0-3.3 2.0-2.5 4.5-5.4 2.5-3.0 3.3-3.6 3.0 1.5-1.6 1.2-1.6 1.2-1.6 1.2-1.6 1.2-1.5 1.6-2.0 1.6-2.1 (incl. D) 1.2-1.6 1.5-1.6 1.7-1.8	10/64-07/89 11/75-08/89 09/77-11/95 06/81-07/91 07/89-06/94 06/91-11/95 09/69-02/79 08/68-12/86 08/63-07/71 08/55-07/74 01/50-07/67 08/67-07/79 05/79-07/92 12/47-12/86 04/61-07/73 07/68-03/75	Thread Size: M14x1,5 Material: Aluminium Colour: black
 Wheel nut, alu, chrome, M14x1.5	1660400200 For reference: 99918200341	Porsche 911 Porsche 924 Porsche 928 Porsche 944 Porsche 964 Porsche 968 VW 181 VW Baja VW Buggy VW Karmann Ghia VW Transporter T1 VW Transporter T2 VW Transporter T3 VW Type 1 VW Type 3 VW Type 4	2.0-3.3 2.0-2.5 4.5-5.4 2.5-3.0 3.3-3.6 3.0 1.5-1.6 1.2-1.6 1.2-1.6 1.2-1.6 1.2-1.5 1.6-2.0 1.6-2.1 (incl. D) 1.2-1.6 1.5-1.6 1.7-1.8	10/64-07/89 11/75-08/89 09/77-11/95 06/81-07/91 07/89-06/94 06/91-11/95 09/69-02/79 08/68-12/86 08/63-07/71 08/55-07/74 01/50-07/67 08/67-07/79 05/79-07/92 12/47-12/86 04/61-07/73 07/68-03/75	Thread Size: M14x1,5 Material: Aluminium Colour: chrome
 Wheel bolt, 40 mm	1660400300 For reference: 90434167100	Porsche 911 (not Turbo) Porsche 914/6 Porsche 924 Porsche 944 Porsche 964 Porsche 968 Porsche 993	2.0-3.2 2.0 2.0-2.5 2.5-3.0 3.3-3.6 3.0 3.6-3.8	10/64-07/89 11/69-12/73 11/75-08/89 06/81-07/91 12/88-06/94 06/91-11/95 10/93-09/97	Length [mm]: 40
 Clamping nut for front wheel hub, 18x1 mm	1660400400 For reference: 91134167300	Porsche 911 Porsche 924S Porsche 928 Porsche 944 Porsche 968	2.0-3.3 2.5 4.5-5.4 2.5-3.0 3.0	08/69-07/89 09/85-07/88 09/77-11/95 06/81-07/91 06/91-11/95	Fitting Position: Front Axle Thread Size: 18x1
 Wheel nut, M14x1.5	1160400600 For reference: N0201121 90018200101 N..0201121 N0201121 N0201121 N0201121 • Jopex 	Porsche 356 /A/B/C Porsche 911 not Turbo Porsche 914 Porsche 924 VW Transporter T2 VW Transporter T3 front/rear	1.1-1.6 2.0-3.0 1.7-2.0 2.0 1.6-2.0 1.6-2.1 (incl. D)	01/50-12/65 07/66-07/83 01/69-02/76 01/72-08/89 08/70-07/79 05/79-07/92	Thread Size: M14x1.5 Material: Steel

Description	Item no.	Application	Engine	Year	Criteria / Information
 <p>Lug nut set, Porsche Style, zinc, M14x1.5 mm, ball seat, 5 pieces</p>	1160401918 <i>For reference:</i> 70-2860-0 90018200101 N0201121 N0201121 	Porsche 356 /A/B/C Porsche 911 Porsche 914 Porsche 924 VW Transporter T2 VW Transporter T3 front/rear	1.1-1.6 2.0-2.7 1.7-2.0 2.0 1.6-2.0 1.6-2.1 (incl. D)	01/50-12/65 07/66-06/77 01/69-02/76 01/72-08/89 08/67-07/79 05/79-07/92	Thread Size: M14x1.5 Material: Zinc Quantity Unit: Set Quantity: 5
 <p>Lug nut, Porsche Style, zinc, M14x1.5 mm, ball seat, bulk</p>	1160402008 <i>For reference:</i> 70-2860-7 90018200101 N020 112 1 N020 112 1 N0201121 N0201121 	Porsche 356 /A/B/C Porsche 911 Porsche 914 Porsche 924 VW Transporter T2 VW Transporter T3 front/rear	1.1-1.6 2.0-2.7 1.7-2.0 2.0 1.6-2.0 1.6-2.1 (incl. D)	01/50-12/65 07/66-06/77 01/69-02/76 01/72-08/89 08/67-07/79 05/79-07/92	Thread Size: M14x1.5 Material: Zinc Quantity Unit: Bulk
 <p>Wheel spacer set, 7 mm, without TÜV, 2 pieces</p>	1661000110 <i>For reference:</i> EQ601107	Porsche 911 Porsche 912 Porsche 964 Porsche 993	2.0-3.3 1.6 3.3-3.6 3.6-3.8	10/64-07/89 01/65-02/70 12/88-06/94 10/93-09/97	Quantity Unit: Set Thickness [mm]: 7 Registration Type: not ECE approved Quantity: 2
 <p>Wheel spacer set, 14 mm, 2 pieces</p>	1661000210 <i>For reference:</i> EQ601114	Porsche 911 Porsche 912 Porsche 964 Porsche 993	2.0-3.3 1.6 3.3-3.6 3.6-3.8	10/64-07/89 01/65-02/70 12/88-06/94 10/93-09/97	Quantity Unit: Set Quantity: 2 Thickness [mm]: 14
 <p>Wheel spacer with studs and nuts, 25 mm, 1 piece</p>	1661000300 <i>For reference:</i> EQ601125	Porsche 911 Porsche 912 Porsche 964 Porsche 993	2.0-3.3 1.6 3.3-3.6 3.6-3.8	10/64-07/89 01/65-02/70 12/88-06/94 10/93-09/97	Thickness [mm]: 25 Supplementary Article/Info 2: with bolts

Description	Item no.	Application	Engine	Year	Criteria / Information
 <p>Wheel spacer with studs and nuts, 38 mm, 1 piece</p>	1661000400 <i>For reference:</i> EQ601138	Porsche 911 Porsche 912 Porsche 964 Porsche 993	2.0-3.3 1.6 3.3-3.6 3.6-3.8	10/64-07/89 01/65-02/70 12/88-06/94 10/93-09/97	Thickness [mm]: 38 Supplementary Article/Info 2: with bolts
 <p>End bushing for torsion bar, left/right</p>	1682000800 <i>For reference:</i> 591053-1 91133101000 DAN33101001 DAN33101002 DAN91133101001 DAN91133101002 • Dansk ORIGINAL	Porsche 911	2.0-3.2	10/64-07/89	Fitting Position: both sides
 <p>Rear axle cross tube, new</p>	1682001800 <i>For reference:</i> 591053-0 91133101001 91133101002 91133101003 • Dansk ORIGINAL	Porsche 911	2.0-3.2	08/69-07/86	Fitting Position: Rear Axle Trim Level: Axle cross tube
 <p>Axle mounting, front, left</p>	1683150170 <i>For reference:</i> 591134-1 90150135901 90150135901GRV • Dansk ORIGINAL	Porsche 911	2.0-3.2	10/64-07/89	Fitting Position: Front Axle Left
 <p>Axle mounting, front, right</p>	1683150180 <i>For reference:</i> 591134-2 90150136001 90150136001GRV • Dansk ORIGINAL	Porsche 911	2.0-3.2	10/64-07/89	Fitting Position: Front Axle Right

Description	Item no.	Application	Engine	Year	Criteria / Information
 <p>Suspension stud (1 pcs.) for front floor section. 6 pcs. needed. To be welded</p>	1683150400 For reference: 591033-6 	Porsche 911	2.0-2.4	10/64-07/73	Fitting Position: Front Section Section: Front Section Required quantity: 6
 <p>Long positioning pin for front axle, standard models. 2 pieces needed per vehicle</p>	1683150900 For reference: 591034-9 	Porsche 911	2.0-3.2	10/64-07/89	Trim Level: Positioning pin long version: Fitting Position: Front Axle
 <p>Short positioning pin for front axle, turbo models. 2 pieces needed per vehicle</p>	1683151000 For reference: 591334-9 	Porsche 911 Turbo	3.0-3.3	01/75-07/89	Trim Level: Positioning pin short version: Fitting Position: Front Axle
 <p>Axle mounting, front, left</p>	1683151370 For reference: 591335-1 93050135901 	Porsche 911 Turbo	3.0-3.3	01/75-07/89	Fitting Position: Left Front
 <p>Axle mounting, front, right</p>	1683151380 For reference: 591335-2 93050136001 	Porsche 911 Turbo	3.0-3.3	01/75-07/89	Fitting Position: Right Front

STEERING & SUSPENSION

Description	Item no.	Application	Engine	Year	Criteria / Information
 <p data-bbox="92 524 336 555">Strut tower brace, carbon</p>	<p data-bbox="389 230 512 253">1684000500</p> <p data-bbox="389 253 528 297"><i>For reference:</i> EQ880102</p>	<p data-bbox="579 230 699 253">Porsche 911</p>	<p data-bbox="839 230 911 253">2.0-3.3</p>	<p data-bbox="1099 230 1219 253">10/64-07/89</p>	<p data-bbox="1238 230 1453 275">Fitting Position: Front Material: Carbon Fibre</p>
 <p data-bbox="92 857 336 902">Anti roll bar, front, 22 mm, black</p>	<p data-bbox="389 560 512 582">1684000700</p> <p data-bbox="389 582 528 627"><i>For reference:</i> 91134370313</p>	<p data-bbox="579 560 699 582">Porsche 911</p>	<p data-bbox="839 560 911 582">3.2-3.3</p>	<p data-bbox="1099 560 1219 582">08/85-07/89</p>	<p data-bbox="1238 560 1453 627">Fitting Position: Front Diameter [mm]: 22 Colour: black</p>




TRANSMISSION

Description	Item no.	Application	Engine	Year	Criteria / Information
 Engine/transmission mount	1617900100 <i>For reference:</i> 91137504300	Porsche 911 Porsche 912 Porsche 959	2.0-3.3 1.6 2.8	10/64-07/89 01/65-02/70 01/86-04/91	Fitting Position: Rear
 Engine/transmission mount, Heavy Duty	1617900101 <i>For reference:</i> 91137504300	Porsche 911 Porsche 912 Porsche 959	2.0-3.3 1.6 2.8	10/64-07/89 01/65-02/70 01/86-04/91	Fitting Position: Rear reinforced version: Bolt Head Diameter [mm]: 12 Thread Pitch [mm]: 15 Bolt Length [mm]: 75
 Clutch kit without clutch release bearing, 225 mm. Use release bearing 91511608280. Fits 915 gearbox	1630400310 <i>For reference:</i> 915116001KIT 91511600127 91511601122	Porsche 911	2.4-3.2	08/71-07/86	Diameter [mm]: 225 Number of Teeth: 20 Supplementary Article/Info 2: without clutch release bearing
 Slave cylinder for clutch	1630500100 <i>For reference:</i> 95011623704 95011623706 95011623707 95011623710 95011623711 95011623712	Porsche 911 Porsche 911 Turbo Porsche 964 C2/C4 Porsche 993 C2/C4/RS	3.2 3.3 3.6 3.6-3.8	08/86-07/89 08/88-07/89 08/88-06/94 10/93-09/97	
 Clutch fork shaft	1631000300 <i>For reference:</i> 95011671004	Porsche 911 Porsche 964 Porsche 993 Porsche 997 GT3/Turbo	3.2-3.3 3.3-3.6 3.6-3.8 3.6-3.8	08/86-07/89 12/88-06/94 10/93-09/97 05/09-12/12	Trim Level: Clutch fork shaft

Description	Item no.	Application	Engine	Year	Criteria / Information
 <p>Clutch shaft</p>	1631000400 <i>For reference:</i> 90142303500	Porsche 911 Porsche 912 Porsche 914	2.0-3.0 1.6 1.7-2.0	10/64-07/77 01/65-02/70 01/69-02/76	
 <p>Ball socket for gearshift lever</p>	1631500100 <i>For reference:</i> 91142413900	Porsche 911 man. Porsche 914 man.	2.0-3.3 1.7-2.0	10/64-07/89 01/69-02/76	Joint Type: Ball Joint Transmission Type: Manual Transmission
 <p>Friction ring for gearshift lever, nylon</p>	1631500200 <i>For reference:</i> 91442422400	Porsche 911 Porsche 911 Turbo Porsche 912 Porsche 914/6	2.0-3.2 3.0-3.3 1.6 2.0	08/68-07/86 01/75-07/87 08/68-02/70 11/69-07/71	Material: Nylon Version: Friction ring
 <p>Shift coupler bushing, manual transmission, black. 2 pieces needed per car</p>	1631500600 <i>For reference:</i> 91142422303 96442422300	Porsche 911 Porsche 912	2.0-3.3 1.6	10/64-07/85 01/65-02/70	Fitting Position: Lower Transmission Type: Manual Transmission Colour: black Required quantity: 2
 <p>Compensating sleeve for shift lever knob</p>	1631650200 <i>For reference:</i> 99953200100 99953200300	Porsche 911 Porsche 914	2.0-3.0 1.7-2.0	10/64-07/74 01/69-02/76	Trim Level: At shift knob






Description	Item no.	Application	Engine	Year	Criteria / Information
 <p>Boot for coupler shift linkage in transmission tunnel, outer</p>	<p>1631650400 For reference: 91142429400</p>	<p>Porsche 911 Porsche 911 Turbo</p>	<p>2.4-3.2 3.0-3.3</p>	<p>08/71-07/86 01/75-07/88</p>	<p>Fitting Position: outer</p>
 <p>Shift rod coupling with bushings</p>	<p>1631650700 For reference: 91142402404</p>	<p>Porsche 911 Porsche 911 Turbo</p>	<p>2.0-3.3 3.3</p>	<p>10/64-07/86 08/86-07/88</p>	<p>Supplementary Article/ Supplementary Info: with bush</p>
 <p>Boot for coupler shift linkage in transmission tunnel, inner</p>	<p>1631650800 For reference: 91142429200</p>	<p>Porsche 911 (not G50 transmission) Porsche 911 Turbo</p>	<p>2.4-3.2 3.0-3.3</p>	<p>08/71-07/86 01/75-07/88</p>	<p>Fitting Position: inner</p>
 <p>Gasket set for gearbox</p>	<p>1632000112 For reference: 91530091100 91530091101</p>	<p>Porsche 911 (not turbo)</p>	<p>2.4-3.2</p>	<p>08/71-07/89</p>	
 <p>Oil seal for gearshifter by the gearbox housing</p>	<p>1632100100 For reference: 99911318540</p>	<p>Porsche 911 Porsche 912</p>	<p>2.0-3.0 1.6</p>	<p>10/64-07/89 01/65-02/70</p>	<p>Fitting Position: at gearshift linkage</p>

Description	Item no.	Application	Engine	Year	Criteria / Information
 <p>Gear knob, 5 speed, glossy black</p>	1632200200 <i>For reference:</i> 91142407101	Porsche 911	2.7-3.2	08/73-07/86	Colour: black Colour: Glossy Number of Gears: 5 Speed
 <p>Boot for gear shift lever</p>	1632300100 <i>For reference:</i> 91142418101	Porsche 911	2.0-3.3	08/70-07/87	
 <p>Boot for gear shift lever, leather</p>	1632300200 <i>For reference:</i> 91142404700 911424047001AJ	Porsche 911	3.2-3.3	08/83-07/89	Material: Leather Colour: black
 <p>Drive shaft, complete with boots and bolts, rear, left/right, new</p>	1643100100 <i>For reference:</i> 91133203308 91133203309	Porsche 911 (not Turbo)	2.0-3.0	08/68-07/83	Fitting Position: Rear Axle Left Fitting Position: Rear Axle Right Supplementary Article/ Supplementary Info: with accessories New Part:
 <p>Drive shaft, complete with boots and bolts, rear, 479 mm</p>	1653100110 <i>For reference:</i> 93033203700	Porsche 911 Turbo Porsche 911 wide body	3.0-3.3 3.2	01/75-07/85 08/83-07/85	Fitting Position: Rear Axle Length [mm]: 476

Description	Item no.	Application	Engine	Year	Criteria / Information
 <p>Drive shaft, complete with boots and bolts, rear, 603 mm</p>	1653100410 <i>For reference:</i> 91133202415	Porsche 911	3.2	08/83-07/89	Fitting Position: Rear Axle Length [mm]: 603
 <p>Drive shaft, complete with boots and bolts, rear, 473.5 mm</p>	1653100510 <i>For reference:</i> 93033203704 93033203708 93033203710	Porsche 911 Turbo Porsche 911 Turbo Look	3.3 3.2	08/83-07/89 08/83-07/89	Fitting Position: Rear Axle Length [mm]: 473,5
 <p>Bolt set for 930 CV joint, 3/8", 24x2 1/4", external, 6 pieces</p>	1653450118 <i>For reference:</i> 16-2413-0 	Porsche 911 Turbo	3.0-3.3	01/75-07/89	Fitting Position: Rear Axle Bolt Head-/Nut Design: 12-Point Hex. Socket Bolt Head Diameter [mm]: 9,5 Quantity Unit: Set Quantity: 6
 <p>End cap for 930 CV joint</p>	1653550108 <i>For reference:</i> 87-5870-0 	Porsche 911 Turbo	3.0-3.3	01/75-07/89	Fitting Position: Rear Axle Diameter [mm]: 109,75 Bolt Hole Circle Ø [mm]: 10,9
 <p>Picture coming soon</p> <p>Axle boot set for CV joint, rear</p>	1653600110 <i>For reference:</i> 92333203700	Porsche 911 (not Turbo)	2.7-3.2	08/74-07/85	Fitting Position: Rear Axle

Description	Item no.	Application	Engine	Year	Criteria / Information
 <p>Axle boot set for CV joint, rear</p>	1653600112 <i>For reference:</i> 92333203700	Porsche 911 (not Turbo)	2.7-3.2	08/74-07/85	Fitting Position: Rear Axle
 <p>Axle boot set for 930 CV joint, Off-Road, rear</p>	1653600618 <i>For reference:</i> 86-9300-D 	Porsche 911 Turbo	3.0-3.3	01/75-07/89	Fitting Position: Rear Axle Version: Off-Road
 <p>Axle boot set for CV joint, rear</p>	1653600710 <i>For reference:</i> 92833292402	Porsche 911 Porsche 928 Porsche 964	3.2-3.3 4.7-5.0 3.3-3.6	08/84-07/89 08/83-11/95 12/88-06/94	Fitting Position: Rear Axle Supplementary Article/Info 2: with clamp
 <p>Boot for CV joint, High Speed 930</p>	1653600900 <i>For reference:</i>  	Porsche 911 Turbo	3.0-3.3	01/75-07/89	Fitting Position: Rear Axle Version: High Speed Outer Diameter [mm]: 108
 <p>Clutch cable, 2058 mm</p>	1670200203 <i>For reference:</i> 93042340105 93042340111	Porsche 911	3.0-3.3	03/74-07/87	Braking System: for vehicles with brake booster

TRANSMISSION

Description	Item no.	Application	Engine	Year	Criteria / Information
 <p>Clutch cable, 2096 mm</p>	1670200303 <i>For reference:</i> 91142340100	Porsche 911 Transm. 915.16/06	2.4-2.7	08/73-07/74	Length [mm]: 2096
 <p>Clutch cable, 2100 mm</p>	1670200403 <i>For reference:</i> 91142340103	Porsche 911 Transm. 915.40/43/45/48	2.7	08/75-06/77	Length [mm]: 2100
 <p>Clutch cable, 2080 mm</p>	1670200503 <i>For reference:</i> 91142340105	Porsche 911 Transm. 915.44/49/60/65	2.7-3.0	08/75-07/77	
 <p>Clutch cable, 2085 mm</p>	1670201103 <i>For reference:</i> 93042340106	Porsche 911 Turbo LHD Porsche 911 Turbo RHD	3.3 3.3	09/77-07/78 09/77-07/87	Length [mm]: 2085
 <p>Clutch cable, 2080 mm</p>	1670201303 <i>For reference:</i> 93042340101 93042340107	Porsche 911 Turbo	3.0	01/75-12/77	Length [mm]: 2080 Braking System: for vehicles without brake booster

Description	Item no.	Application	Engine	Year	Criteria / Information
 <p>Guide tube in gearbox tunnel for clutch cable, Ø12 mm, length 1030 mm</p>	1670250400 <i>For reference:</i> DAN50106103 DAN90150106103 DAN91150106103	Porsche 911 Porsche 912	2.0-3.3 1.6	10/64-07/89 01/65-02/70	Specification: Guide, clutch cable
 <p>Clevis pin for clutch cable</p>	1670250500 <i>For reference:</i> 99916600102	Porsche 356 A/B/C Porsche 911 Porsche 912 Porsche 914	1.5-1.6 2.0-3.3 1.6 1.7-2.0	01/55-12/65 10/64-07/89 01/65-02/70 01/69-02/76	Specification: Clevis pin
 <p>Speedo cable</p>	1670600303 <i>For reference:</i> 91164151000	Porsche 911 Porsche 911 Porsche 911 RS	2.0-2.4 2.7 2.7	08/71-07/73 08/73-07/77 08/72-07/77	Trim Level: Speedo cable
 <p>Clutch pedal bushing</p>	1672150500 <i>For reference:</i> 91142334101	Porsche 911 Porsche 914	2.0-3.3 1.7-2.0	10/64-07/89 01/69-02/76	Version: Pedal bushing
 <p>Bushing for clutch pedal shaft</p>	1672150700 <i>For reference:</i> 90142334300	Porsche 911 Porsche 914	2.0-3.3 1.7-2.0	10/64-07/89 01/69-02/76	Version: For pedal shaft

Reference List

Item No.	Page	Item No.	Page	Item No.	Page	Item No.	Page
1100500202	202	1613550100	56	1615650400	256	1619601218	236
1115500703	223	1613550100	208	1615650500	57	1619601318	237
1115650600	57	1613550200	208	1615650500	256	1619601418	237
1115650600	257	1613600100	208	1615650700	57	1619601518	237
1115650602	57	1613601000	208	1615650700	257	1619601818	237
1115650602	257	1613700170	208	1615651200	57	1619601918	237
1116001400	226	1613700180	209	1615651200	257	1619602018	238
1118002200	231	1613700200	209	1615651300	58	1619602118	238
1118005200	231	1613700300	209	1615651300	257	1619602418	238
1118006300	231	1613700400	209	1615651400	58	1619602518	238
1118006600	231	1613700501	209	1615651400	258	1619602618	238
1118007500	232	1613700601	210	1615651810	225	1619602718	239
1118700800	300	1613700770	210	1615652100	225	1619603102	239
1160400600	346	1613700780	210	1615652300	58	1619603218	239
1160401918	347	1613700871	210	1615652300	225	1620000110	9
1160402008	347	1613700880	210	1615652300	258	1620000310	9
1183100300	98	1613701000	211	1615652400	58	1620000510	9
1189550600	289	1613701100	211	1615652400	258	1620000810	9
1193500400	249	1613701200	211	1615652800	130	1620000910	10
1195500100	175	1613701300	211	1615652800	156	1620001010	10
1195500102	176	1613701400	211	1615652900	58	1620101010	10
1195900700	177	1613701600	212	1615652900	258	1620200500	10
1195900900	177	1613701700	212	1615653000	225	1620200600	10
1195901500	178	1613701800	212	1615653200	59	1620200700	11
1195901700	178	1613701900	212	1615653200	258	1620200800	11
1198500200	186	1613702100	212	1615800200	59	1620301300	11
1198500700	186	1613702200	213	1615800200	259	1620400110	11
1218001800	231	1613703500	213	1615800500	59	1620400200	11
1318001400	230	1613703600	213	1615800500	259	1620400400	12
1318001500	230	1613703770	213	1615850100	59	1620400800	12
1600900100	152	1613703900	213	1615850100	259	1620400900	12
1600900200	152	1613704000	214	1616000800	225	1620401000	12
1600900300	153	1613750200	214	1616001000	226	1620401110	12
1600900400	153	1613750300	214	1616001318	226	1620500200	13
1601500106	252	1613800100	214	1616001418	226	1620500300	13
1601500206	252	1613800400	214	1616001518	227	1620603500	13
1601500306	252	1614000202	215	1616001618	227	1620603700	13
1601500406	252	1614000300	215	1616001718	227	1620604100	13
1601500506	252	1614950100	134	1616001818	227	1620604300	14
1601500606	253	1615100318	215	1616001918	227	1620604400	14
1601500706	253	1615100418	215	1616002018	228	1620604900	14
1601500806	253	1615100518	216	1616002118	228	1620605000	14
1601500906	253	1615100618	216	1616002218	228	1620605400	15
1601501106	253	1615100718	216	1616002318	228	1620605800	15
1601501306	254	1615150918	216	1616002418	228	1620606300	15
1601501406	254	1615151018	217	1616002808	229	1620606400	15
1601501806	254	1615151118	217	1616002908	229	1620606500	16
1601503000	255	1615151218	217	1616003100	229	1620607000	16
1601700110	302	1615151318	217	1617600100	229	1620607400	16
1601700210	302	1615151418	217	1617900100	352	1620607900	16
1601700510	302	1615151518	218	1617900101	352	1620608200	17
1601700710	302	1615151618	218	1617900400	229	1620608400	17
1601850100	153	1615151718	218	1617900500	230	1620608700	17
1601850200	154	1615151818	218	1617900600	230	1620608800	17
1601850400	155	1615151918	218	1617950100	230	1620608900	18
1601850700	155	1615152018	219	1618300100	156	1620609100	18
1601850900	155	1615152118	219	1618300100	232	1620609400	18
1601851000	156	1615152218	219	1618300208	232	1620609600	18
1601851100	156	1615152318	219	1618300308	232	1620611300	19
1602050100	255	1615152418	219	1618300408	232	1620611600	19
1610100100	202	1615152518	220	1618500700	298	1620611700	19
1610450100	202	1615152718	220	1618501000	298	1620611800	19
1610450200	202	1615152818	220	1618550100	233	1620612700	20
1611000200	134	1615153018	220	1618550300	233	1620614200	20
1611000200	255	1615153118	220	1618550706	233	1620614300	20
1611150100	203	1615153208	221	1618601818	298	1620650100	20
1611250272	203	1615153308	221	1618601918	298	1620650200	21
1611250282	203	1615153408	221	1618602018	298	1620650400	21
1611250400	203	1615153518	221	1618602118	299	1620700400	21
1611350100	203	1615153618	221	1618602218	299	1620700500	21
1611550100	204	1615153808	222	1618602308	299	1620704600	21
1612000106	204	1615200100	222	1618602408	299	1620800470	22
1612000300	204	1615200300	222	1618650106	233	1620800480	22
1612650100	204	1615250200	222	1618650200	233	1620801910	22
1612900200	204	1615300200	222	1618650400	234	1620802010	22
1612900300	205	1615300300	223	1618650708	299	1620802210	23
1612900400	205	1615300400	223	1618650808	234	1620802310	23
1612950200	156	1615300600	223	1618650900	234	1620802410	23
1612950300	205	1615550100	223	1618700500	60	1620802610	23
1612950600	205	1615600200	56	1618700500	260	1620802710	24
1613200200	205	1615600200	224	1618700808	300	1620802810	24
1613200300	206	1615600200	256	1618900512	234	1620803010	24
1613500300	206	1615600500	56	1618900612	234	1621100100	24
1613500503	206	1615600500	224	1618900712	235	1621100200	239
1613500603	206	1615600500	256	1619200402	235	1621100300	239
1613500700	206	1615650200	224	1619201000	235	1621100700	240
1613500703	207	1615650206	224	1619600100	235	1621100800	240
1613500803	207	1615650300	56	1619600202	235	1621100900	240
1613500903	207	1615650300	224	1619600302	236	1621101000	240
1613501003	207	1615650300	256	1619600918	236	1621101200	240
1613501208	207	1615650400	56	1619601018	236	1621101300	241

Reference List

Item No.	Page	Item No.	Page	Item No.	Page	Item No.	Page
1621101400	241	1623200680	142	1640150100	329	1653600900	357
1621400210	25	1623200770	36	1640150370	329	1660000100	345
1621400801	25	1623200770	142	1640200110	329	1660200200	345
1621401000	25	1623200780	36	1640300200	329	1660400100	346
1621401171	25	1623200780	142	1640300203	330	1660400200	346
1621401181	25	1623200970	36	1640350100	330	1660400300	346
1621401800	26	1623200970	142	1640400300	330	1660400400	346
1621401970	26	1623200980	37	1640450100	330	1661000110	347
1621401980	26	1623200980	143	1640500200	330	1661000210	347
1621600100	26	1623250100	37	1640500400	331	1661000300	347
1621600200	26	1623250100	143	1640550100	331	1661000400	348
1621600300	27	1623250200	37	1640600200	331	1661100200	114
1621700210	27	1623250200	143	1640600300	331	1661100500	114
1621700310	27	1623250201	37	1640600400	331	1661100700	114
1621701410	27	1623250201	143	1641000100	332	1661150200	304
1621701410	134	1623250700	37	1641000200	332	1661200300	114
1621701510	27	1623250700	143	1642000106	332	1661200500	114
1621701510	134	1623400100	38	1642000200	333	1661250100	115
1621701610	28	1623500100	38	1642350100	333	1661250300	115
1621701610	134	1623500100	144	1642400400	333	1661250400	115
1621701710	28	1623500270	38	1642600100	333	1661500210	115
1621701710	135	1623500270	144	1643100100	333	1661500710	116
1621701910	28	1623500280	38	1643100100	355	1661550100	116
1621702010	28	1623500280	144	1644200100	334	1661550200	116
1623101970	28	1623500370	38	1644400110	334	1661550400	116
1623101980	29	1623500370	144	1644600100	334	1661550500	116
1623102100	29	1623500400	39	1644600300	334	1661550600	117
1623102100	135	1623500400	144	1644700106	334	1661600100	117
1623102370	29	1623500500	39	1644700200	335	1661700300	117
1623102370	135	1623500500	145	1644700300	335	1661700400	118
1623102380	29	1623500900	39	1644750100	335	1661700402	118
1623102380	135	1623500900	145	1644750200	335	1661800100	118
1623102570	29	1623550170	39	1644800100	335	1661800200	118
1623102570	135	1623550170	145	1644950100	336	1661900870	118
1623102580	30	1623550180	39	1645550100	336	1661900880	119
1623102580	136	1623550180	145	1645600200	336	1661901470	119
1623102670	30	1623550200	40	1645600600	336	1661901480	119
1623102670	136	1623550200	145	1645600700	337	1661901570	119
1623102770	30	1625000300	40	1645601000	337	1661901580	119
1623102770	136	1625001300	40	1645601200	303	1661901670	120
1623103170	30	1625002800	40	1645601300	303	1661901680	120
1623103170	136	1626100100	146	1645601400	337	1661950110	120
1623103180	31	1626100100	157	1645601500	337	1661950212	120
1623103180	137	1626100200	146	1645650200	337	1661950710	120
1623103300	31	1626100200	157	1650250100	338	1662000170	121
1623103300	137	1626100600	146	1650250500	338	1662000180	121
1623103500	31	1626100600	157	1650250600	338	1662000870	121
1623103500	137	1626100770	146	1650300100	338	1662000880	121
1623103600	31	1626100770	157	1650400200	338	1663000400	121
1623103600	137	1626100780	146	1650450200	339	1663100103	122
1623103800	31	1626100780	157	1650450300	339	1663100203	122
1623103800	137	1626150100	40	1650450400	339	1663200100	122
1623103900	32	1626150100	147	1650450500	339	1663201300	122
1623103900	138	1628000100	41	1650450600	339	1663201470	122
1623104000	32	1628000100	147	1650450700	340	1663201480	123
1623104000	138	1628000200	147	1650451270	340	1663600112	123
1623104910	32	1628000400	60	1650451280	340	1663900110	123
1623104910	138	1628000802	41	1650451300	340	1663900112	123
1623105010	32	1628000802	147	1650451400	340	1663950100	124
1623105010	138	1628000910	41	1650500270	341	1664000310	124
1623105110	32	1628000910	147	1650500280	341	1664000312	124
1623105110	138	1628001078	41	1651000200	341	1664000610	124
1623105610	33	1628001400	41	1651400300	341	1664000710	124
1623105610	139	1628001400	148	1652250200	341	1664000810	125
1623105800	33	1628001500	148	1652250306	342	1664001110	125
1623105800	139	1628001500	260	1652250400	342	1664200200	125
1623105900	33	1630400310	352	1652250500	342	1664300200	125
1623105900	139	1630500100	352	1652250700	342	1670150100	241
1623106810	33	1631000300	352	1652250800	342	1670150200	130
1623106810	139	1631000400	353	1652251000	343	1670150200	241
1623107110	34	1631000500	302	1652251110	343	1670150300	241
1623107110	140	1631500100	353	1652251200	343	1670200203	357
1623107210	34	1631500200	353	1653100110	343	1670200303	358
1623107210	140	1631500600	353	1653100110	355	1670200403	358
1623107312	34	1631650200	353	1653100410	343	1670200503	358
1623107312	140	1631650400	354	1653100410	356	1670201103	358
1623150100	34	1631650700	354	1653100510	344	1670201303	358
1623150100	140	1631650800	354	1653100510	356	1670250400	359
1623150200	35	1632000112	354	1653450118	344	1670250500	359
1623150200	141	1632100100	354	1653450118	356	1670300103	125
1623200170	35	1632200200	303	1653550108	344	1670300103	130
1623200170	141	1632200200	355	1653550108	356	1670300703	126
1623200180	35	1632300100	303	1653600110	344	1670300703	130
1623200180	141	1632300100	355	1653600110	356	1670350210	242
1623200270	35	1632300200	303	1653600112	344	1670500200	42
1623200270	141	1632300200	355	1653600112	357	1670500200	130
1623200280	35	1640000308	328	1653600618	345	1670500200	148
1623200280	141	1640050200	328	1653600618	357	1670500206	42
1623200670	36	1640050300	328	1653600710	345	1670500206	131
1623200670	142	1640100270	328	1653600710	357	1670500206	148
1623200680	36	1640100280	329	1653600900	345	1670550110	42

Item No.	Page	Item No.	Page	Item No.	Page	Item No.	Page
1670550110	148	1680502900	68	1681901070	83	1683102980	101
1670550310	42	1680503000	69	1681901080	83	1683150170	348
1670550310	149	1680503100	262	1681901170	83	1683150180	348
1670550400	42	1680503200	262	1681901180	83	1683150200	101
1670550400	149	1680503570	69	1681901470	83	1683150400	349
1670600303	131	1680503580	69	1681901480	84	1683150800	101
1670600303	359	1680550100	69	1681901770	84	1683150900	349
1670650100	131	1680600300	69	1681901780	84	1683151000	349
1670700303	60	1680600670	70	1681901970	84	1683151270	101
1670700303	131	1680600680	70	1681901980	84	1683151280	102
1670750100	260	1680600770	70	1682000270	85	1683151370	349
1670750200	60	1680600780	70	1682000270	158	1683151380	349
1670750200	131	1680601000	70	1682000280	85	1683151600	102
1670750300	61	1680601170	71	1682000280	158	1683151700	102
1670750300	132	1680601180	71	1682000800	348	1683151800	102
1672000300	304	1680601280	71	1682001000	85	1683151900	102
1672100600	304	1680601300	71	1682001200	85	1683152100	103
1672100700	304	1680601400	71	1682001410	85	1683152200	103
1672150100	242	1680602100	72	1682001500	86	1683152400	103
1672150200	242	1680602300	72	1682001610	86	1683152500	103
1672150400	242	1680602470	72	1682001770	265	1683152670	103
1672150500	359	1680602480	72	1682001780	265	1683152680	104
1672150600	304	1680602500	72	1682001800	348	1684000170	265
1672150700	359	1680602600	73	1682002010	86	1684000180	266
1672150800	242	1680603200	73	1682002370	86	1684000270	266
1672150910	305	1680603800	73	1682002380	87	1684000280	266
1672151100	305	1680650100	73	1682002870	87	1684000500	350
1672151300	305	1680650210	243	1682002880	87	1684000700	350
1672151410	305	1680650300	73	1682002970	87	1684000970	104
1672151500	305	1680650600	74	1682002980	88	1684000980	104
1672151600	306	1680700170	74	1682003170	88	1684001800	104
1672200200	306	1680700180	74	1682003170	158	1684001910	104
1672200300	306	1680700570	74	1682003180	88	1684150770	105
1672500200	126	1680700580	74	1682003180	158	1684150780	105
1672550100	126	1680750200	262	1682300270	89	1684151500	105
1672550200	126	1680900270	75	1682300280	89	1684200570	105
1672600100	126	1680900280	75	1682350570	90	1684200580	105
1672600200	127	1680900570	75	1682350580	90	1684200670	106
1672600300	127	1680900580	75	1682351170	90	1684200680	106
1672600400	127	1680900870	75	1682351180	90	1684250406	266
1672600500	127	1680900880	76	1682400170	90	1684250570	106
1672600500	306	1681000370	76	1682400180	91	1684250580	106
1672600900	127	1681000370	262	1682400270	91	1684250600	106
1672600900	306	1681000380	76	1682400280	91	1684300500	266
1673000500	307	1681000380	262	1682400550	91	1684300670	267
1680100200	61	1681000406	263	1682400560	91	1684300680	267
1680100600	61	1681000570	76	1682450170	92	1684350470	107
1680101400	61	1681000580	76	1682450180	92	1684350480	107
1680101500	61	1681000800	77	1682500270	92	1684350570	107
1680150100	62	1681001380	77	1682500280	92	1684350580	107
1680150200	62	1681001670	77	1682550280	92	1684400770	267
1680200300	62	1681001680	77	1682550380	93	1684400780	267
1680250200	62	1681100200	77	1682600600	93	1684450800	107
1680250310	243	1681100200	263	1682600780	93	1684551100	267
1680300270	62	1681150410	78	1682600870	93	1684551400	268
1680300280	63	1681150410	263	1682600970	93	1684551500	268
1680300470	63	1681150510	78	1682601070	94	1684551600	268
1680300480	63	1681150510	263	1682601170	94	1685000300	108
1680300970	63	1681150600	78	1682601180	94	1685000400	108
1680300980	63	1681150600	263	1682601270	94	1685000500	108
1680301470	64	1681150910	78	1682601570	94	1685000700	268
1680301480	64	1681150910	264	1682601580	95	1685000700	307
1680350100	260	1681151010	79	1682601600	95	1685200170	268
1680350200	260	1681151010	264	1682601700	95	1685200180	269
1680350370	64	1681200100	79	1682601870	95	1685250170	307
1680350380	64	1681200100	264	1682601980	95	1685250180	307
1680350510	64	1681200200	79	1682602000	96	1685250270	108
1680351070	65	1681200200	264	1682602070	96	1685250280	108
1680351080	65	1681250100	79	1682602180	96	1685250300	307
1680400170	65	1681250100	264	1682602600	96	1685250500	109
1680400180	65	1681300100	243	1682602700	96	1685250670	109
1680400270	65	1681300101	243	1682602800	97	1685250680	109
1680400280	66	1681300300	243	1682602900	97	1685300170	269
1680400570	66	1681650100	265	1682603000	97	1685300180	269
1680400580	66	1681650200	265	1682700400	97	1685400100	269
1680400670	66	1681700400	79	1682701300	97	1685400200	158
1680400680	66	1681700500	80	1683100180	98	1685400200	308
1680450100	261	1681700670	80	1683100200	98	1685500300	269
1680450270	261	1681700680	80	1683100670	98	1685500400	270
1680450280	261	1681750200	80	1683100680	98	1685700400	270
1680450370	67	1681750300	80	1683100700	99	1685700500	270
1680450380	67	1681900170	81	1683100800	99	1685700600	270
1680450500	261	1681900180	81	1683100900	99	1685750170	270
1680500300	67	1681900370	81	1683101000	99	1685750180	271
1680500500	67	1681900380	81	1683101400	99	1685800200	271
1680500700	67	1681900470	81	1683101500	100	1685800300	271
1680500800	68	1681900480	82	1683101600	100	1685800400	271
1680501000	68	1681900870	82	1683101900	100	1685800670	271
1680502200	261	1681900880	82	1683102200	100	1685800680	272
1680502600	68	1681900970	82	1683102500	100	1685800800	272
1680502800	68	1681900980	82	1683102970	101	1685800900	272

Item No.	Page	Item No.	Page	Item No.	Page	Item No.	Page
1685801000	272	1687551270	284	1689800400	289	1693500600	250
1685850100	272	1687551270	311	1689800710	111	1693500800	167
1685850200	273	1687551280	285	1689800710	290	1693800100	44
1685900400	273	1687551280	311	1689800800	290	1693800100	250
1685900500	273	1687700200	285	1689800900	290	1695100100	167
1685900600	273	1687700400	285	1689801000	290	1695100200	167
1685900700	273	1687700700	285	1689801100	290	1695100302	167
1685900800	274	1687800110	311	1689801700	160	1695100500	167
1686000770	274	1687800470	312	1689801800	160	1695100602	168
1686000780	274	1687800480	312	1689802000	160	1695101102	168
1686000870	274	1687800610	312	1689802600	321	1695150200	291
1686000880	274	1687800810	312	1689802770	321	1695150400	168
1686000900	275	1687800900	312	1689802780	322	1695150400	291
1686001070	275	1688000200	313	1689803200	322	1695150700	168
1686001080	275	1688000300	111	1689803370	322	1695150700	292
1686001270	275	1688000300	285	1689803380	322	1695150800	168
1686001280	275	1688000400	43	1689803870	322	1695150900	292
1686001370	276	1688000400	149	1689803880	323	1695151000	169
1686001380	276	1688000500	43	1689804600	323	1695151202	169
1686001900	276	1688000500	149	1689804700	111	1695151300	169
1686100200	276	1688000600	286	1689805100	291	1695151500	169
1686100370	276	1688000600	313	1689805100	323	1695151600	169
1686100380	277	1688000800	43	1689805300	112	1695151600	292
1686100400	277	1688000800	150	1689805910	323	1695151700	170
1686100500	277	1688000900	43	1689806000	160	1695151700	292
1686100600	277	1688000900	150	1689806200	323	1695151800	170
1686500870	277	1688001100	313	1689806300	161	1695151800	292
1686500880	278	1688001200	286	1689808000	324	1695152000	170
1686500970	278	1688001200	313	1689808110	324	1695152100	170
1686500980	278	1688001300	286	1689808510	112	1695152400	170
1686501070	278	1688001300	313	1689809910	324	1695152400	293
1686501080	278	1688001400	286	1689810110	324	1695152500	171
1686501110	279	1688001400	314	1689810200	324	1695152500	293
1686501170	279	1688001500	286	1689812510	291	1695200300	171
1686501180	279	1688001500	314	1689813600	325	1695250170	171
1686501270	279	1688001600	314	1689813710	325	1695250172	171
1686501280	279	1688001700	287	1689814070	325	1695250180	172
1686501370	280	1688001800	287	1689814080	325	1695250182	172
1686501380	280	1688001800	314	1689814810	325	1695250200	172
1686501470	280	1688001970	287	1689815010	326	1695250570	172
1686501480	280	1688001970	314	1690100100	161	1695250600	172
1686550100	280	1688001980	287	1690100100	245	1695251500	173
1686550200	281	1688001980	315	1690150100	161	1695350670	173
1687100710	281	1688002200	287	1690150100	245	1695350680	173
1687100710	308	1688002200	315	1690200200	161	1695350770	173
1687100810	281	1688002300	288	1690200200	245	1695350780	173
1687100810	308	1688002300	315	1690200300	161	1695350870	174
1687101310	281	1688100170	315	1690200300	246	1695350880	174
1687101310	308	1688100180	315	1690300203	162	1695351170	293
1687150200	281	1688100470	316	1690300203	246	1695351180	293
1687150400	282	1688100480	316	1690350100	162	1695351970	174
1687150970	282	1688100570	316	1690350100	246	1695351980	174
1687150970	308	1688100580	316	1690400100	162	1695450300	174
1687150980	282	1688100670	316	1690450200	162	1695450400	175
1687150980	309	1688100680	317	1690450400	163	1695450500	175
1687151000	282	1688300100	317	1690450900	291	1695451702	250
1687151000	309	1688300200	317	1691200402	163	1695452500	175
1687151170	282	1688350100	317	1691200402	246	1695452700	175
1687151170	309	1688400170	159	1691200403	163	1695600200	176
1687151180	283	1688400180	159	1691200403	246	1695650700	293
1687151180	309	1688400270	159	1691200600	163	1695700100	176
1687400110	283	1688400280	159	1691200600	247	1695700302	176
1687400110	309	1688400370	159	1691400112	163	1695700600	176
1687400370	244	1688400380	160	1691400112	247	1695750100	294
1687400380	244	1689150102	288	1691400212	164	1695750200	177
1687400470	244	1689150272	288	1691400212	247	1695900200	177
1687400480	244	1689150282	288	1691600100	164	1695900300	177
1687400700	109	1689200200	317	1691600100	247	1696001610	178
1687400710	245	1689200300	318	1691600500	164	1696001900	178
1687450100	109	1689250100	318	1691600500	247	1696350200	178
1687450200	110	1689300100	288	1691600502	164	1696500100	179
1687450300	245	1689300200	289	1691600502	248	1696500200	179
1687450400	110	1689500310	318	1691700702	164	1696550100	179
1687500170	283	1689500410	318	1691700702	248	1696550200	179
1687500170	310	1689500510	318	1691700802	165	1696550300	179
1687500180	283	1689500610	319	1691700802	248	1696600100	180
1687500180	310	1689500710	319	1691701002	165	1696600200	180
1687500370	283	1689500810	319	1691701002	248	1696650100	180
1687500370	310	1689501400	111	1692000200	165	1696700100	180
1687550106	284	1689550100	319	1692000200	248	1696750200	180
1687550106	310	1689550200	319	1692050100	165	1696750370	181
1687550110	284	1689550510	320	1692050100	249	1696750402	181
1687550110	310	1689550710	320	1692100100	165	1696750510	181
1687550210	284	1689550800	289	1692100100	249	1696750610	181
1687550210	311	1689551100	320	1692100200	166	1696750760	181
1687550310	284	1689600100	320	1692100200	249	1696750810	182
1687550310	311	1689650400	320	1693200100	166	1696750910	182
1687550670	110	1689800110	321	1693400100	249	1697000200	182
1687550680	110	1689800210	321	1693500200	166	1697000300	182
1687550900	110	1689800300	289	1693500300	166	1697000400	182
1687551000	111	1689800310	321	1693500500	166	1697000600	183

Item No.	Page	Item No.	Page
1697000702	183	8182002700	87
1697000800	183	8182003000	88
1697000900	184	8182003100	88
1697300500	128	8182004810	89
1697301300	128	8190401308	162
1697302100	128	8195154100	171
1697302800	128	8198400102	186
1698150100	184	8198400102	295
1698150100	294	8199000500	188
1698150200	184	8199450200	190
1698150200	294	8199450800	190
1698250110	184	8199501012	191
1698300170	184	8300900100	152
1698300170	294	8300900200	152
1698300180	185	8300900310	153
1698300180	294	8301850110	154
1698300470	185	8301850210	154
1698300470	295		
1698300480	185		
1698300480	295		
1698301110	185		
1698301110	295		
1698301210	185		
1698301210	295		
1698400400	186		
1698400400	296		
1698500100	186		
1698550210	187		
1698550310	187		
1698650400	187		
1698650400	296		
1698650600	187		
1698650600	296		
1698700100	187		
1699000600	188		
1699200106	188		
1699200206	188		
1699200300	188		
1699201000	189		
1699201100	189		
1699250210	189		
1699300200	189		
1699300400	189		
1699350100	190		
1699350400	190		
1699650500	191		
1699650600	191		
1699650700	192		
1699650910	192		
1699900100	192		
1699900300	192		
1699900500	192		
1699900610	193		
1699900710	193		
1699900810	193		
1699900910	193		
1699901010	193		
1699901110	194		
1699901200	194		
1699901310	194		
1699901400	194		
1699901610	194		
1699901710	195		
1699901910	195		
1699902510	195		
1699902610	195		
1699902710	195		
1699902810	196		
1699902910	196		
8101200500	328		
8101502400	254		
8101850700	155		
8101900800	255		
8115850100	59		
8115850100	259		
8115850308	60		
8115850308	259		
8116001006	226		
8119600502	236		
8141200300	332		
8141200600	332		
8145550800	336		
8161250400	115		
8161650100	117		
8161650200	117		
8163601010	123		
8172000400	43		
8172000400	132		
8172000400	149		
8181300510	244		
8182001600	86		